



Technical Sales Guide

GMV6 HR DC INVERTER VRF UNITS

(GC202308-VI)

TECHNICAL SALES GUIDE-50/60Hz

CAPACITY RANGE: 22.4~246.0kW



CONTENTS

1 UNIT CHARACTERISTICS	1
2 PRODUCT PERFORMANCE PARAMETER.....	9
3 ELECTRICAL SPECIFICATIONS.....	17
4 PRODUCT MODEL SELECTION AND COLLOCATION.....	20
5 PRODUCT CAPACITY CORRECTION	26
6 NOISE CURVES	107
7 UNIT GRAVITY CENTER DIAGRAMS.....	109
8 UNIT INSTALLATION SPACE REQUIREMENTS	111
9 PIPING MODEL DESIGN	127
10 COMMUNICATION WIRING SYSTEM	137
11 EXTERNAL ELECTRICAL WIRING DIAGRAM.....	146
12 CALCULATION OF ADDITIONAL REFRIGERANT CHARGE	148
13 NOTICES.....	149
14 OPTIONAL ACCESSORIES.....	150

SA109002

1 UNIT CHARACTERISTICS

1.1 Product Line Up

1.1.1 Lineup of Outdoor Unit



GMV6 HR VRF system: basic models of the full series are 8HP, 10HP, 12HP, 14HP, 16HP, 18HP, 20HP and 22HP, the combination model 24HP-88HP.

Capacity (HP)	Model	Combination Method	Appearance
8	GMV-VQ224WM/C-X	/	
10	GMV-VQ280WM/C-X	/	
12	GMV-VQ335WM/C-X	/	
14	GMV-VQ400WM/C-X	/	
16	GMV-VQ450WM/C-X	/	
18	GMV-VQ504WM/C-X	/	
20	GMV-VQ560WM/C-X	/	
22	GMV-VQ615WM/C-X	/	
24	GMV-VQ680WM/C-X	280+400	
26	GMV-VQ730WM/C-X	280+450	
28	GMV-VQ784WM/C-X	280+504	
30	GMV-VQ840WM/C-X	280+560	
32	GMV-VQ895WM/C-X	280+615	
34	GMV-VQ950WM/C-X	335+615	
36	GMV-VQ1015WM/C-X	400+615	
38	GMV-VQ1065WM/C-X	450+615	
40	GMV-VQ1119WM/C-X	504+615	
42	GMV-VQ1175WM/C-X	560+615	
44	GMV-VQ1230WM/C-X	615+615	


Capacity (HP)	Model	Combination Method	Appearance
46	GMV-VQ1290WM/C-X	280+450+560	
48	GMV-VQ1345WM/C-X	280+450+615	
50	GMV-VQ1400WM/C-X	335+450+615	
52	GMV-VQ1455WM/C-X	280+560+615	
54	GMV-VQ1510WM/C-X	280+615+615	
56	GMV-VQ1565WM/C-X	335+615+615	
58	GMV-VQ1630WM/C-X	400+615+615	
60	GMV-VQ1680WM/C-X	450+615+615	
62	GMV-VQ1734WM/C-X	504+615+615	
64	GMV-VQ1790WM/C-X	560+615+615	
66	GMV-VQ1845WM/C-X	615+615+615	
68	GMV-VQ1905WM/C-X	280+450+560+615	
70	GMV-VQ1959WM/C-X	280+504+560+615	
72	GMV-VQ2015WM/C-X	280+560+560+615	
74	GMV-VQ2070WM/C-X	280+560+615+615	
76	GMV-VQ2125WM/C-X	280+615+615+615	
78	GMV-VQ2180WM/C-X	335+615+615+615	
80	GMV-VQ2245WM/C-X	400+615+615+615	
82	GMV-VQ2295WM/C-X	450+615+615+615	
84	GMV-VQ2349WM/C-X	504+615+615+615	
86	GMV-VQ2405WM/C-X	560+615+615+615	
88	GMV-VQ2460WM/C-X	615+615+615+615	

1.1.2 Mode Exchange Box


Model	Appearance
NCHS1D	
NCHS2D	

Model	Appearance
NCHS4D	 A rectangular, light-colored metal hydro box with four sets of refrigerant ports on the front and two sets on the right side.
NCHS8D	 A rectangular, light-colored metal hydro box with eight sets of refrigerant ports on the front and two sets on the right side.

1.1.3 Hydro Box

Model	Appearance
NRQR16L/A-T	 A vertical, light-colored metal hydro box with a GREE logo and 'HYDRO-BOX' text on the front. It has two sets of refrigerant ports on the right side.
NRQR30L/A-T	

1.1.4 Water Tank

Model	Appearance
SXTVD300LCJ2/A-K	 A vertical, cylindrical, light-colored metal water tank.

Note: water tank from Gree or local market is acceptable, only required inner coil water tank.

1.2 Product Functions

GMV6HR DC inverter multi VRF system adopts the advanced technologies such as efficient low-temperature enthalpy-adding system, partition heat exchange flow path, subcooling design, integrated aluminium electronic control, reliable operation control under ultra low temperature and so on, so the unit can operate smoothly between -25°C ~ 55°C . It provides comfortable environment for the user no matter in severe cold or intense heat. The capacity range of GMV6HR is 22.4kW~246kW, from

8HP~88HP, 41 models in total. Wide capacity range and flexible combination. It can be applied to the commercial occasions like large office building, production factory or large malls.

Compared with GMV5HR, GMV6HR series can not only realize low temperature heating function, operation range under low and high temperature is wider, but also has all the functions of GMV5HR.

Energy-efficient

Thanks to the advanced full DC inverter technology, optimized AC system design and precise intelligent control technology.

➤ Efficient DC inverter low temperature enthalpy-adding scroll compressor

The compressor adopts the high pressure chamber of excellent performance. It inhales directly and reduce the overheat loss to improve compression efficiency.

Adopting the high-efficiency permanent synchronous motor, its rotor is permanent magnet, the stator is intertwined centrally and the efficiency is higher than the normal DC inverter compressor.

➤ Sensorless DC inverter fan motor

The DC inverter motor adopts the electromotive force to realize stepless speed regulation between 8Hz-85Hz. Compared with normal DC inverter motor, its operation current is smaller, input motor power is lower and efficiency is greatly improved.

➤ Advanced torque control technology

It processes minimum current and maximum torque control technology

Utilize DC inverter compressor rotor magnetic resistance torque effectively, allowing the minimum current to output the maximum torque, reducing motor winding loss and realizing higher efficiency.

Directly control the motor torque to realize ultra low speed operation of DC inverter fan motor, torque pulsation is small, satisfying system demand while achieving comfort of higher requirement.

Quiet

Gree DC inverter multi VRF system fully considers comfort requirement, the humanized technology upgrade the comfort perfectly. The wider operation range of the unit ensures normal operation under severe cold or intense heat; quiet effect is better, creating a quiet working and living environment.

➤ Quiet mode of ODU

◆ Quiet at night

The system will memorize and judge the highest outdoor temperature. When the system is operating at night in low load, it will enter quiet mode automatically. Based on actual application occasion, 13 kinds of quiet mode can be set.

For example, it will enter night operation mode automatically after operating for 8h, then it enters normal mode after 9h.

◆ Compulsory quiet

When the unit is installed in the locations with lower noise requirement, quiet operation is necessary no matter in the daytime or night, at this time, you can have three kinds of compulsory quiet mode setting to ensure that the unit is operated under low noise mode at any time. The lowest noise value is 40dB(A).

◆ Intelligent silence

The unit can self-learn and customize user habits, and at the same time remember the user habits characteristics. According to the user's usage characteristics and actual load matching, the output capacity of the system can be determined automatically in the next 24 hours to achieve automatic silent operation.

➤ Quiet mode of IDU

IDU also adopts DC inverter motor to realize the stepless adjustment of fan speed regulation, reduce noise value greatly, sets auto quiet mode for IDU through wired controller. Start auto quiet function according to indoor temperature and people activity, the noise is as low as 22dB(A).

Advanced technology ensures stable reliability

Gree DC inverter multi VRF system is widely recognized in the industry with the advanced technology. After ten years of research and experiment, the technology of DC inverter multi system is more

mature. From electrical component to mechanical assembly and control technology to communication technology, Gree DC inverter multi VRF has been upgraded comprehensively. The continued technology innovation will surely bring more reliable and efficient services for the user.

➤ Oil return control technology

Gree has two exclusive oil return control technologies.

◆ New generation of oil return control

Through pressure control, it controls system oil return and oil storage status of each compressor effectively, thus improving the service life of compressor greatly.

◆ Exclusive oil storage technology of compressor

Gree DC inverter unit has exclusive compressor oil storage technology and it controls the minimum oil level required when operating the compressor by judging the parameter.

➤ Refrigerant storage and distribution technology

Adopt non-accumulator system circuit, reduce refrigerant charge drastically and improve system refrigerant control precision, then store the surplus refrigerant in the pipe.

➤ Balancing oil control technology

◆ Balancing oil technology among modules

Change the defect of traditional timer oil return; it's needless to turn off the unit to balance the oil, judge the operation status of each module and compressor, calculate the oil reserve capacity of compressor, adjust the operation status of compressor to realize oil balance among modules. The non-balancing oil pipe design ensures the reliability and will not affect the capacity output of the system to maintain AC comfort.

◆ Oil balance technology among compressor

The refrigerant has a suction pipe in the compression working chamber of the compressor, and is compressed and discharged into the cavity of the totally enclosed compressor, and then flows through the refrigeration system through the exhaust pipe. According to the principle of motion fluid mechanics and the actual amount of oil required in the working process of the compressor, the oil level of the oil pool is controlled; the minimum oil quantity required for each compressor during operation is ensured to realize the oil balance among the compressors.

➤ Cooling adopts the subcooling control technology to reduce cooling capacity substantially

New generation of efficient plate subcooler and condensate depression control method is adopted, the maximum condensate depression is 35°C, AC effect is more obvious.

➤ Unique precise control

ODU adopts dual electronic expansion valve for adjustment, the grade of main electronic expansion valve is 3,000 and the subcooling electronic expansion valve is 480, precisely controlling the flow of modules in IDU and ODU.

Considering the installation characteristic (IDU type, pipe length, fall etc.), actual startup rate of IDU, ambient indoor and outdoor temperature, diversified system startup is realized under different ambient temperature and installation condition, the fastest startup is completed in 75s.

Humanized operation design

➤ Auto address allocation and non-polarity communication

➤ Auto commissioning and error detection

➤ Five kinds of auto commissioning function

◆ Auto allocation of IDU and ODU address

◆ Auto detection of IDU and ODU quantity

◆ Auto detection of internal error of the unit

◆ Start test run automatically

◆ Real-time judgment of pipeline abnormality

➤ The unit has emergency operations of module, compressor and fan

Intelligent control

➤ Dual energy saving operation mode;

With the deepening of energy conservation and emission reduction and the stricter national requirements to urban electricity consumption, especially in summer, the peak season of electricity consumption, many cities will introduce corresponding power-limiting measures. Gree DC inverter multi VRF system has two energy-saving modes for users to choose freely to meet the requirement on peak power consumption and power-limiting.

◆ Capacity first: If there is sufficient power supply, priority is given to meeting the capacity needs. This mode is default factory setting.

◆ Auto energy-saving: System will automatically adjust parameters and balance the capacity and energy consumption according to the running state.

◆ Forcible energy-saving: Capacity output of ODU is limited. Depending on power consumption and user needs, a 90% or 80% capacity ratio can be selected.

➤ Emergency stop

Long distance monitoring is needless, ODU will introduce the fire alarm linkage signal directly, under emergency situation, it will stop the unit for operation immediately to avoid bigger losses.

➤ Group control

Super-long piping distance design

Gree DC inverter multi VRF system is more outstanding in the aspect of actual piping, enabling the AC system to be applied to all kinds of architecture, reducing installation cost of the user.

Cooling only system, the maximum attachable quantity of IDU is 80 sets

Gree DC inverter multi VRF system is integrated with several modular unit and can connect 80 sets of IDUs at the most, which is more applicable for large commercial office buildings, apartment or hotels.

Wide operation range

Operation range of temperature: cooling -10~55°C and heating -25~24°C.

New modular load allocation control

Choose unit module according to the operation status to realize efficient operation among modular unit, reduce energy consumption loss and improve energy efficiency of operation, which will enhance the reliability of the unit.

ODU high static pressure design with flexible choice

ODU will choose the corresponding static pressure according to architectural form, the maximum can be 110Pa, especially for the occasions which need to place the ODU inside the house.

1.3 Naming Rule

1.3.1 Naming Rule of Outdoor Unit

GMV	□	-	VQ	□	W	□	/	□	□	-	□
1	2		3	4	5	6		7	8		9

No.	Description	Options
1	Product code	GMV—Gree Multi VRF Units
2	Suitable climate	Omit—T1 condition; T2—Low temperature climate; T3—High temperature climate
3	Function code	VQ—Low-temperature heat recovery model
4	Code of cooling capacity	Nominal capacity/100(W)
5	Code for outdoor unit	W—Outdoor unit
6	Unit structure	M—Modular (top discharge); L—Non-modular (side discharge); Default—Non-modular (top discharge)
7	Refrigerant	Omit—R410A
8	Design No.	Named in order of A, B, C, or combined with 1, 2, 3...
9	Power supply	X—380~415V-3Ph-50/60Hz

1.3.2 Naming Rule of Mode Exchange Box

NCHS	□	□	□
1	2	3	4

No.	Description	Options
1	Product code	NCHS—Mode exchange box
2	Branch code	Quantity of branches
3	Design No.	Arrange by A, B, C...
4	Area code	(U)—North America Omit—Other areas

1.3.3 Naming Rule of Hydro Box

NRQR	□	□	/	A	-	□
1	2	3		4		5

No.	Description	Optional items
1	Model	NRQR—Hydro box
2	Rated capacity	Rated power of generator (kW)
3	Code of structure	G—Wall-mounted; L—Vertical; W—Horizontal
4	Design No.	Arrange in A, B, C... order
5	Power supply	S—220-240V~, 50Hz/60Hz; T—Applicable to 208-230V~, 60Hz, and 220-240V~, 50Hz;

1.3.4 Naming Rule of Water Tank

SX	□	□	□	□	□	□	□	□	/	□	□	□
1	2	3	4	5	6	7	8	9		10		11

No.	Description	Optional items
1	Model	SX—Water tank
2	Type of water tank	V—Heat pump water tank for multi VRF unit; Common heat pump water tank—Omitted
3	Functional code	Omit—No electric heating; D—With electric heating function
4	Capacity of water tank	Unit—L
5	Form of structure	B—Wall-mounted; L—Floor standing
6	With bearing pressure or not	C—With bearing pressure; Omit—No bearing pressure
7	Coil type	Omit—No heat exchange tube; J—Static heating mode of built-in coil (J represents single coil, J2 represents double coils); JW—Static heating mode of external winding coil; D—Coil with floor heating (D represents single coil, D2 represents double coils)
8	Structure of appearance	Omit—Round; F—Square; T—Rectangle ; Y—Abnormity
9	Quantity of inner pot	Omit—One; 2—Two
10	Design No.	Arrange in A, B, C... order
11	Power supply	K—220-240V~ 50Hz

1.4 The Range of Production Working Temperature

—	Cooling	Heating	Heat recovery	Water heating	Floor heating
Ambient temperature	-10°C ~55°C DB	-25°C ~24°C DB	-10°C ~24°C DB	-20°C ~35°C DB	-20°C ~24°C DB
Indoor temperature	14°C ~25°C WB	15°C ~27°C DB	15°C ~25°C DB	—	15°C ~27°C DB
Indoor humidity	≤80%		—	—	—

When the indoor units are all VRF fresh air processor, the unit operating range is as follows:

—	Ambient temperature:
Cooling	16°C ~45°C
Heating	-7°C ~16°C

NOTE:

The unit may be damaged if operated beyond the operating range of the unit, which is not covered by the warranty.

2 PRODUCT PERFORMANCE PARAMETER

2.1 Performance Parameter of Outdoor Unit

Model			GMV-VQ224WM/C-X	GMV-VQ280WM/C-X	GMV-VQ335WM/C-X	GMV-VQ400WM/C-X
Capacity		HP	8	10	12	14
Cooling capacity	Rated	kW	22.4	28.0	33.5	40.0
	Max.	kW	22.4	28.0	33.5	40.0
Heating capacity	Rated	kW	22.4	28.0	33.5	40.0
	Max.	kW	25.0	31.5	37.5	45.0
Recommended combination	-	-	4×GMV-ND56PHS/ B-T	4×GMV-ND71PHS/ B-T	6×GMV-ND56PHS/ B-T	2×GMV-ND63PHS/ B-T +4×GMV-ND71PHS/ B-T
SEER	Ducted	-	7.00	6.76	6.61	6.97
	Cassette	-	7.25	6.49	6.73	6.25
SCOP	Ducted	-	4.32	4.58	4.74	4.44
	Cassette	-	4.30	4.44	4.37	4.44
Sound pressure level(Cooling)		dB(A)	60	61	63	63
Sound power level(Cooling)	Ducted	dB(A)	80	82	84	91
	Cassette	dB(A)	80	84	86	87
Air flow volume		m³/h	9750	10500	11100	13500
Outdoor static pressure		Pa	0-110	0-110	0-110	0-110
Power supply		-	380-415V 3N ~ 50Hz/60Hz	380-415V 3N ~ 50Hz/60Hz	380-415V 3N ~ 50Hz/60Hz	380-415V 3N ~ 50Hz/60Hz
Rated current		A	23.0	23.5	24.1	37.5
Max. fuse current		A	25	25	25	40
Moisture protection		-	IPX4	IPX4	IPX4	IPX4
Compressor quantity		set	1	1	1	1
Refrigeration oil No. of compressor		-	FV68H	FV68H	FV68H	FV68H
Refrigeration oil charge	Gross	L	4.6	4.6	4.6	6.1
	Compressor charge	L	1.1	1.1	1.1	1.1
	Others	L	3.5	3.5	3.5	5
Connection pipe	High pressure gas pipe	mm	Φ15.9	Φ19.05	Φ19.05	Φ22.2
	Low pressure gas pipe	mm	Φ19.05	Φ22.2	Φ25.4	Φ25.4
	Liquid pipe	mm	Φ9.52	Φ9.52	Φ12.7	Φ12.7
	Connection method	-	Brazing connection	Brazing connection	Brazing connection	Brazing connection
Outline dimensions (W × D × H)		mm	930×775×1690	930×775×1690	930×775×1690	1340×775×1690
Net weight		kg	243	243	256	325
Gross weight		kg	253	253	266	340

Model			GMV-VQ450WM/C-X	GMV-VQ504WM/C-X	GMV-VQ560WM/C-X	GMV-VQ615WM/C-X
Capacity		HP	16	18	20	22
Cooling capacity	Rated	kW	45.0	50.4	52.0	52.0
	Max.	kW	45.0	50.4	56.0	61.5
Heating capacity	Rated	kW	45.0	50.4	56.0	56.0
	Max.	kW	50.0	56.5	63.0	69.0
Recommended combination	-	-	2×GMV-ND71PHS/ B-T +4×GMV-ND80PHS/ B-T	8×GMV-ND63PHS/ B-T	4×GMV-ND63PHS/ B-T +4×GMV-ND71PHS/ B-T	4×GMV-ND63PHS/ B-T +4×GMV-ND71PHS/ B-T
SEER	Ducted	-	6.53	6.54	6.38	6.32
	Cassette	-	6.22	6.78	6.42	6.36
SCOP	Ducted	-	4.42	4.25	4.15	4.15
	Cassette	-	4.51	4.34	4.34	4.34
Sound pressure level(Cooling)		dB(A)	63	63	63	64
Sound power level(Cooling)	Ducted	dB(A)	91	88	88	88
	Cassette	dB(A)	94	87	89	89
Air flow volume		m³/h	15400	16000	16500	16500
Outdoor static pressure		Pa	0-110	0-110	0-110	0-110
Power supply		-	380-415V 3N ~ 50Hz/60Hz	380-415V 3N ~ 50Hz/60Hz	380-415V 3N ~ 50Hz/60Hz	380-415V 3N ~ 50Hz/60Hz
Rated current		A	39.3	47.0	48.0	49.0
Max. fuse current		A	40	50	50	50
Moisture protection		-	IPX4	IPX4	IPX4	IPX4
Compressor quantity		set	1	2	2	2
Refrigeration oil No. of compressor		-	FV68H	FV68H	FV68H	FV68H
Refrigeration oil charge	Gross	L	6.1	7.2	7.2	7.2
	Compressor charge	L	1.1	2.2	2.2	2.2
	Others	L	5	5	5	5
Connection pipe	High pressure gas pipe	mm	Φ22.2	Φ25.4	Φ25.4	Φ25.4
	Low pressure gas pipe	mm	Φ28.6	Φ28.6	Φ28.6	Φ28.6
	Liquid pipe	mm	Φ12.7	Φ15.9	Φ15.9	Φ15.9
	Connection method	-	Brazing connection	Brazing connection	Brazing connection	Brazing connection
Outline dimensions (W × D × H)		mm	1340×775×1690	1340×775×1690	1340×775×1690	1340×775×1690
Net weight		kg	325	385	385	385
Gross weight		kg	340	400	400	400

GMV6 HR DC Inverter VRF Units Technical Sales Guide

Model		GMV-VQ680WM/C-X	GMV-VQ730WM/C-X	GMV-VQ784WM/C-X	GMV-VQ840WM/C-X
Capacity	HP	24	26	28	30
Combination method	-	10+14	10+16	10+18	10+20
	-	GMV-VQ280WM/ C-X+ GMV-VQ400WM/C-X	GMV-VQ280WM/ C-X+ GMV-VQ450WM/C-X	GMV-VQ280WM/ C-X+ GMV-VQ504WM/C-X	GMV-VQ280WM/ C-X+ GMV-VQ560WM/C-X
Cooling capacity	kW	68.0	73.0	78.4	84.0
Heating capacity	kW	76.5	81.5	88.0	94.5
Outdoor static pressure	Pa	0-110	0-110	0-110	0-110
Power supply	-	380-415V 3N ~ 50Hz/60Hz	380-415V 3N ~ 50Hz/60Hz	380-415V 3N ~ 50Hz/60Hz	380-415V 3N ~ 50Hz/60Hz
Rated current	A	23.5+37.5	23.5+39.3	23.5+47	23.5+48
Max. fuse current	A	25+40	25+40	25+50	25+50
Moisture protection	-	IPX4	IPX4	IPX4	IPX4
Connection pipe	High pressure gas pipe	mm	Φ25.4	Φ28.6	Φ28.6
	Low pressure gas pipe	mm	Φ28.6	Φ31.8	Φ31.8
	Liquid pipe	mm	Φ15.9	Φ19.05	Φ19.05
	Connection method	-	Brazing connection	Brazing connection	Brazing connection
Outline dimensions (W × D × H)	mm	930×775×1690+ 1340×775×1690	930×775×1690+ 1340×775×1690	930×775×1690+ 1340×775×1690	930×775×1690+ 1340×775×1690
Net weight	kg	243+325	243+325	243+385	243+385

Model		GMV-VQ895WM/C-X	GMV-VQ950WM/C-X	GMV-VQ1015WM/ C-X	GMV-VQ1065WM/ C-X
Capacity	HP	32	34	36	38
Combination method	-	10+22	12+22	14+22	16+22
	-	GMV-VQ280WM/ C-X+ GMV-VQ615WM/C-X	GMV-VQ335WM/ C-X+ GMV-VQ615WM/C-X	GMV-VQ400WM/ C-X+ GMV-VQ615WM/C-X	GMV-VQ450WM/ C-X+ GMV-VQ615WM/C-X
Cooling capacity	kW	89.5	95.0	101.5	106.5
Heating capacity	kW	100.5	106.5	114.0	119.0
Outdoor static pressure	Pa	0-110	0-110	0-110	0-110
Power supply	-	380-415V 3N ~ 50Hz/60Hz	380-415V 3N ~ 50Hz/60Hz	380-415V 3N ~ 50Hz/60Hz	380-415V 3N ~ 50Hz/60Hz
Rated current	A	23.5+49	24.1+49	37.5+49	39.3+49
Max. fuse current	A	25+50	25+50	40+50	40+50
Moisture protection	-	IPX4	IPX4	IPX4	IPX4
Connection pipe	High pressure gas pipe	mm	Φ28.6	Φ28.6	Φ31.8
	Low pressure gas pipe	mm	Φ31.8	Φ31.8	Φ38.1
	Liquid pipe	mm	Φ19.05	Φ19.05	Φ19.05
	Connection method	-	Brazing connection	Brazing connection	Brazing connection
Outline dimensions (W × D × H)	mm	930×775×1690+ 1340×775×1690	930×775×1690+ 1340×775×1690	1340×775×1690+ 1340×775×1690	1340×775×1690+ 1340×775×1690
Net weight	kg	243+385	256+385	325+385	325+385

Model		GMV-VQ1119WM/C-X	GMV-VQ1175WM/C-X	GMV-VQ1230WM/C-X	GMV-VQ1290WM/C-X
Capacity	HP	40	42	44	46
	-	18+22	20+22	22+22	10+16+20
Combination method	-	GMV-VQ504WM/C-X+ GMV-VQ615WM/C-X	GMV-VQ560WM/C-X+ GMV-VQ615WM/C-X	GMV-VQ615WM/C-X+ GMV-VQ615WM/C-X	GMV-VQ280WM/C-X+ GMV-VQ450WM/C-X+ GMV-VQ560WM/C-X
Cooling capacity	kW	111.9	117.5	123.0	129.0
Heating capacity	kW	125.5	132.0	138.0	144.5
Outdoor static pressure	Pa	0-110	0-110	0-110	0-110
Power supply		380-415V 3N ~ 50Hz/60Hz	380-415V 3N ~ 50Hz/60Hz	380-415V 3N ~ 50Hz/60Hz	380-415V 3N ~ 50Hz/60Hz
Rated current	A	47+49	48+49	49+49	23.5+39.3+48
Max. fuse current	A	50+50	50+50	50+50	25+40+50
Moisture protection	-	IPX4	IPX4	IPX4	IPX4
Connection pipe	High pressure gas pipe	mm	Φ31.8	Φ31.8	Φ31.8
	Low pressure gas pipe	mm	Φ38.1	Φ38.1	Φ38.1
	Liquid pipe	mm	Φ19.05	Φ19.05	Φ19.05
	Connection method	-	Brazing connection	Brazing connection	Brazing connection
Outline dimensions (W × D × H)	mm	1340×775×1690+ 1340×775×1690	1340×775×1690+ 1340×775×1690	1340×775×1690+ 1340×775×1690	930×775×1690+ 1340×775×1690+ 1340×775×1690
Net weight	kg	385+385	385+385	385+385	243+325+385

Model		GMV-VQ1345WM/C-X	GMV-VQ1400WM/C-X	GMV-VQ1455WM/C-X	GMV-VQ1510WM/C-X
Capacity	HP	48	50	52	54
	-	10+16+22	12+16+22	10+20+22	10+22+22
Combination method	-	GMV-VQ280WM/C-X+ GMV-VQ450WM/C-X+ GMV-VQ615WM/C-X	GMV-VQ335WM/C-X+ GMV-VQ450WM/C-X+ GMV-VQ615WM/C-X	GMV-VQ280WM/C-X+ GMV-VQ560WM/C-X+ GMV-VQ615WM/C-X	GMV-VQ280WM/C-X+ GMV-VQ615WM/C-X+ GMV-VQ615WM/C-X
Cooling capacity	kW	134.5	140.0	145.5	151.0
Heating capacity	kW	150.5	156.5	163.5	169.5
Outdoor static pressure	Pa	0-110	0-110	0-110	0-110
Power supply		380-415V 3N ~ 50Hz/60Hz	380-415V 3N ~ 50Hz/60Hz	380-415V 3N ~ 50Hz/60Hz	380-415V 3N ~ 50Hz/60Hz
Rated current	A	23.5+39.3+49	24.1+39.3+49	23.5+48+49	23.5+49+49
Max. fuse current	A	25+40+50	25+40+50	25+50+50	25+50+50
Moisture protection	-	IPX4	IPX4	IPX4	IPX4
Connection pipe	High pressure gas pipe	mm	Φ31.8	Φ38.1	Φ38.1
	Low pressure gas pipe	mm	Φ38.1	Φ41.3	Φ41.3
	Liquid pipe	mm	Φ19.05	Φ19.05	Φ19.05
	Connection method	-	Brazing connection	Brazing connection	Brazing connection
Outline dimensions (W × D × H)	mm	930×775×1690+ 1340×775×1690+ 1340×775×1690	930×775×1690+ 1340×775×1690+ 1340×775×1690	930×775×1690+ 1340×775×1690+ 1340×775×1690	930×775×1690+ 1340×775×1690+ 1340×775×1690
Net weight	kg	243+325+385	256+325+385	243+385+385	243+385+385

GMV6 HR DC Inverter VRF Units Technical Sales Guide

Model		GMV-VQ1565WM/C-X	GMV-VQ1630WM/C-X	GMV-VQ1680WM/C-X	GMV-VQ1734WM/C-X	
Capacity	HP	56	58	60	62	
Combination method	-	12+22+22	14+22+22	16+22+22	18+22+22	
	-	GMV-VQ335WM/C-X+ GMV-VQ615WM/C-X+ GMV-VQ615WM/C-X	GMV-VQ400WM/C-X+ GMV-VQ615WM/C-X+ GMV-VQ615WM/C-X	GMV-VQ450WM/C-X+ GMV-VQ615WM/C-X+ GMV-VQ615WM/C-X	GMV-VQ504WM/C-X+ GMV-VQ615WM/C-X+ GMV-VQ615WM/C-X	
Cooling capacity	kW	156.5	163.0	168.0	173.4	
Heating capacity	kW	175.5	183.0	188.0	194.5	
Outdoor static pressure	Pa	0-110	0-110	0-110	0-110	
Power supply	-	380-415V 3N ~ 50Hz/60Hz	380-415V 3N ~ 50Hz/60Hz	380-415V 3N ~ 50Hz/60Hz	380-415V 3N ~ 50Hz/60Hz	
Rated current	A	24.1+49+49	37.5+49+49	39.3+49+49	47+49+49	
Max. fuse current	A	25+50+50	40+50+50	40+50+50	50+50+50	
Moisture protection	-	IPX4	IPX4	IPX4	IPX4	
Connection pipe	High pressure gas pipe	mm	Φ38.1	Φ38.1	Φ38.1	
	Low pressure gas pipe	mm	Φ41.3	Φ41.3	Φ41.3	
	Liquid pipe	mm	Φ19.05	Φ19.05	Φ19.05	
	Connection method	-	Brazing connection	Brazing connection	Brazing connection	Brazing connection
Outline dimensions (W × D × H)		mm	930×775×1690+ 1340×775×1690+ 1340×775×1690	1340×775×1690+ 1340×775×1690+ 1340×775×1690	1340×775×1690+ 1340×775×1690+ 1340×775×1690	1340×775×1690+ 1340×775×1690+ 1340×775×1690
Net weight	kg	256+385+385	325+385+385	325+385+385	385+385+385	

Model		GMV-VQ1790WM/C-X	GMV-VQ1845WM/C-X	GMV-VQ1905WM/C-X	GMV-VQ1959WM/C-X	
Capacity	HP	64	66	68	70	
Combination method	-	20+22+22	22+22+22	10+16+20+22	10+18+20+22	
	-	GMV-VQ560WM/C-X+ GMV-VQ615WM/C-X+ GMV-VQ615WM/C-X	GMV-VQ615WM/C-X+ GMV-VQ615WM/C-X+ GMV-VQ615WM/C-X	GMV-VQ280WM/C-X+ GMV-VQ450WM/C-X+ GMV-VQ560WM/C-X+ GMV-VQ615WM/C-X	GMV-VQ280WM/C-X+ GMV-VQ504WM/C-X+ GMV-VQ560WM/C-X+ GMV-VQ615WM/C-X	
Cooling capacity	kW	179.0	184.5	190.5	195.9	
Heating capacity	kW	201.0	207.0	213.5	220.0	
Outdoor static pressure	Pa	0-110	0-110	0-110	0-110	
Power supply	-	380-415V 3N ~ 50Hz/60Hz	380-415V 3N ~ 50Hz/60Hz	380-415V 3N ~ 50Hz/60Hz	380-415V 3N ~ 50Hz/60Hz	
Rated current	A	48+49+49	49+49+49	23.5+39.3+48+49	23.5+47+48+49	
Max. fuse current	A	50+50+50	50+50+50	25+40+50+50	25+50+50+50	
Moisture protection	-	IPX4	IPX4	IPX4	IPX4	
Connection pipe	High pressure gas pipe	mm	Φ38.1	Φ38.1	Φ41.3	
	Low pressure gas pipe	mm	Φ41.3	Φ41.3	Φ44.5	
	Liquid pipe	mm	Φ19.05	Φ19.05	Φ22.2	
	Connection method	-	Brazing connection	Brazing connection	Brazing connection	Brazing connection
Outline dimensions (W × D × H)		mm	1340×775×1690+ 1340×775×1690+ 1340×775×1690	1340×775×1690+ 1340×775×1690+ 1340×775×1690	930×775×1690+ 1340×775×1690+ 1340×775×1690+ 1340×775×1690	930×775×1690+ 1340×775×1690+ 1340×775×1690+ 1340×775×1690
Net weight	kg	385+385+385	385+385+385	243+325+385+385	243+385+385+385	

Model		GMV-VQ2015WM/C-X	GMV-VQ2070WM/C-X	GMV-VQ2125WM/C-X	GMV-VQ2180WM/C-X
Capacity	HP	72	74	76	78
Combination method	-	10+20+20+22	10+20+22+22	10+22+22+22	12+22+22+22
	-	GMV-VQ280WM/C-X+ GMV-VQ560WM/C-X+ GMV-VQ560WM/C-X+ GMV-VQ615WM/C-X	GMV-VQ280WM/C-X+ GMV-VQ560WM/C-X+ GMV-VQ615WM/C-X+ GMV-VQ615WM/C-X	GMV-VQ280WM/C-X+ GMV-VQ615WM/C-X+ GMV-VQ615WM/C-X+ GMV-VQ615WM/C-X	GMV-VQ335WM/C-X+ GMV-VQ615WM/C-X+ GMV-VQ615WM/C-X+ GMV-VQ615WM/C-X
Cooling capacity	kW	201.5	207.0	212.5	218.0
Heating capacity	kW	226.5	232.5	238.5	244.5
Outdoor static pressure	Pa	0-110	0-110	0-110	0-110
Power supply	-	380-415V 3N ~ 50Hz/60Hz	380-415V 3N ~ 50Hz/60Hz	380-415V 3N ~ 50Hz/60Hz	380-415V 3N ~ 50Hz/60Hz
Rated current	A	23.5+48+48+49	23.5+48+49+49	23.5+49+49+49	24.1+49+49+49
Max. fuse current	A	25+50+50+50	25+50+50+50	25+50+50+50	25+50+50+50
Moisture protection	-	IPX4	IPX4	IPX4	IPX4
Connection pipe	High pressure gas pipe	mm	Φ41.3	Φ41.3	Φ41.3
	Low pressure gas pipe	mm	Φ44.5	Φ44.5	Φ44.5
	Liquid pipe	mm	Φ22.2	Φ22.2	Φ22.2
	Connection method	-	Brazing connection	Brazing connection	Brazing connection
Outline dimensions (W × D × H)	mm	930×775×1690+ 1340×775×1690+ 1340×775×1690+ 1340×775×1690	930×775×1690+ 1340×775×1690+ 1340×775×1690+ 1340×775×1690	930×775×1690+ 1340×775×1690+ 1340×775×1690+ 1340×775×1690	930×775×1690+ 1340×775×1690+ 1340×775×1690+ 1340×775×1690
Net weight	kg	243+385+385+385	243+385+385+385	243+385+385+385	256+385+385+385

Model		GMV-VQ2245WM/C-X	GMV-VQ2295WM/C-X	GMV-VQ2349WM/C-X	GMV-VQ2405WM/C-X	GMV-VQ2460WM/C-X
Capacity	HP	80	82	84	86	88
Combination method	-	14+22+22+22	16+22+22+22	18+22+22+22	20+22+22+22	22+22+22+22
	-	GMV-VQ400WM/C-X+ GMV-VQ615WM/C-X+ GMV-VQ615WM/C-X+ GMV-VQ615WM/C-X	GMV-VQ450WM/C-X+ GMV-VQ615WM/C-X+ GMV-VQ615WM/C-X+ GMV-VQ615WM/C-X	GMV-VQ504WM/C-X+ GMV-VQ615WM/C-X+ GMV-VQ615WM/C-X+ GMV-VQ615WM/C-X	GMV-VQ560WM/C-X+ GMV-VQ615WM/C-X+ GMV-VQ615WM/C-X+ GMV-VQ615WM/C-X	GMV-VQ615WM/C-X+ GMV-VQ615WM/C-X+ GMV-VQ615WM/C-X+ GMV-VQ615WM/C-X
Cooling capacity	kW	224.5	229.5	234.9	240.5	246.0
Heating capacity	kW	252.0	257.0	263.5	270.0	276.0
Outdoor static pressure	Pa	0-110	0-110	0-110	0-110	0-110
Power supply	-	380-415V 3N ~ 50Hz/60Hz	380-415V 3N ~ 50Hz/60Hz	380-415V 3N ~ 50Hz/60Hz	380-415V 3N ~ 50Hz/60Hz	380-415V 3N ~ 50Hz/60Hz
Rated current	A	37.5+49+49+49	39.3+49+49+49	47+49+49+49	48+49+49+49	49+49+49+49
Max. fuse current	A	40+50+50+50	40+50+50+50	50+50+50+50	50+50+50+50	50+50+50+50
Moisture protection	-	IPX4	IPX4	IPX4	IPX4	IPX4
Connection pipe	High pressure gas pipe	mm	Φ41.3	Φ41.3	Φ41.3	Φ41.3
	Low pressure gas pipe	mm	Φ44.5	Φ44.5	Φ44.5	Φ44.5
	Liquid pipe	mm	Φ22.2	Φ22.2	Φ22.2	Φ22.2
	Connection method	-	Brazing connection	Brazing connection	Brazing connection	Brazing connection

Model		GMV-VQ2245WM/C-X	GMV-VQ2295WM/C-X	GMV-VQ2349WM/C-X	GMV-VQ2405WM/C-X	GMV-VQ2460WM/C-X
Capacity	HP	80	82	84	86	88
Combination method	-	14+22+22+22	16+22+22+22	18+22+22+22	20+22+22+22	22+22+22+22
	-	GMV-VQ400WM/C-X+	GMV-VQ450WM/C-X+	GMV-VQ504WM/C-X+	GMV-VQ560WM/C-X+	GMV-VQ615WM/C-X+
		GMV-VQ615WM/C-X+	GMV-VQ615WM/C-X+	GMV-VQ615WM/C-X+	GMV-VQ615WM/C-X+	GMV-VQ615WM/C-X+
		GMV-VQ615WM/C-X+	GMV-VQ615WM/C-X+	GMV-VQ615WM/C-X+	GMV-VQ615WM/C-X+	GMV-VQ615WM/C-X+
Outline dimensions (W × D × H)	mm	1340×775×1690+	1340×775×1690+	1340×775×1690+	1340×775×1690+	1340×775×1690+
		1340×775×1690+	1340×775×1690+	1340×775×1690+	1340×775×1690+	1340×775×1690+
		1340×775×1690+	1340×775×1690+	1340×775×1690+	1340×775×1690+	1340×775×1690+
		1340×775×1690	1340×775×1690	1340×775×1690	1340×775×1690	1340×775×1690
Net weight	kg	325+385+385+385	325+385+385+385	385+385+385+385	385+385+385+385	385+385+385+385

NOTES:

- Rated cooling capacity test conditions: indoor 27°C DB/19°C WB, outdoor 35°C DB; Max cooling capacity test conditions: indoor 27°C DB/19°C WB, outdoor 35°C DB;
- Rated heating capacity test conditions: indoor 20°C DB, outdoor 7°C DB/6°C WB; Max heating capacity test conditions: indoor 20°C DB, outdoor 7°C DB/6°C WB;
- The total capacity of connected indoor units must be in the range of 50%~135% of the outdoor unit capacity. The relevant parameters can be corrected by referring to the unit capacity correction table.
- The above parameters are tested based on the standard connection pipe length. In the actual project, the parameters should be corrected referring to the capacity correction for the long connection pipe of units.
- Specifications may be changed due to product improvement. Please refer to nameplates of the units.
- Sound Pressure Level: Anechoic chamber conversion value, measured in a semi-anechoic room. During actual operation, the value may be higher due to ambient noise and echoes of the installation conditions.

2.2 Performance Parameter of Mode Exchange Box

Model			NCHS1D	NCHS2D	NCHS4D	NCHS8D	
Numbers of branches		unit	1	2	4	8	
Maximum numbers of connectable IDUs	Per branch	unit	8	8	8	8	
	Total	unit	8	16	32	64	
Maximum capacity of connectable IDUs	Per branch	kW	16	16	16	16	
	Total	kW	16	28	45	85	
Power supply			220-240V ~ 50/60Hz				
Piping connections	ODU	Liquid	mm	Φ9.52	Φ9.52	Φ12.7	Φ15.9
		High pressure gas	mm	Φ19.05	Φ19.05	Φ22.2	Φ22.2
		Low pressure gas	mm	Φ22.2	Φ22.2	Φ28.6	Φ28.6
	IDU	Liquid	mm	Φ6.35/9.52	Φ6.35/9.52	Φ6.35/9.52	Φ6.35/9.52
		Gas	mm	Φ12.7/15.9	Φ12.7/15.9	Φ12.7/15.9	Φ12.7/15.9
	Outline dimension(W×D×H)		mm	340×388×250	340×388×250	460×388×250	784×388×250

2.3 Performance Parameter of Hydro Box

Model		NRQR16L/A-T	NRQR30L/A-T
Hot water heating capacity	kW	4.5(3.6~16)	4.5(3.6~30)
Max setting temperature of domestic hot water	°C	55(35~55)	55(35~55)
Floor heating capacity	kW	16	30
Max setting temperature of floor heating	°C	45(25~45)	45(25~45)
Power supply	-	220-240V~ 50Hz 208-230V~ 60Hz	220-240V~ 50Hz 208-230V~ 60Hz
Heat exchanger	Type	-	Plate heat exchanger
	Quantity	-	1
	Rated water flow	L/min	46
	Pressure drop	kPa	27.5
Water system connection	Diameter of inlet/outlet water pipe	mm	Φ25
	Thread specification	-	G1
Refrigerant system connection	Gas pipe	mm	Φ15.9
	Liquid pipe	mm	Φ9.52
Outline dimension(W×D×H)		mm	515×330×606
Net weight		kg	36

NOTES:

- The parameters may change due to product improvement; please refer to the parameters on the nameplate.
- As for the selection of water pump of hydro box, the flow of water pump should not be lower than 90% of rated flow in the above table to avoid affecting performance and reliability.

2.4 Performance Parameter of Water Tank

Model		SXTVD300LCJ2/A-K
Capacity	L	300
Electric heating power consumption	kW	3
Max. allowable pressure	MPa	0.7
Liner	Material	-
	Thickness	mm
Insulation	Material	-
	Thickness	mm
Outer layer	Material	-
	Thickness	mm
Circular water pipe	Diameter	mm
	Screw thread spec	-
Cold water inter pipe	Diameter	mm
	Screw thread spec	-
Hot water inter pipe	Diameter	mm
	Screw thread spec	-
Dimension of outline	Outer diameter × Height	mm
Net weight		kg

3 ELECTRICAL SPECIFICATIONS

3.1 Electrical Parameter of Outdoor Unit

Model	Combination method	Power supply	Capacity of circuit breaker of each combination module (A)	Minimum cross-sectional area of grounding wire (mm ²)	Recommended wire (cross-sectional area) (mm ² ×quantity)
GMV-VQ224WM/C-X	-	380-415V 3N~50/60Hz	25	2.5	2.5×5
GMV-VQ280WM/C-X	-	380-415V 3N~50/60Hz	25	2.5	2.5×5
GMV-VQ335WM/C-X	-	380-415V 3N~50/60Hz	25	4.0	4.0×5
GMV-VQ400WM/C-X	-	380-415V 3N~50/60Hz	40	6.0	6.0×5
GMV-VQ450WM/C-X	-	380-415V 3N~50/60Hz	40	6.0	6.0×5
GMV-VQ504WM/C-X	-	380-415V 3N~50/60Hz	50	10.0	10.0×5
GMV-VQ560WM/C-X	-	380-415V 3N~50/60Hz	50	10.0	10.0×5
GMV-VQ615WM/C-X	-	380-415V 3N~50/60Hz	50	10.0	10.0×5
GMV-VQ680WM/C-X	280+400	380-415V 3N~50/60Hz	25+40	2.5+6.0	2.5×5+6.0×5
GMV-VQ730WM/C-X	280+450	380-415V 3N~50/60Hz	25+40	2.5+6.0	2.5×5+6.0×5
GMV-VQ784WM/C-X	280+504	380-415V 3N~50/60Hz	25+50	2.5+10.0	2.5×5+10.0×5
GMV-VQ840WM/C-X	280+560	380-415V 3N~50/60Hz	25+50	2.5+10.0	2.5×5+10.0×5
GMV-VQ895WM/C-X	280+615	380-415V 3N~50/60Hz	25+50	2.5+10.0	2.5×5+10.0×5
GMV-VQ950WM/C-X	335+615	380-415V 3N~50/60Hz	25+50	4.0+10.0	4.0×5+10.0×5
GMV-VQ1015WM/C-X	400+615	380-415V 3N~50/60Hz	40+50	6.0+10.0	6.0×5+10.0×5
GMV-VQ1065WM/C-X	450+615	380-415V 3N~50/60Hz	40+50	6.0+10.0	6.0×5+10.0×5
GMV-VQ1119WM/C-X	504+615	380-415V 3N~50/60Hz	50+50	10.0+10.0	10.0×5+10.0×5
GMV-VQ1175WM/C-X	560+615	380-415V 3N~50/60Hz	50+50	10.0+10.0	10.0×5+10.0×5
GMV-VQ1230WM/C-X	615+615	380-415V 3N~50/60Hz	50+50	10.0+10.0	10.0×5+10.0×5
GMV-VQ1290WM/C-X	280+450+560	380-415V 3N~50/60Hz	25+40+50	2.5+6.0+10.0	2.5×5+6.0×5+10.0×5
GMV-VQ1345WM/C-X	280+450+615	380-415V 3N~50/60Hz	25+40+50	2.5+6.0+10.0	2.5×5+6.0×5+10.0×5
GMV-VQ1400WM/C-X	335+450+615	380-415V 3N~50/60Hz	25+40+50	4.0+6.0+10.0	4.0×5+6.0×5+10.0×5
GMV-VQ1455WM/C-X	280+560+615	380-415V 3N~50/60Hz	25+50+50	2.5+10.0+10.0	2.5×5+10.0×5+10.0×5
GMV-VQ1510WM/C-X	280+615+615	380-415V 3N~50/60Hz	25+50+50	2.5+10.0+10.0	2.5×5+10.0×5+10.0×5
GMV-VQ1565WM/C-X	335+615+615	380-415V 3N~50/60Hz	25+50+50	4.0+10.0+10.0	4.0×5+10.0×5+10.0×5
GMV-VQ1630WM/C-X	400+615+615	380-415V 3N~50/60Hz	40+50+50	6.0+10.0+10.0	6.0×5+10.0×5+10.0×5
GMV-VQ1680WM/C-X	450+615+615	380-415V 3N~50/60Hz	40+50+50	6.0+10.0+10.0	6.0×5+10.0×5+10.0×5
GMV-VQ1734WM/C-X	504+615+615	380-415V 3N~50/60Hz	50+50+50	10.0+10.0+10.0	10.0×5+10.0×5+10.0×5
GMV-VQ1790WM/C-X	560+615+615	380-415V 3N~50/60Hz	50+50+50	10.0+10.0+10.0	10.0×5+10.0×5+10.0×5

Model	Combination method	Power supply	Capacity of circuit breaker of each combination module (A)	Minimum cross-sectional area of grounding wire (mm ²)	Recommended wire (cross-sectional area) (mm ² ×quantity)
GMV-VQ1845WM/C-X	615+615+615	380-415V 3N~50/60Hz	50+50+50	10.0+10.0+10.0	10.0×5+10.0×5+10.0×5
GMV-VQ1905WM/C-X	280+450+560+615	380-415V 3N~50/60Hz	25+40+50+50	2.5+6.0+10.0+10.0	2.5×5+6.0×5+10.0×5+10.0×5
GMV-VQ1959WM/C-X	280+504+560+615	380-415V 3N~50/60Hz	25+50+50+50	2.5+10.0+10.0+10.0	2.5×5+10.0×5+10.0×5+10.0×5
GMV-VQ2015WM/C-X	280+560+560+615	380-415V 3N~50/60Hz	25+50+50+50	2.5+10.0+10.0+10.0	2.5×5+10.0×5+10.0×5+10.0×5
GMV-VQ2070WM/C-X	280+560+615+615	380-415V 3N~50/60Hz	25+50+50+50	2.5+10.0+10.0+10.0	2.5×5+10.0×5+10.0×5+10.0×5
GMV-VQ2125WM/C-X	280+615+615+615	380-415V 3N~50/60Hz	25+50+50+50	2.5+10.0+10.0+10.0	2.5×5+10.0×5+10.0×5+10.0×5
GMV-VQ2180WM/C-X	335+615+615+615	380-415V 3N~50/60Hz	25+50+50+50	4.0+10.0+10.0+10.0	4.0×5+10.0×5+10.0×5+10.0×5
GMV-VQ2245WM/C-X	400+615+615+615	380-415V 3N~50/60Hz	40+50+50+50	6.0+10.0+10.0+10.0	6.0×5+10.0×5+10.0×5+10.0×5
GMV-VQ2295WM/C-X	450+615+615+615	380-415V 3N~50/60Hz	40+50+50+50	6.0+10.0+10.0+10.0	6.0×5+10.0×5+10.0×5+10.0×5
GMV-VQ2349WM/C-X	504+615+615+615	380-415V 3N~50/60Hz	50+50+50+50	10.0+10.0+10.0+10.0	10.0×5+10.0×5+10.0×5+10.0×5
GMV-VQ2405WM/C-X	560+615+615+615	380-415V 3N~50/60Hz	50+50+50+50	10.0+10.0+10.0+10.0	10.0×5+10.0×5+10.0×5+10.0×5
GMV-VQ2460WM/C-X	615+615+615+615	380-415V 3N~50/60Hz	50+50+50+50	10.0+10.0+10.0+10.0	10.0×5+10.0×5+10.0×5+10.0×5

NOTES:

- Selection of circuit breaker and power cord is based upon unit's maximum power (maximum current).
- Specification of power cord is based on the working condition where ambient temperature is 40°C and multi-core copper cable with working temperature of 90°C is lying on the surface of slot. If working condition changes, please adjust the specification according to national standard.
- Copper-core cable which complies with local regulations must be applied.
- The engineering wiring should meet IEC 60364-5-52 regulations. Ensure that the circuit voltage drop meets the requirements and the voltage of the equipment is not lower than the lowest declared limit of the equipment.
- Specification of circuit breaker is based on the working condition where ambient temperature of circuit breaker is 40°C. If working condition changes, please adjust according to the circuit breaker specification.

3.2 Electrical Parameter of Mode Exchange Box

Model	Power supply	Capacity of air switch (A)	Min sectional area for earthing wire (mm ²)	Min sectional area for power cord(mm ²)
NCHS1D	220-240V~ 50/60Hz	6	1.0	1.0
NCHS2D	220-240V~ 50/60Hz	6	1.0	1.0
NCHS4D	220-240V~ 50/60Hz	6	1.0	1.0
NCHS8D	220-240V~ 50/60Hz	6	1.0	1.0

NOTES:

- Above circuit breaker and power cord specification are selected according to the max power (max current).
- Specification of power cord is based on the working condition where ambient temperature is 40°C

and multi-core copper cable (working temperature is 90°C, e.g. power cable with YJV cross-linked copper, insulated PE and PVC sheath) is lying on the surface of slot. If working condition changes, please adjust the specification according to national standard.

c. Specification of circuit breaker is based on the working condition where ambient temperature of circuit breaker is 40°C. If working condition changes, please adjust the specification according to national standard.

d. When installing the cut-off device next to the unit, the min space between every two levels of cut-off device should be 3mm (for indoor unit and outdoor unit).

3.3 Electrical Parameter of Hydro Box

- (1) The hydro box belongs to Category I Electric Appliance. Therefore, be sure to take reliable earthed measures. The earthed wire shall be connected to the special earthed device on the construction. The installation must be done by qualified technicians.
- (2) The fixed circuit must be provided with leakage protection switch and air switch that have enough capacity.
- (3) The power supply must comply with the ratings on nameplate, while the special circuit for air conditioner must be used.
- (4) The diameter of power cables shall be big enough. Please select the power cables in reference to the specifications below.
- (5) Carry out installation according to national wiring rules.
- (6) Do not pull the power cables with force.

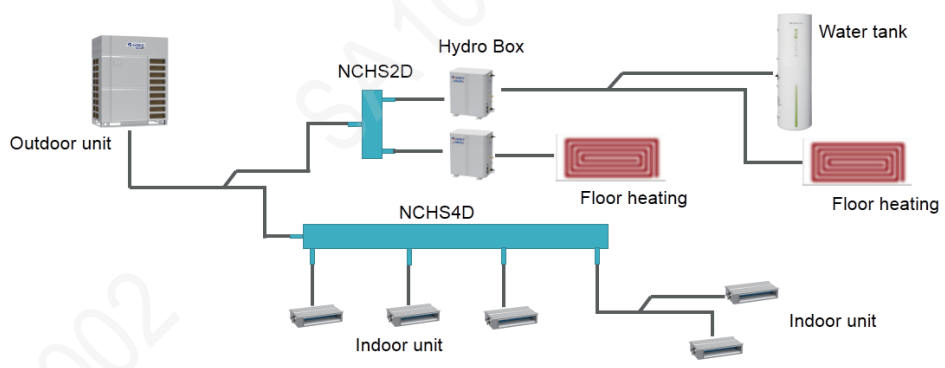
Model	Power supply	Min. sectional area of power cable			
		Live wire(mm ²)	Neutral wire(mm ²)	Earthed wire(mm ²)	Air switch capacity(A)
NRQR16L/A-T	220-240V~ 50Hz 208-230V~ 60Hz	1.5	1.5	1.5	6
NRQR30L/A-T	220-240V~ 50Hz 208-230V~ 60Hz	1.5	1.5	1.5	6

NOTES:

- a. The power cable must be copper-core cable, and its working temperature shall not be higher than the specified value.
- b. If the power cable is longer than 15m, please increase its sectional area appropriately, thus to avoid overloading.
- c. The power cable specification refers to the specification of BV single-cord cable (2~4 cords) laid when inserting the plastic pipe and selected the working environment temperature is 40°C. The air switch is used for a temperature of 40°C and it shall be "D" type.
- d. All electrical installation must be performed by qualified technicians in accordance with local laws, regulations and the corresponding instruction manual.
- e. In case of any change to the site installation conditions, please appropriately reduce the capacity according to the power cables and air switch specifications provided by the manufacturer.

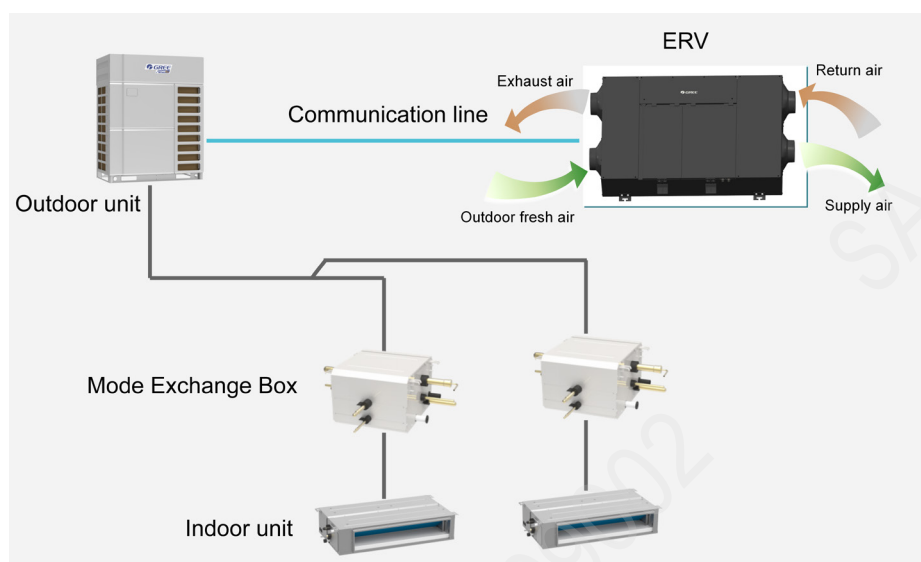
4 PRODUCT MODEL SELECTION AND COLLOCATION

4.1 Connection Diagram

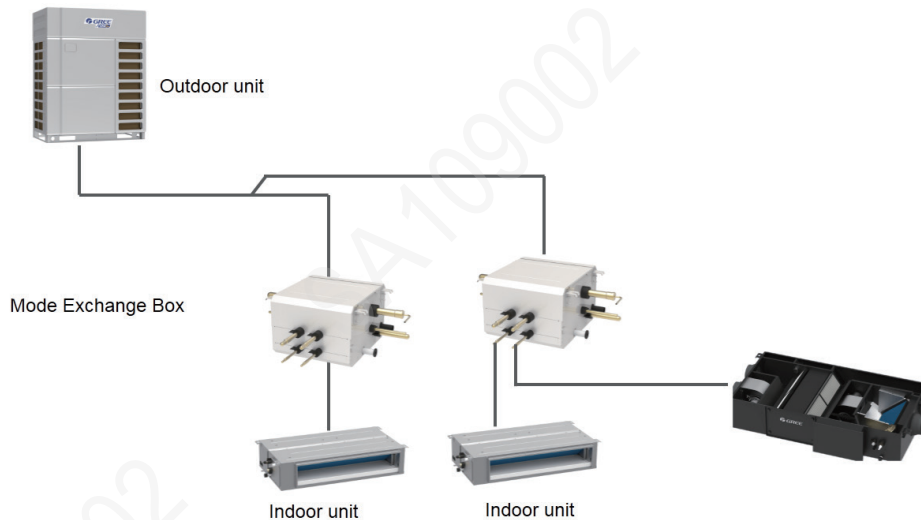


NOTES:

- a. One branch of mode exchange box can only connect one hydro box.
- b. Hydro box and IDU cannot be connected in the same branch.
- c. There must be IDU connected in the system; Hydro box is optional.
- d. If the ERV needs to be connected, the ERV is directly connected to the outdoor unit



- e. If the ERV+DX Coil needs to be connected, the ERV+DX Coil is connected to the mode exchange box



4.2 Selection Step

- ◆ If the customer's demand is: air conditioning
 - (1) IDU selection ——Select the IDU according to the actual air conditioning load
 - (2) ODU Selection ——Select the ODU according to the IDUs
 - (3) Mode Exchange Box Selection ——Select 1 to 1/2/4/8 according actual requirements.
- ◆ If the customer's demand is: air conditioning + DHW(Domestic Hot Water)
 - (1) IDU selection ——Select the IDU according to the actual air conditioning load
 - (2) ODU Selection ——Select the ODU according to the IDUs
 - (3) Hydro box, Water Tank Selection
 - Input DWH volume ——Input directly the total DWH demand (L)
 - Hydro Box Model and Quantity——Manually select the model and quantity of hydro box according to DWH volume
 - Water Tank Selection ——Select one water tank for each hydro box; one hydro box can connect only one water tank
 - (4) Mode Exchange Box Selection ——Select 1 to 1/2/4/8 according actual requirements.
- ◆ If the customer's demand is: air conditioning + DWH + floor heating
 - (1) IDU selection ——select the IDU according to the actual air conditioning load
 - (2) ODU Selection ——Select the ODU according to the IDUs
 - (3) Hydro box, Water Tank Selection
 - Input DWH volume ——Input directly the total DWH demand (L)
 - Hydro Box Model and Quantity——Manually select the model and quantity of hydro box according to DWH volume
 - Water Tank Selection ——Select one water tank for each hydro box; one hydro box can connect only one water tank
 - (4) Mode Exchange Box Selection ——Select 1 to 1/2/4/8 according actual requirements.

4.3 Hydro Box Selection

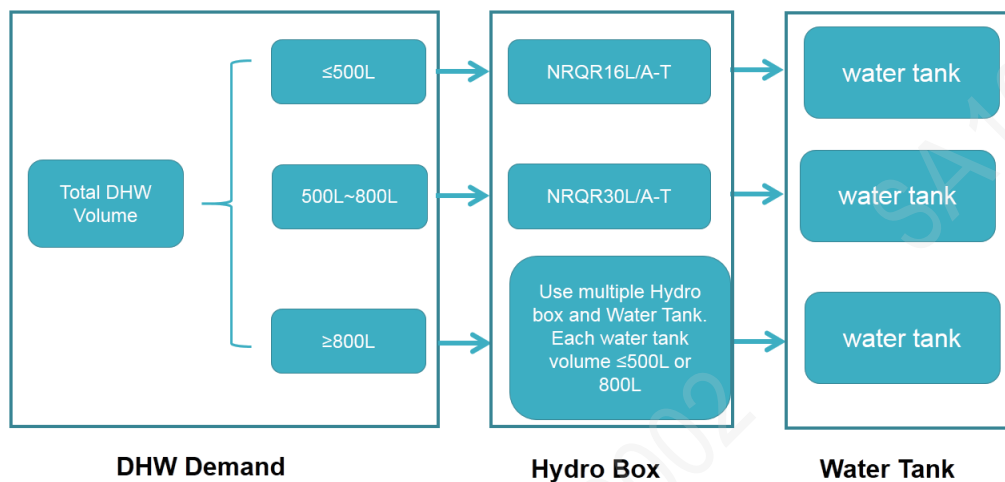
4.3.1 Configuration Relationship between Hydro Box and Outdoor Unit

Outdoor unit model	The requirement of maximum number and capacity of hydro box	Limit of indoor unit ratio to outdoor unit rated capacity
GMV-VQ224WM/C-X	≤2 sets, and the total capacity of hydro box ≤32kW	50%~135%
GMV-VQ280WM/C-X	≤2 sets, and the total capacity of hydro box ≤32kW	
GMV-VQ335WM/C-X	≤2 sets, and the total capacity of hydro box ≤33.5kW	
GMV-VQ400WM/C-X	≤2 sets, and the total capacity of hydro box ≤40kW	
GMV-VQ450WM/C-X	≤2 sets, and the total capacity of hydro box ≤46kW	
GMV-VQ504WM/C-X	≤2 sets, and the total capacity of hydro box ≤50.4kW	
GMV-VQ560WM/C-X	≤2 sets, and the total capacity of hydro box ≤56kW	
GMV-VQ615WM/C-X	≤2 sets, and the total capacity of hydro box ≤61.5kW	
2 modular outdoor units	≤ 4 sets, and the total capacity of hydro box ≤ 100% of the sum of the rated capacity of the outdoor units	
3 or 4 modular outdoor units	≤ 6 sets, and the total capacity of hydro box ≤ 100% of the sum of the rated capacity of the outdoor units	

4.3.2 Hydro Box Load Determination

4.3.2.1 Only domestic hot water load demand

- 1) Determine the total capacity of domestic hot water tank according to user needs
- 2) According to the capacity of the water tank, determine the type and number of the hydro box according to the relationship below



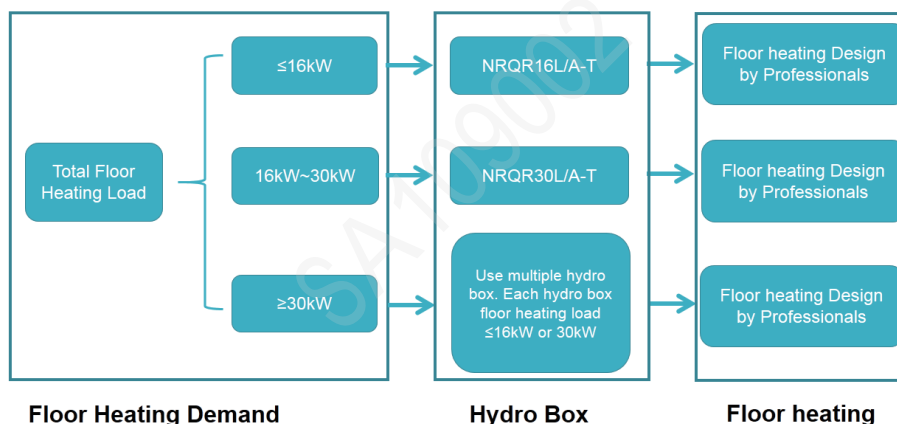
NOTES:

- a. Water tank from Gree or local market is acceptable, only required inner coil water tank.
 - b. One hydro box can connect only one water tank
- For example:

The total capacity of a domestic hot water tank that a user needs to use is 1500L. According to the above diagram, at least two hot water generators must be selected: one hydro box is connected to an 800L water tank, and the other is connected to a 700L water tank.

4.3.2.2 Only floor heating load demand

- 1) Determine the total floor heating demand according to the room heating demand
- 2) According to the total floor heating demand, determine the type and number of hydro box according to the figure



For example:

If the total floor heating load of a user's room is 45kW, at least two hydro boxes must be selected according to the above relationship: one hydro box is connected to the 30kW floor heating load, and the other is connected to the 15kW floor heating load.

4.3.2.3 Demand for hot water and floor heating

- 1) Respectively confirm the total domestic hot water tank capacity and total floor heating demand
- 2) Select the total domestic hot water tank capacity and total floor heating load according to the above
- 3) Compare the total capacity of hydro box and take the largest one to confirm the model and number of generators

For example:

The total capacity of domestic hot water that a user needs to use is 1800L, and the floor heating demand is 45kW

- 1) According to the domestic hot water demand, at least 3 hydro boxes are required

Model	Quantity	Water tank volume
NRQR30L/A-T	1	800L
NRQR30L/A-T	1	800L
NRQR16L/A-T	1	200L

The total capacity of hydro box = 30+30+16=76kW

- 2) According to floor heating demand, at least 2 hydro boxes are required

Model	Quantity	Floor heating demand
NRQR30L/A-T	1	30kW
NRQR16L/A-T	1	15kW

The total capacity of hydro box = 30+16=46kW

The final hydro box is as follows:

Model	Quantity	Water tank volume	Floor heating demand
NRQR30L/A-T	1	800L	30kW
NRQR30L/A-T	1	800L	-
NRQR16L/A-T	1	200L	15kW

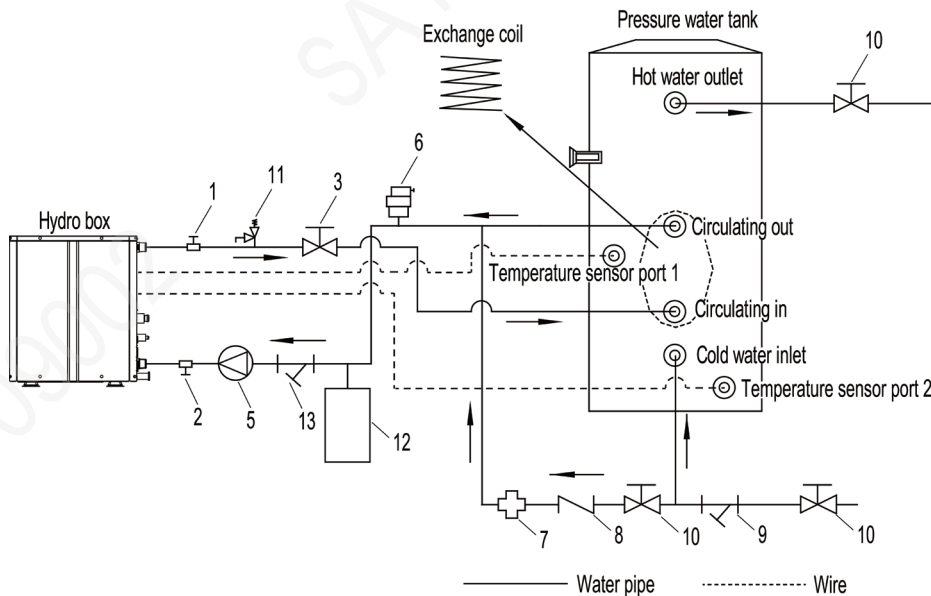
NOTES:

- a. One hydro box can connect only one water tank;
- b. The maximum water tank volume for 16/30kW hydro box is 500/800L respectively;
- c. If the DHW demand is over 800L, it is required to split to multiple hydro box and water tank. Each water tank volume ≤500L or 800L;
- d. Each ODU system can connect maximum 2~6 hydro boxes;
- e. One branch of mode exchange box can only connect one hydro box;
- f. Hydro box and IDU cannot be connected in the same branch;
- g. If there is both DHW and floor heating in one system, and the required hydro box quantity and

capacity is different; The quantity and capacity of hydro box shall be subject to the bigger one.
 h. The selection and design of floor heating shall be conducted by professional designers. For multi-story building, it is suggested to install different hydro box for each floor.

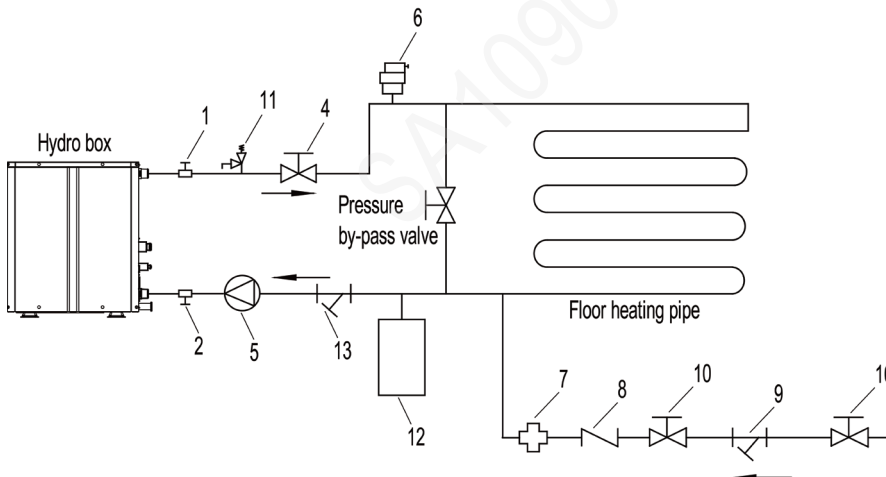
4.3.3 Connection of Hot Water System Pipes and Its Accessories

(1) Installation diagram of hydro box connected with water tank:

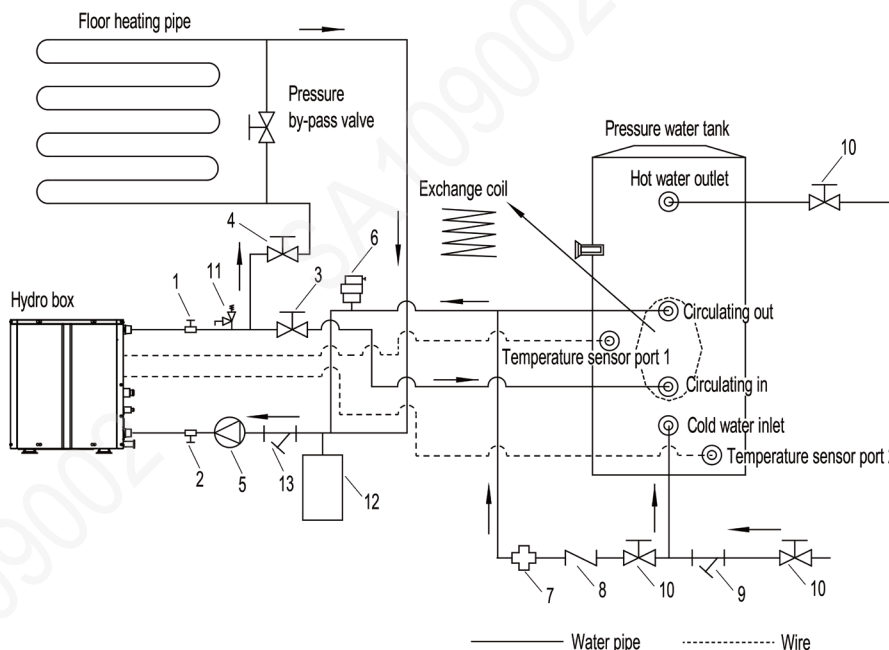


NOTES:







- a. Hydro box is only equipped with lower temperature sensor and water tank is equipped with upper temperature sensor.
 - b. Water temperature sensor is introduced to the hydro box from water tank temperature sensor port 1 to connect with the upper water temperature sensor.
 - c. Lower water temperature sensor connects with the lower water temperature sensor position of water tank from hydro box.
 - d. Upper water temperature sensor adopts air connection to connect with temperature sensor port 1 of water tank.
 - e. If adopts the water tank with single temperature sensor, you only need to connect the upper temperature sensor of water tank with the temperature sensor port of water tank.
- (2) Installation diagram of hydro box connected with floor heating:



(3) Installation diagram of connecting hydro box with water tank and floor heating simultaneously:



No.	Part's name	Photo	Installation instruction	Purpose	Remark
1	Manual discharge valve A		It should be installed at the high position where is close to the hydro box. The discharge outlet should be upright and face upwards.	Discharge air when commissioning the water system.	Standard part
2	Manual discharge valve B		It should be installed at the low position where is close to the hydro box. The discharge outlet should be upright and face downwards.	Discharge the water inside the pipeline during power off period or when maintaining the water system.	Standard part
3	C valve		It should be installed at the water outlet at the flow direction of floor heating hot pipe. Please connect wires according to wiring diagram.	Let the hot water flow into the coil pipe of water tank.	Optional part
4	D valve		It should be installed at the water outlet at the flow direction of floor heating hot pipe. Please connect wires according to wiring diagram.	Make the hot water flow to the floor heating hot pipe.	Optional part
5	Water pump (AC pump)		Select the suitable water pump according to the pressure drop of the water way and the water flow rate in the owner's manual.	Make sure there's enough water flow volume inside the floor heating hot pipe.	Optional part
6	Automatic discharge valve		The highest position of the closed-type water system	Discharge the air inside the system automatically for ensuring excellent heat exchange.	Standard part
7	Pressure-relief valve		It should be installed at the water replenishing outlet of closed-type water system. The water replenishing should be on the backwater way, as shown in the fig.	Make sure the water pressure inside the system is no more than 3bar. Otherwise, the safety valve inside the hydro box will open and it will cause water leakage.	Standard part

No.	Part's name	Photo	Installation instruction	Purpose	Remark
8	Check valve		It should be installed at the water replenishing outlet of the closed-type water system (close to the pressure-relief valve)	Prevent the water inside the closed-type water system flow backwards.	Optional part
9	Strainer		It should be installed at the water replenishing outlet of tap water	For filtrating the impurities in the replenishing water.	
10	Cut-off valve		The cut-off valve connected with the tap water should be kept open; Close the cut-off valve at the water replenishing outlet of closed-type water system after debugging.	It's used for maintenance.	
11	Safety valve		Install at water outlet side of the hydro box.	For pressure relief of the circulating water system.	Standard part
12	Expansion tank		Install at water inlet side of the hydro box.	To prevent pipe cracks caused by water thermal expansion.	Optional part
13	Circulating water strainer		Install at inlet side of the water pump.	For filtrating the impurities in the circulating water	Standard part

5 PRODUCT CAPACITY CORRECTION

5.1 Capacity Correction Method for IDU and ODU

Actual capacity of each IDU=Actual capacity of ODU×IDU capacity/Max. IDU capacity operating at the same time

Actual capacity of ODU=Corrected capacity based on the correction of IDU and ODU and the indoor and outside temperature condition×the correction coefficient based on the pipe distance and the level difference of IDU and ODU×correction factor of heating and defrosting

NOTES:

- a. Corrected capacity based on the configuration rate of IDU and ODU and the indoor and outside temperature condition——inquire according to the capacity rectification table.
- b. Corrected factor of heating and defrosting——correct the factor if the model selection is based on heating load.

SA109002

5.2 Capacity Correction According to Ambient Temperature and Connection Ratio

➤ Correction of cooling capacity:
GMV-VQ224WM/C-X

		TC—Total capacity of outdoor unit; PI—Power input of outdoor unit													
Connection ratio	Outdoor air temp (°C DB)	Indoor air temp													
		14.0°C WB		16.0°C WB		18.0°C WB		19.0°C WB		20.0°C WB		22.0°C WB		24.0°C WB	
		20.0°C DB		23.0°C DB		26.0°C DB		27.0°C DB		28.0°C DB		30.0°C DB		32.0°C DB	
		TC	PI	TC	PI	TC	PI	TC	PI	TC	PI	TC	PI	TC	PI
		kW	kW	kW	kW	kW	kW	kW	kW	kW	kW	kW	kW	kW	kW
135%	-5	19.8	2.64	23.6	3.21	27.4	3.25	28.4	3.27	29.0	3.29	29.7	3.33	30.4	3.36
	0	19.8	2.64	23.6	3.22	27.4	3.26	28.4	3.28	29.0	3.29	29.7	3.33	30.4	3.37
	4	19.8	2.65	23.6	3.23	27.4	3.27	28.4	3.29	29.0	3.31	29.7	3.35	30.4	3.38
	7	19.8	2.70	23.6	3.29	27.4	3.33	28.4	3.35	29.0	3.37	29.7	3.41	30.4	3.44
	10	19.8	2.75	23.6	3.36	27.4	4.00	28.4	4.09	28.8	4.01	29.5	3.84	30.2	3.66
	12	19.8	2.80	23.6	3.43	27.4	4.08	28.0	4.06	28.4	3.98	29.1	3.81	29.8	3.75
	14	19.8	2.86	23.6	3.49	27.3	4.13	27.7	4.05	28.0	3.96	28.8	3.93	29.5	3.97
	16	19.8	2.90	23.6	3.56	27.0	4.11	27.3	4.08	27.6	4.10	28.4	4.14	29.1	4.18
	18	19.8	2.96	23.6	3.64	26.6	4.26	26.9	4.29	27.3	4.31	28.0	4.35	28.8	4.39
	20	19.8	3.03	23.6	3.87	26.2	4.47	26.6	4.50	26.9	4.52	27.6	4.56	28.4	4.61
	21	19.8	3.11	23.6	4.01	26.0	4.58	26.4	4.60	26.7	4.63	27.5	4.67	28.2	4.71
	23	19.8	3.33	23.6	4.30	25.7	4.79	26.0	4.81	26.3	4.84	27.1	4.88	27.8	4.93
	25	19.8	3.56	23.6	4.60	25.3	5.00	25.7	5.02	26.0	5.05	26.7	5.10	27.5	5.15
	27	19.8	3.80	23.6	4.92	25.0	4.40	25.3	5.24	25.6	5.26	26.3	5.32	27.1	5.37
	29	19.8	4.06	23.6	5.26	24.6	5.41	24.9	5.45	25.3	5.48	26.0	5.54	26.7	5.59
	31	19.8	4.33	23.5	5.57	24.2	5.63	24.6	5.66	24.9	5.69	25.6	5.75	26.3	5.82
	33	19.8	4.61	23.1	5.78	23.8	5.83	24.2	5.87	24.6	5.91	25.3	5.97	25.9	6.04
	35	19.8	4.92	22.7	5.99	23.4	6.06	23.8	6.09	24.2	6.12	24.9	6.20	25.6	6.26
	37	19.8	5.23	22.4	6.20	23.1	6.28	23.4	6.31	23.8	6.35	24.5	6.42	25.2	6.49
	39	19.8	5.57	22.0	6.41	22.7	6.48	23.1	6.53	23.4	6.57	24.2	6.64	24.9	6.72
41	18.7	6.19	21.6	7.54	22.3	7.63	22.7	7.07	23.0	7.10	23.7	7.19	24.4	7.26	
43	17.7	6.46	21.2	7.86	21.8	8.05	22.2	7.51	22.5	7.37	23.2	7.37	23.9	7.44	
44	17.4	6.73	20.4	8.20	21.2	8.48	21.7	7.98	22.1	7.65	22.8	7.56	23.6	7.64	
47	16.4	8.96	19.8	10.91	20.5	8.91	20.9	8.10	21.3	8.14	22.0	8.12	22.8	8.20	
50	15.1	8.80	17.7	10.72	18.3	9.39	18.7	8.77	19.0	8.69	19.7	8.67	20.5	8.58	
52	9.6	5.21	12.9	6.48	16.0	7.30	17.6	7.66	17.7	7.41	18.1	7.31	19.2	7.50	

TC—Total capacity of outdoor unit; PI—Power input of outdoor unit															
Connection ratio	Outdoor air temp (°C DB)	Indoor air temp													
		14.0°C WB		16.0°C WB		18.0°C WB		19.0°C WB		20.0°C WB		22.0°C WB		24.0°C WB	
		20.0°C DB		23.0°C DB		26.0°C DB		27.0°C DB		28.0°C DB		30.0°C DB		32.0°C DB	
		TC	PI	TC	PI	TC	PI	TC	PI	TC	PI	TC	PI	TC	PI
		kW	kW	kW	kW	kW	kW	kW	kW	kW	kW	kW	kW	kW	
120%	-5	18.3	2.35	21.8	3.04	25.3	3.23	27.1	3.25	28.5	3.27	29.1	3.30	29.8	3.34
	0	18.3	2.35	21.8	3.05	25.3	3.24	27.1	3.26	28.5	3.27	29.1	3.31	29.8	3.34
	4	18.3	2.36	21.8	3.06	25.3	3.25	27.1	3.27	28.5	3.28	29.1	3.32	29.8	3.35
	7	18.3	2.41	21.8	3.12	25.3	3.31	27.1	3.33	28.5	3.35	29.1	3.38	29.8	3.42
	10	18.3	2.51	21.8	3.07	25.3	3.64	27.1	3.94	28.4	4.11	29.0	3.95	29.6	3.80
	12	18.3	2.56	21.8	3.12	25.3	3.72	27.1	4.01	28.0	4.09	28.6	3.93	29.2	3.77
	14	18.3	2.61	21.8	3.19	25.3	3.79	27.1	4.10	27.6	4.06	28.3	3.91	28.9	3.93
	16	18.3	2.66	21.8	3.25	25.3	3.86	26.9	4.13	27.2	4.07	27.9	4.11	28.5	4.14
	18	18.3	2.70	21.8	3.31	25.3	4.00	26.5	4.26	26.8	4.28	27.5	4.32	28.2	4.36
	20	18.3	2.76	21.8	3.44	25.3	4.30	26.2	4.47	26.5	4.49	27.1	4.53	27.8	4.57
	21	18.3	2.78	21.8	3.56	25.3	4.45	25.9	4.58	26.3	4.59	27.0	4.63	27.6	4.68
	23	18.3	2.98	21.8	3.82	25.3	4.76	25.6	4.78	25.9	4.80	26.6	4.85	27.2	4.89
	25	18.3	3.18	21.8	4.09	24.9	4.97	25.2	4.99	25.5	5.01	26.3	5.06	26.9	5.11
	27	18.3	3.40	21.8	4.37	24.6	5.17	24.9	5.21	25.2	5.23	25.9	5.28	26.5	5.33
	29	18.3	3.62	21.8	4.67	24.2	5.38	24.5	5.41	24.8	5.44	25.5	5.50	26.2	5.54
	31	18.3	3.86	21.8	4.98	23.8	5.60	24.2	5.62	24.5	5.66	25.1	5.71	25.8	5.77
	33	18.3	4.11	21.8	5.32	23.4	5.81	23.8	5.84	24.1	5.87	24.7	5.93	25.4	5.99
	35	18.3	4.38	21.8	5.66	23.0	6.02	23.4	6.05	23.8	6.08	24.4	6.15	25.1	6.21
	37	18.3	4.66	21.8	6.03	22.7	6.24	23.0	6.27	23.4	6.30	24.0	6.36	24.7	6.44
	39	18.3	4.96	21.7	6.37	22.3	6.44	22.6	6.48	23.0	6.52	23.7	6.59	24.3	6.65
41	17.3	5.51	20.7	7.14	21.9	7.58	22.2	7.02	22.6	7.06	23.2	7.13	23.9	7.21	
43	16.3	5.75	19.7	7.44	21.5	7.99	21.8	7.46	22.2	7.32	22.8	7.31	23.4	7.39	
44	16.1	6.00	19.6	7.76	20.9	8.43	21.3	7.93	21.7	7.60	22.4	7.50	23.0	7.58	
47	15.2	7.98	18.9	10.33	20.2	8.85	20.5	8.05	20.9	8.09	21.6	8.05	22.3	8.14	
50	13.9	7.83	17.0	10.14	18.0	9.33	18.3	8.71	18.7	8.64	19.3	8.61	20.0	8.51	
52	9.4	5.17	12.7	6.44	15.7	7.25	17.3	7.61	17.4	7.36	17.8	7.26	18.8	7.45	
110%	-5	16.8	2.08	20.0	2.67	23.2	3.21	24.8	3.23	26.4	3.24	28.5	3.28	29.1	3.31
	0	16.8	2.08	20.0	2.68	23.2	3.22	24.8	3.23	26.4	3.25	28.5	3.28	29.1	3.31
	4	16.8	2.09	20.0	2.69	23.2	3.23	24.8	3.25	26.4	3.26	28.5	3.29	29.1	3.32
	7	16.8	2.13	20.0	2.74	23.2	3.29	24.8	3.31	26.4	3.32	28.5	3.35	29.1	3.39
	10	16.8	2.28	20.0	2.78	23.2	3.30	24.8	3.56	26.4	3.84	28.4	4.07	29.1	3.93
	12	16.8	2.33	20.0	2.83	23.2	3.36	24.8	3.64	26.4	3.91	28.1	4.06	28.7	3.91
	14	16.8	2.37	20.0	2.88	23.2	3.43	24.8	3.70	26.4	3.98	27.7	4.06	28.4	3.90
	16	16.8	2.41	20.0	2.94	23.2	3.49	24.8	3.77	26.4	4.06	27.4	4.08	28.0	4.12
	18	16.8	2.45	20.0	2.99	23.2	3.56	24.8	3.88	26.4	4.26	27.0	4.29	27.6	4.33
	20	16.8	2.50	20.0	3.06	23.2	3.77	24.8	4.17	26.0	4.47	26.7	4.50	27.2	4.54
	21	16.8	2.53	20.0	3.15	23.2	3.91	24.8	4.32	25.9	4.57	26.4	4.60	27.1	4.64
	23	16.8	2.65	20.0	3.37	23.2	4.19	24.8	4.63	25.5	4.77	26.1	4.82	26.7	4.86
	25	16.8	2.82	20.0	3.60	23.2	4.48	24.8	4.96	25.1	4.98	25.7	5.03	26.3	5.07
	27	16.8	3.01	20.0	3.85	23.2	4.80	24.4	5.17	24.7	5.19	25.4	5.24	25.9	5.29
	29	16.8	3.21	20.0	4.11	23.2	5.13	24.1	5.38	24.4	5.41	25.0	5.46	25.6	5.50
	31	16.8	3.42	20.0	4.38	23.2	5.47	23.7	5.59	24.0	5.62	24.7	5.66	25.2	5.72
	33	16.8	3.64	20.0	4.67	23.0	5.77	23.4	5.80	23.7	5.83	24.2	5.88	24.9	5.94
	35	16.8	3.87	20.0	4.98	22.7	5.98	23.0	6.01	23.3	6.04	23.8	6.10	24.5	6.16
	37	16.8	4.12	20.0	5.30	22.3	6.20	22.6	6.22	22.9	6.25	23.5	6.32	24.1	6.37
	39	16.8	4.38	20.0	5.65	21.9	6.40	22.2	6.44	22.6	6.47	23.1	6.53	23.8	6.60
41	15.8	4.88	19.0	6.28	21.6	7.53	21.8	6.97	22.1	7.01	22.7	7.07	23.3	7.14	
43	15.0	5.08	18.0	6.54	21.3	7.94	21.4	7.41	21.7	7.28	22.3	7.25	22.9	7.32	
44	14.7	5.30	18.0	6.82	20.6	8.37	20.9	7.87	21.3	7.55	21.8	7.44	22.5	7.51	
47	13.9	7.06	17.4	9.08	19.9	8.79	20.2	7.99	20.5	8.04	21.1	7.99	21.8	8.06	
50	12.7	6.93	15.6	8.91	17.7	9.27	18.0	8.65	18.3	8.58	18.8	8.54	19.6	8.43	
52	9.3	5.14	12.5	6.40	15.4	7.20	17.0	7.56	17.1	7.31	17.5	7.21	18.4	7.40	

GMV6 HR DC Inverter VRF Units Technical Sales Guide

TC—Total capacity of outdoor unit; PI—Power input of outdoor unit															
Connection ratio	Outdoor air temp (°C DB)	Indoor air temp													
		14.0°C WB		16.0°C WB		18.0°C WB		19.0°C WB		20.0°C WB		22.0°C WB		24.0°C WB	
		20.0°C DB		23.0°C DB		26.0°C DB		27.0°C DB		28.0°C DB		30.0°C DB		32.0°C DB	
		TC	PI	TC	PI	TC	PI	TC	PI	TC	PI	TC	PI	TC	PI
		kW	kW	kW	kW	kW	kW	kW	kW	kW	kW	kW	kW	kW	
100%	-5	15.2	1.82	18.1	2.33	21.1	2.90	22.4	3.21	24.0	3.22	27.0	3.25	28.5	3.28
	0	15.2	1.82	18.1	2.33	21.1	2.91	22.4	3.21	24.0	3.23	27.0	3.26	28.5	3.29
	4	15.2	1.83	18.1	2.34	21.1	2.92	22.4	3.22	24.0	3.24	27.0	3.27	28.5	3.30
	7	15.2	1.86	18.1	2.38	21.1	2.97	22.4	3.28	24.0	3.30	27.0	3.33	28.5	3.36
	10	15.2	2.06	18.1	2.50	21.1	2.96	22.4	3.20	24.0	3.45	27.0	3.91	28.5	4.06
	12	15.2	2.09	18.1	2.54	21.1	3.00	22.4	3.24	24.0	3.52	27.0	3.97	28.1	4.03
	14	15.2	2.12	18.1	2.58	21.1	3.05	22.4	3.30	24.0	3.58	27.0	4.04	27.8	3.99
	16	15.2	2.17	18.1	2.64	21.1	3.12	22.4	3.37	24.0	3.66	26.9	4.13	27.4	4.08
	18	15.2	2.22	18.1	2.70	21.1	3.18	22.4	3.44	24.0	3.73	26.5	4.21	27.1	4.28
	20	15.2	2.25	18.1	2.74	21.1	3.28	22.4	3.62	24.0	3.97	26.1	4.43	26.7	4.50
	21	15.2	2.28	18.1	2.77	21.1	3.40	22.4	3.74	24.0	4.11	25.9	4.59	26.5	4.63
	23	15.2	2.33	18.1	2.95	21.1	3.65	22.4	4.02	24.0	4.42	25.6	4.85	26.1	4.90
	25	15.2	2.48	18.1	3.14	21.1	3.89	22.4	4.28	24.0	4.72	25.2	5.03	25.8	5.07
	27	15.2	2.65	18.1	3.36	21.1	4.17	22.4	4.59	24.0	5.07	24.8	5.21	25.4	5.25
	29	15.2	2.81	18.1	3.59	21.1	4.46	22.4	4.91	23.9	5.37	24.5	5.46	25.0	5.51
	31	15.2	2.99	18.1	3.82	21.1	4.75	22.4	5.29	23.6	5.59	23.9	5.68	24.7	5.73
	33	15.2	3.18	18.1	4.07	21.1	5.07	22.4	5.60	23.2	5.79	23.8	5.84	24.3	5.89
	35	15.2	3.38	18.1	4.33	21.1	5.40	22.4	5.97	22.8	6.00	23.3	6.05	23.9	6.11
	37	15.2	3.60	18.1	4.61	21.1	5.75	22.2	6.18	22.5	6.22	23.0	6.26	23.6	6.32
	39	15.2	3.84	18.1	4.91	21.1	6.13	21.9	6.39	22.0	6.42	22.7	6.47	23.0	6.52
41	14.4	4.26	17.2	5.46	20.1	6.81	21.4	6.93	21.7	6.96	22.2	7.02	22.8	7.09	
43	13.6	4.45	16.4	5.70	19.6	7.17	21.0	7.36	21.4	7.22	21.7	7.20	22.6	7.27	
44	13.4	4.64	16.3	5.94	19.1	7.56	20.5	7.82	20.8	7.50	21.4	7.39	22.0	7.45	
47	12.6	6.17	15.8	7.90	18.5	7.94	19.8	7.94	20.1	7.98	20.7	7.93	21.3	8.00	
50	11.6	6.06	14.1	7.76	16.5	8.37	17.7	8.60	17.9	8.52	18.4	8.48	19.1	8.37	
52	9.1	4.68	12.2	5.82	15.1	6.55	16.7	6.88	16.8	6.65	17.2	6.56	18.1	6.74	
90%	-5	13.7	1.59	16.3	2.01	19.0	2.48	20.3	2.74	21.6	3.01	24.2	3.22	26.9	3.25
	0	13.7	1.59	16.3	2.01	19.0	2.48	20.3	2.74	21.6	3.02	24.2	3.23	26.9	3.26
	4	13.7	1.59	16.3	2.02	19.0	2.49	20.3	2.75	21.6	3.03	24.2	3.24	26.9	3.27
	7	13.7	1.62	16.3	2.06	19.0	2.54	20.3	2.80	21.6	3.08	24.2	3.30	26.9	3.33
	10	13.7	1.80	16.3	2.16	19.0	2.53	20.3	2.85	21.6	3.03	24.3	3.47	26.9	3.94
	12	13.7	1.82	16.3	2.19	19.0	2.56	20.3	2.89	21.6	3.09	24.3	3.53	26.9	3.99
	14	13.7	1.85	16.3	2.22	19.0	2.61	20.3	2.93	21.6	3.14	24.3	3.59	26.9	4.05
	16	13.7	1.89	16.3	2.27	19.0	2.66	20.3	2.99	21.6	3.21	24.3	3.68	26.8	4.13
	18	13.7	1.94	16.3	2.33	19.0	2.72	20.3	3.05	21.6	3.28	24.3	3.76	26.6	4.28
	20	13.7	1.97	16.3	2.36	19.0	2.81	20.3	3.12	21.6	3.41	24.3	4.04	26.1	4.46
	21	13.7	1.99	16.3	2.39	19.0	2.90	20.3	3.22	21.6	3.53	24.3	4.18	25.9	4.56
	23	13.7	2.04	16.3	2.55	19.0	3.12	20.3	3.46	21.6	3.78	24.3	4.49	25.5	4.79
	25	13.7	2.17	16.3	2.71	19.0	3.32	20.3	3.69	21.6	4.04	24.3	4.80	25.2	4.99
	27	13.7	2.31	16.3	2.90	19.0	3.56	20.3	3.94	21.6	4.33	24.3	5.12	24.8	5.21
	29	13.7	2.45	16.3	3.09	19.0	3.81	20.3	4.21	21.6	4.62	24.0	5.37	24.5	5.42
	31	13.7	2.61	16.3	3.30	19.0	4.06	20.3	4.50	21.6	4.93	23.6	5.56	24.1	5.64
	33	13.7	2.78	16.3	3.51	19.0	4.33	20.3	4.78	21.6	5.24	23.3	5.79	23.8	5.84
	35	13.7	2.95	16.3	3.74	19.0	4.61	20.3	5.10	21.6	5.61	22.9	6.00	23.4	6.05
	37	13.7	3.14	16.3	3.98	19.0	4.91	19.9	5.28	21.6	6.00	22.5	6.22	23.0	6.20
	39	13.7	3.35	16.3	4.24	19.0	5.23	19.7	5.46	21.6	6.36	22.2	6.45	22.6	6.43
41	12.9	3.72	15.5	4.71	18.0	5.81	19.3	5.91	20.5	6.51	21.8	6.96	22.3	7.02	
43	12.2	3.88	14.7	4.91	17.6	6.13	18.9	6.28	20.1	6.75	21.4	7.14	21.9	7.22	
44	12.1	4.04	14.7	5.12	17.2	6.46	18.5	6.68	19.7	7.01	21.0	7.32	21.5	7.39	
47	11.4	5.38	14.2	6.81	16.6	6.78	17.8	6.78	19.0	7.46	20.2	7.86	20.8	7.93	
50	10.4	5.29	12.7	6.69	14.8	7.15	15.9	7.34	17.0	7.96	18.1	8.40	18.7	8.30	
52	8.2	4.36	11.0	5.43	13.6	6.11	15.0	6.42	15.1	6.20	15.6	6.12	16.3	6.28	

TC—Total capacity of outdoor unit; PI—Power input of outdoor unit															
Connection ratio	Outdoor air temp (°C DB)	Indoor air temp													
		14.0°C WB		16.0°C WB		18.0°C WB		19.0°C WB		20.0°C WB		22.0°C WB		24.0°C WB	
		20.0°C DB		23.0°C DB		26.0°C DB		27.0°C DB		28.0°C DB		30.0°C DB		32.0°C DB	
		TC	PI	TC	PI	TC	PI	TC	PI	TC	PI	TC	PI	TC	PI
		kW	kW	kW	kW	kW	kW	kW	kW	kW	kW	kW	kW	kW	
80%	-5	12.2	1.37	14.5	1.69	16.9	2.10	18.0	2.31	19.2	2.53	21.6	3.00	23.9	3.21
	0	12.2	1.37	14.5	1.69	16.9	2.10	18.0	2.32	19.2	2.53	21.6	3.00	23.9	3.22
	4	12.2	1.38	14.5	1.70	16.9	2.11	18.0	2.32	19.2	2.54	21.6	3.02	23.9	3.23
	7	12.2	1.40	14.5	1.73	16.9	2.15	18.0	2.37	19.2	2.59	21.6	3.07	23.9	3.29
	10	12.2	1.63	14.5	1.96	16.9	2.30	18.0	2.48	19.2	2.65	21.6	3.03	23.9	3.52
	12	12.2	1.66	14.5	1.99	16.9	2.34	18.0	2.53	19.2	2.70	21.6	3.08	23.9	3.49
	14	12.2	1.69	14.5	2.03	16.9	2.38	18.0	2.57	19.2	2.75	21.6	3.14	23.9	3.57
	16	12.2	1.71	14.5	2.06	16.9	2.43	18.0	2.61	19.2	2.80	21.6	3.21	23.9	3.70
	18	12.2	1.75	14.5	2.10	16.9	2.48	18.0	2.67	19.2	2.85	21.6	3.28	23.9	3.96
	20	12.2	1.78	14.5	2.14	16.9	2.53	18.0	2.72	19.2	2.91	21.6	3.40	23.9	4.10
	21	12.2	1.79	14.5	2.16	16.9	2.55	18.0	2.75	19.2	2.98	21.6	3.52	23.9	4.39
	23	12.2	1.83	14.5	2.20	16.9	2.67	18.0	2.93	19.2	3.19	21.6	3.77	23.9	4.70
	25	12.2	1.88	14.5	2.34	16.9	2.86	18.0	3.13	19.2	3.40	21.6	4.03	23.9	5.01
	27	12.2	2.00	14.5	2.49	16.9	3.04	18.0	3.34	19.2	3.65	21.6	4.30	23.9	5.19
	29	12.2	2.13	14.5	2.66	16.9	3.24	18.0	3.56	19.1	3.89	21.6	4.59	23.9	5.38
	31	12.2	2.26	14.5	2.82	16.9	3.45	18.0	3.79	19.1	4.15	21.6	4.90	23.5	5.57
	33	12.2	2.41	14.5	3.15	16.9	3.68	18.0	4.04	19.1	4.42	21.6	5.23	23.2	5.77
	35	12.2	2.55	14.5	3.15	16.9	3.91	18.0	4.30	19.1	4.70	21.6	5.58	22.8	5.98
	37	12.2	2.70	14.5	3.39	16.9	4.16	17.7	4.58	19.1	5.01	21.6	5.95	22.5	6.20
	39	12.2	2.86	14.5	3.60	16.9	4.43	17.5	4.88	19.1	5.34	21.6	6.33	22.1	6.43
41	11.5	3.21	13.8	3.96	16.0	4.93	17.2	4.99	18.2	5.46	20.5	6.48	21.7	6.94	
43	10.9	3.35	13.4	4.14	15.6	5.19	16.8	5.31	17.8	5.66	20.1	6.64	21.4	7.12	
44	10.7	3.49	13.1	4.31	15.3	5.47	16.4	5.64	17.5	5.88	19.8	6.81	21.0	7.30	
47	10.1	4.65	12.6	5.74	14.8	5.75	15.8	5.72	16.8	6.26	19.1	7.32	20.3	7.84	
50	9.3	4.57	11.3	5.63	13.2	6.06	14.1	6.20	15.0	6.68	17.1	7.82	18.2	8.20	
52	7.3	3.68	9.8	4.58	12.1	5.16	13.3	5.41	13.4	5.24	13.7	5.16	14.5	5.30	
70%	-5	10.7	1.17	12.7	1.44	14.8	1.75	15.8	1.92	16.8	2.09	18.9	2.46	20.9	2.86
	0	10.7	1.17	12.7	1.45	14.8	1.75	15.8	1.92	16.8	2.10	18.9	2.47	20.9	2.87
	4	10.7	1.17	12.7	1.45	14.8	1.76	15.8	1.93	16.8	2.10	18.9	2.48	20.9	2.88
	7	10.7	1.19	12.7	1.48	14.8	1.79	15.8	1.96	16.8	2.14	18.9	2.52	20.9	2.93
	10	10.7	1.44	12.7	1.71	14.8	1.99	15.8	2.14	16.8	2.29	18.9	2.61	20.9	2.93
	12	10.7	1.46	12.7	1.73	14.8	2.03	15.8	2.18	16.8	2.33	18.9	2.66	20.9	2.99
	14	10.7	1.48	12.7	1.76	14.8	2.06	15.8	2.21	16.8	2.37	18.9	2.70	20.9	3.04
	16	10.7	1.50	12.7	1.79	14.8	2.10	15.8	2.26	16.8	2.42	18.9	2.75	20.9	3.10
	18	10.7	1.53	12.7	1.83	14.8	2.14	15.8	2.30	16.8	2.46	18.9	2.81	20.9	3.16
	20	10.7	1.55	12.7	1.86	14.8	2.18	15.8	2.34	16.8	2.51	18.9	2.86	20.9	3.25
	21	10.7	1.57	12.7	1.87	14.8	2.20	15.8	2.37	16.8	2.53	18.9	2.90	20.9	3.36
	23	10.7	1.59	12.7	1.91	14.8	2.24	15.8	2.45	16.8	2.66	18.9	3.11	20.9	3.60
	25	10.7	1.63	12.7	1.99	14.8	2.39	15.8	2.61	16.8	2.84	18.9	3.33	20.9	3.85
	27	10.7	1.72	12.7	2.12	14.8	2.55	15.8	2.78	16.8	3.03	18.9	3.56	20.9	4.12
	29	10.7	1.83	12.7	2.24	14.8	2.71	15.8	2.97	16.8	3.23	18.9	3.79	20.9	4.40
	31	10.7	1.93	12.7	2.38	14.8	2.89	15.8	3.15	16.8	3.44	18.9	4.04	20.9	4.69
	33	10.7	2.05	12.7	2.53	14.8	3.07	15.8	3.36	16.8	3.66	18.9	4.30	20.9	5.00
	35	10.7	2.17	12.7	2.69	14.8	3.26	15.8	3.57	16.8	3.89	18.9	4.59	20.9	5.33
	37	10.7	2.29	12.7	2.85	14.8	3.47	15.5	3.80	16.8	4.14	18.9	4.88	20.9	5.68
	39	10.7	2.43	12.7	3.02	14.8	3.68	15.3	4.03	16.8	4.40	18.9	5.19	20.9	6.05
41	10.1	2.74	12.1	3.39	14.0	4.11	15.0	4.14	16.0	4.52	18.0	5.32	20.0	6.19	
43	9.5	2.85	11.7	3.53	13.5	4.33	14.7	4.40	15.2	4.69	17.6	5.45	19.4	6.35	
44	9.4	2.98	11.4	3.68	13.4	4.56	14.4	4.68	15.3	4.87	17.3	5.60	19.3	6.51	
47	8.8	3.96	11.0	4.90	12.9	4.79	13.9	4.75	14.8	5.18	16.7	6.01	18.6	6.99	
50	8.1	3.89	9.9	4.81	11.5	5.05	12.4	5.14	13.2	5.53	14.9	6.42	16.8	7.31	
52	6.4	3.05	8.6	3.80	10.6	4.24	11.7	4.49	11.7	4.34	12.0	4.29	12.7	4.40	

GMV6 HR DC Inverter VRF Units Technical Sales Guide

TC—Total capacity of outdoor unit; PI—Power input of outdoor unit															
Connection ratio	Outdoor air temp (°C DB)	Indoor air temp													
		14.0°C WB		16.0°C WB		18.0°C WB		19.0°C WB		20.0°C WB		22.0°C WB		24.0°C WB	
		20.0°C DB		23.0°C DB		26.0°C DB		27.0°C DB		28.0°C DB		30.0°C DB		32.0°C DB	
		TC	PI	TC	PI	TC	PI	TC	PI	TC	PI	TC	PI	TC	PI
		kW	kW	kW	kW	kW	kW	kW	kW	kW	kW	kW	kW	kW	
60%	-5	9.1	0.98	10.9	1.20	12.7	1.43	13.5	1.56	14.4	1.70	16.2	1.98	18.0	2.29
	0	9.1	0.98	10.9	1.20	12.7	1.44	13.5	1.57	14.4	1.70	16.2	1.99	18.0	2.29
	4	9.1	0.99	10.9	1.20	12.7	1.44	13.5	1.57	14.4	1.71	16.2	1.99	18.0	2.30
	7	9.1	1.00	10.9	1.23	12.7	1.47	13.5	1.60	14.4	1.74	16.2	2.03	18.0	2.35
	10	9.1	1.25	10.9	1.46	12.7	1.70	13.5	1.82	14.4	1.94	16.2	2.20	18.0	2.46
	12	9.1	1.27	10.9	1.49	12.7	1.73	13.5	1.85	14.4	1.97	16.2	2.24	18.0	2.50
	14	9.1	1.29	10.9	1.51	12.7	1.75	13.5	1.88	14.4	2.01	16.2	2.28	18.0	2.55
	16	9.1	1.30	10.9	1.54	12.7	1.79	13.5	1.91	14.4	2.04	16.2	2.32	18.0	2.60
	18	9.1	1.33	10.9	1.56	12.7	1.82	13.5	1.95	14.4	2.08	16.2	2.36	18.0	2.65
	20	9.1	1.34	10.9	1.59	12.7	1.85	13.5	1.99	14.4	2.12	16.2	2.41	18.0	2.70
	21	9.1	1.36	10.9	1.60	12.7	1.87	13.5	2.00	14.4	2.14	16.2	2.43	18.0	2.73
	23	9.1	1.38	10.9	1.63	12.7	1.90	13.5	2.04	14.4	2.18	16.2	2.53	18.0	2.90
	25	9.1	1.40	10.9	1.67	12.7	1.97	13.5	2.14	14.4	2.32	16.2	2.70	18.0	3.10
	27	9.1	1.46	10.9	1.76	12.7	2.10	13.5	2.29	14.4	2.47	16.2	2.87	18.0	3.31
	29	9.1	1.54	10.9	1.87	12.7	2.24	13.5	2.43	14.4	2.63	16.2	3.07	18.0	3.53
	31	9.1	1.63	10.9	1.99	12.7	2.37	13.5	2.58	14.4	2.80	16.2	3.26	18.0	3.76
	33	9.1	1.72	10.9	2.10	12.7	2.52	13.5	2.74	14.4	2.98	16.2	3.47	18.0	4.01
	35	9.1	1.83	10.9	2.23	12.7	2.67	13.5	2.91	14.4	3.16	16.2	3.69	18.0	4.26
	37	9.1	1.93	10.9	2.36	12.7	2.83	13.3	3.09	14.4	3.36	16.2	3.93	18.0	4.54
	39	9.1	2.04	10.9	2.49	12.7	3.00	13.1	3.27	14.4	3.56	16.2	4.17	18.0	4.83
41	8.6	2.30	10.3	2.81	12.0	3.37	12.9	3.38	13.7	3.67	15.4	4.28	17.1	4.95	
43	8.2	2.40	9.8	2.93	11.7	3.55	12.6	3.59	13.3	3.81	15.2	4.39	16.8	5.08	
44	8.0	2.50	9.8	3.05	11.5	3.74	12.3	3.82	13.1	3.95	14.8	4.51	16.5	5.20	
47	7.6	3.33	9.5	4.06	11.1	3.93	11.9	3.87	12.7	4.21	14.3	4.84	16.0	5.59	
50	6.9	3.27	8.5	3.99	9.9	4.14	10.6	4.19	11.3	4.49	12.8	5.17	14.4	5.84	
52	5.5	2.49	7.3	3.10	9.1	3.49	10.0	3.66	10.1	3.54	10.3	3.49	10.9	3.59	
50%	-5	7.6	0.81	9.1	0.97	10.6	1.15	11.3	1.24	12.0	1.34	13.5	1.56	15.0	1.78
	0	7.6	0.81	9.1	0.97	10.6	1.15	11.3	1.25	12.0	1.35	13.5	1.56	15.0	1.78
	4	7.6	0.82	9.1	0.98	10.6	1.16	11.3	1.25	12.0	1.35	13.5	1.56	15.0	1.79
	7	7.6	0.83	9.1	1.00	10.6	1.18	11.3	1.27	12.0	1.38	13.5	1.59	15.0	1.82
	10	7.6	1.08	9.1	1.25	10.6	1.42	11.3	1.52	12.0	1.61	13.5	1.81	15.0	2.02
	12	7.6	1.09	9.1	1.26	10.6	1.45	11.3	1.54	12.0	1.64	13.5	1.84	15.0	2.05
	14	7.6	1.10	9.1	1.28	10.6	1.46	11.3	1.57	12.0	1.67	13.5	1.87	15.0	2.09
	16	7.6	1.12	9.1	1.30	10.6	1.49	11.3	1.59	12.0	1.69	13.5	1.91	15.0	2.12
	18	7.6	1.13	9.1	1.32	10.6	1.51	11.3	1.62	12.0	1.72	13.5	1.94	15.0	2.16
	20	7.6	1.15	9.1	1.34	10.6	1.54	11.3	1.65	12.0	1.75	13.5	1.98	15.0	2.20
	21	7.6	1.16	9.1	1.35	10.6	1.55	11.3	1.66	12.0	1.77	13.5	2.00	15.0	2.23
	23	7.6	1.17	9.1	1.37	10.6	1.58	11.3	1.69	12.0	1.80	13.5	2.03	15.0	2.28
	25	7.6	1.19	9.1	1.39	10.6	1.61	11.3	1.72	12.0	1.86	13.5	2.13	15.0	2.43
	27	7.6	1.21	9.1	1.45	10.6	1.70	11.3	1.83	12.0	1.97	13.5	2.27	15.0	2.59
	29	7.6	1.28	9.1	1.53	10.6	1.80	11.3	1.95	12.0	2.10	13.5	2.41	15.0	2.76
	31	7.6	1.35	9.1	1.62	10.6	1.92	11.3	2.07	12.0	2.23	13.5	2.57	15.0	2.94
	33	7.6	1.43	9.1	1.71	10.6	2.03	11.3	2.19	12.0	2.37	13.5	2.73	15.0	3.12
	35	7.6	1.51	9.1	1.81	10.6	2.14	11.3	2.32	12.0	2.50	13.5	2.90	15.0	3.31
	37	7.6	1.59	9.1	1.91	10.6	2.27	11.1	2.45	12.0	2.66	13.5	3.07	15.0	3.52
	39	7.6	1.68	9.1	2.02	10.6	2.40	10.9	2.60	12.0	2.82	13.5	3.26	15.0	3.74
41	7.2	1.91	8.6	2.28	10.0	2.70	10.7	2.69	11.4	2.90	12.8	3.36	14.3	3.85	
43	6.8	1.99	8.2	2.39	9.7	2.84	10.5	2.88	11.2	3.02	12.5	3.45	13.9	3.95	
44	6.7	2.07	8.2	2.48	9.6	3.00	10.3	3.04	10.9	3.13	12.4	3.53	13.8	4.04	
47	6.3	2.76	7.9	3.30	9.2	3.15	9.9	3.08	10.5	3.33	11.9	3.79	13.3	4.34	
50	5.8	2.71	7.1	3.24	8.2	3.32	8.8	3.34	9.4	3.55	10.7	4.06	12.0	4.54	
52	4.6	1.98	6.1	2.47	7.6	2.78	8.3	2.91	8.4	2.82	8.6	2.78	9.1	2.85	

GMV-VQ280WM/C-X

		TC—Total capacity of outdoor unit; PI—Power input of outdoor unit													
Connection ratio	Outdoor air temp (°C DB)	Indoor air temp													
		14.0°C WB		16.0°C WB		18.0°C WB		19.0°C WB		20.0°C WB		22.0°C WB		24.0°C WB	
		20.0°C DB		23.0°C DB		26.0°C DB		27.0°C DB		28.0°C DB		30.0°C DB		32.0°C DB	
		TC	PI	TC	PI	TC	PI	TC	PI	TC	PI	TC	PI	TC	PI
		kW	kW	kW	kW	kW	kW	kW	kW	kW	kW	kW	kW	kW	
135%	-5	24.8	4.13	29.5	5.02	34.2	5.08	35.5	5.11	36.2	5.14	37.1	5.20	38.0	5.25
	0	24.8	4.13	29.5	5.03	34.2	5.09	35.5	5.12	36.2	5.15	37.1	5.21	38.0	5.26
	4	24.8	4.15	29.5	5.05	34.2	5.11	35.5	5.14	36.2	5.17	37.1	5.23	38.0	5.28
	7	24.8	4.23	29.5	5.15	34.2	5.21	35.5	5.24	36.2	5.26	37.1	5.33	38.0	5.38
	10	24.8	4.30	29.5	5.26	34.2	6.25	35.5	6.39	35.9	6.26	36.9	6.00	37.8	5.72
	12	24.8	4.38	29.5	5.36	34.2	6.38	35.0	6.35	35.5	6.22	36.4	5.95	37.3	5.86
	14	24.8	4.46	29.5	5.46	34.1	6.45	34.6	6.32	35.0	6.19	35.9	6.14	36.9	6.20
	16	24.8	4.54	29.5	5.57	33.7	6.43	34.1	6.38	34.5	6.40	35.4	6.46	36.4	6.53
	18	24.8	4.63	29.5	5.68	33.2	6.66	33.6	6.70	34.1	6.74	35.0	6.80	35.9	6.87
	20	24.8	4.73	29.5	6.05	32.7	6.99	33.2	7.03	33.6	7.07	34.5	7.13	35.4	7.20
	21	24.8	4.85	29.5	6.26	32.5	7.15	33.0	7.19	33.4	7.23	34.3	7.31	35.2	7.37
	23	24.8	5.21	29.5	6.71	32.1	7.48	32.5	7.52	32.9	7.56	33.8	7.63	34.7	7.71
	25	24.8	5.56	29.5	7.19	31.6	7.81	32.1	7.85	32.5	7.90	33.4	7.97	34.3	8.05
	27	24.8	5.93	29.5	7.70	31.2	8.88	31.6	8.19	32.0	8.22	32.9	8.31	33.8	8.40
	29	24.8	6.34	29.5	8.22	30.7	8.46	31.1	8.51	31.6	8.56	32.5	8.65	33.4	8.74
	31	24.8	6.76	29.4	8.70	30.2	8.80	30.7	8.85	31.1	8.89	32.0	8.99	32.9	9.09
	33	24.8	7.20	28.9	9.03	29.8	9.12	30.2	9.18	30.7	9.23	31.6	9.33	32.4	9.44
	35	24.8	7.68	28.4	9.36	29.3	9.47	29.8	9.52	30.2	9.57	31.1	9.68	32.0	9.78
	37	24.8	8.17	28.0	9.69	28.9	9.81	29.3	9.86	29.8	9.92	30.6	10.03	31.5	10.15
	39	24.8	8.70	27.5	10.02	28.4	10.13	28.9	10.20	29.3	10.26	30.2	10.37	31.1	10.50
41	23.4	9.68	27.0	11.79	27.8	11.93	28.3	11.04	28.7	11.10	29.6	11.23	30.5	11.35	
43	22.1	10.09	26.5	12.29	27.3	12.58	27.8	11.73	28.2	11.52	29.0	11.51	29.9	11.63	
44	21.8	10.53	25.6	12.82	26.5	13.26	27.1	12.47	27.6	11.96	28.5	11.81	29.5	11.93	
47	20.6	14.01	24.7	17.05	25.6	13.92	26.2	12.66	26.6	12.73	27.5	12.68	28.5	12.82	
50	18.8	13.75	22.1	16.75	22.9	14.68	23.3	13.71	23.7	13.59	24.6	13.55	25.6	13.40	
52	12.0	8.14	16.2	10.13	20.0	11.40	22.0	11.97	22.1	11.58	22.7	11.42	24.0	11.73	
120%	-5	22.9	3.67	27.2	4.75	31.6	5.05	33.8	5.08	35.6	5.10	36.4	5.16	37.2	5.21
	0	22.9	3.68	27.2	4.76	31.6	5.06	33.8	5.09	35.6	5.11	36.4	5.17	37.2	5.22
	4	22.9	3.69	27.2	4.78	31.6	5.08	33.8	5.11	35.6	5.13	36.4	5.19	37.2	5.24
	7	22.9	3.76	27.2	4.87	31.6	5.17	33.8	5.20	35.6	5.23	36.4	5.28	37.2	5.34
	10	22.9	3.92	27.2	4.79	31.6	5.70	33.8	6.16	35.4	6.43	36.3	6.17	37.1	5.93
	12	22.9	4.00	27.2	4.88	31.6	5.81	33.8	6.27	34.9	6.39	35.7	6.15	36.6	5.90
	14	22.9	4.07	27.2	4.98	31.6	5.92	33.8	6.40	34.4	6.35	35.3	6.11	36.2	6.15
	16	22.9	4.15	27.2	5.08	31.6	6.04	33.6	6.45	34.0	6.36	34.8	6.43	35.6	6.48
	18	22.9	4.22	27.2	5.18	31.6	6.25	33.1	6.66	33.5	6.69	34.3	6.75	35.2	6.82
	20	22.9	4.31	27.2	5.38	31.6	6.71	32.7	6.99	33.1	7.02	33.9	7.08	34.7	7.14
	21	22.9	4.35	27.2	5.57	31.6	6.95	32.4	7.15	32.8	7.18	33.7	7.24	34.5	7.32
	23	22.9	4.65	27.2	5.97	31.6	7.44	32.0	7.47	32.4	7.51	33.2	7.58	34.0	7.65
	25	22.9	4.97	27.2	6.39	31.1	7.77	31.5	7.80	31.9	7.83	32.8	7.91	33.6	7.98
	27	22.9	5.31	27.2	6.83	30.7	8.09	31.1	8.14	31.5	8.17	32.3	8.25	33.1	8.32
	29	22.9	5.66	27.2	7.29	30.2	8.41	30.6	8.46	31.0	8.50	31.8	8.59	32.7	8.66
	31	22.9	6.04	27.2	7.78	29.8	8.75	30.2	8.79	30.6	8.84	31.4	8.93	32.2	9.02
	33	22.9	6.43	27.2	8.31	29.3	9.08	29.7	9.13	30.1	9.17	30.9	9.27	31.7	9.36
	35	22.9	6.84	27.2	8.85	28.8	9.41	29.2	9.46	29.7	9.51	30.5	9.61	31.3	9.71
	37	22.9	7.28	27.2	9.43	28.4	9.74	28.8	9.80	29.2	9.85	30.0	9.95	30.8	10.06
	39	22.9	7.75	27.1	9.96	27.9	10.07	28.3	10.13	28.7	10.19	29.6	10.30	30.4	10.40
41	21.6	8.62	25.8	11.15	27.4	11.85	27.8	10.97	28.3	11.03	29.0	11.14	29.8	11.26	
43	20.4	8.98	24.6	11.63	26.8	12.49	27.2	11.65	27.8	11.45	28.5	11.43	29.3	11.55	
44	20.1	9.37	24.5	12.13	26.1	13.17	26.6	12.39	27.1	11.88	27.9	11.72	28.8	11.84	
47	19.0	12.47	23.7	16.14	25.2	13.83	25.6	12.58	26.1	12.64	27.0	12.58	27.9	12.72	
50	17.4	12.24	21.2	15.85	22.5	14.58	22.9	13.62	23.3	13.50	24.1	13.45	25.1	13.30	
52	11.8	8.09	15.9	10.07	19.6	11.33	21.6	11.89	21.7	11.50	22.2	11.35	23.5	11.65	

GMV6 HR DC Inverter VRF Units Technical Sales Guide

TC—Total capacity of outdoor unit; PI—Power input of outdoor unit															
Connection ratio	Outdoor air temp (°C DB)	Indoor air temp													
		14.0°C WB		16.0°C WB		18.0°C WB		19.0°C WB		20.0°C WB		22.0°C WB		24.0°C WB	
		20.0°C DB		23.0°C DB		26.0°C DB		27.0°C DB		28.0°C DB		30.0°C DB		32.0°C DB	
		TC	PI	TC	PI	TC	PI	TC	PI	TC	PI	TC	PI	TC	PI
		kW	kW	kW	kW	kW	kW	kW	kW	kW	kW	kW	kW	kW	
110%	-5	20.9	3.25	25.0	4.18	29.0	5.02	31.0	5.04	33.0	5.07	35.6	5.12	36.3	5.17
	0	20.9	3.25	25.0	4.19	29.0	5.03	31.0	5.05	33.0	5.08	35.6	5.13	36.3	5.18
	4	20.9	3.27	25.0	4.20	29.0	5.04	31.0	5.07	33.0	5.10	35.6	5.15	36.3	5.19
	7	20.9	3.33	25.0	4.28	29.0	5.14	31.0	5.17	33.0	5.19	35.6	5.24	36.3	5.29
	10	20.9	3.56	25.0	4.34	29.0	5.16	31.0	5.57	33.0	6.00	35.5	6.36	36.4	6.15
	12	20.9	3.63	25.0	4.43	29.0	5.26	31.0	5.68	33.0	6.11	35.1	6.34	35.8	6.11
	14	20.9	3.70	25.0	4.50	29.0	5.36	31.0	5.78	33.0	6.22	34.6	6.34	35.4	6.10
	16	20.9	3.76	25.0	4.59	29.0	5.46	31.0	5.90	33.0	6.35	34.2	6.38	34.9	6.44
	18	20.9	3.84	25.0	4.68	29.0	5.57	31.0	6.06	33.0	6.65	33.7	6.70	34.5	6.76
	20	20.9	3.91	25.0	4.78	29.0	5.90	31.0	6.51	32.5	6.98	33.3	7.03	34.0	7.09
	21	20.9	3.95	25.0	4.92	29.0	6.11	31.0	6.75	32.3	7.14	33.0	7.19	33.8	7.26
	23	20.9	4.14	25.0	5.27	29.0	6.55	31.0	7.24	31.8	7.46	32.6	7.53	33.3	7.59
	25	20.9	4.40	25.0	5.63	29.0	7.00	31.0	7.76	31.4	7.78	32.1	7.86	32.9	7.92
	27	20.9	4.70	25.0	6.02	29.0	7.49	30.5	8.09	30.9	8.11	31.7	8.19	32.4	8.26
	29	20.9	5.02	25.0	6.43	29.0	8.01	30.1	8.41	30.5	8.45	31.2	8.53	32.0	8.60
	31	20.9	5.34	25.0	6.85	29.0	8.55	29.6	8.74	30.0	8.78	30.8	8.85	31.5	8.94
	33	20.9	5.68	25.0	7.31	28.8	9.02	29.2	9.07	29.6	9.10	30.3	9.19	31.1	9.28
	35	20.9	6.05	25.0	7.78	28.4	9.34	28.7	9.39	29.1	9.44	29.8	9.53	30.6	9.62
	37	20.9	6.44	25.0	8.29	27.9	9.68	28.3	9.72	28.6	9.77	29.4	9.87	30.1	9.96
	39	20.9	6.84	25.0	8.83	27.4	10.01	27.8	10.06	28.2	10.11	28.9	10.21	29.7	10.31
41	19.8	7.62	23.7	9.81	27.0	11.77	27.3	10.90	27.7	10.95	28.4	11.06	29.2	11.16	
43	18.7	7.95	22.5	10.23	26.6	12.41	26.8	11.58	27.2	11.37	27.9	11.34	28.7	11.44	
44	18.4	8.29	22.5	10.66	25.7	13.08	26.1	12.30	26.6	11.80	27.3	11.63	28.2	11.74	
47	17.4	11.03	21.7	14.19	24.8	13.73	25.2	12.49	25.6	12.56	26.4	12.49	27.2	12.60	
50	15.9	10.83	19.5	13.93	22.2	14.48	22.5	13.53	22.8	13.41	23.5	13.34	24.5	13.18	
52	11.6	8.03	15.6	10.00	19.3	11.25	21.2	11.81	21.3	11.42	21.8	11.27	23.1	11.57	
100%	-5	19.0	2.84	22.7	3.64	26.4	4.53	28.0	5.01	30.0	5.04	33.7	5.08	35.6	5.13
	0	19.0	2.85	22.7	3.64	26.4	4.54	28.0	5.02	30.0	5.04	33.7	5.09	35.6	5.14
	4	19.0	2.86	22.7	3.66	26.4	4.56	28.0	5.04	30.0	5.06	33.7	5.11	35.6	5.15
	7	19.0	2.91	22.7	3.72	26.4	4.64	28.0	5.13	30.0	5.16	33.7	5.20	35.6	5.25
	10	19.0	3.22	22.7	3.91	26.4	4.63	28.0	4.99	30.0	5.39	33.7	6.10	35.6	6.34
	12	19.0	3.26	22.7	3.96	26.4	4.69	28.0	5.06	30.0	5.50	33.7	6.21	35.1	6.29
	14	19.0	3.32	22.7	4.03	26.4	4.77	28.0	5.15	30.0	5.60	33.7	6.32	34.7	6.24
	16	19.0	3.39	22.7	4.12	26.4	4.87	28.0	5.27	30.0	5.72	33.6	6.46	34.2	6.38
	18	19.0	3.47	22.7	4.21	26.4	4.97	28.0	5.37	30.0	5.84	33.1	6.58	33.8	6.68
	20	19.0	3.52	22.7	4.28	26.4	5.13	28.0	5.65	30.0	6.21	32.6	6.93	33.3	7.04
	21	19.0	3.56	22.7	4.32	26.4	5.31	28.0	5.85	30.0	6.42	32.4	7.17	33.1	7.23
	23	19.0	3.65	22.7	4.62	26.4	5.71	28.0	6.29	30.0	6.90	32.0	7.58	32.6	7.65
	25	19.0	3.88	22.7	4.91	26.4	6.07	28.0	6.69	30.0	7.38	31.5	7.86	32.2	7.93
	27	19.0	4.15	22.7	5.25	26.4	6.52	28.0	7.18	30.0	7.92	31.0	8.14	31.7	8.21
	29	19.0	4.39	22.7	5.61	26.4	6.97	28.0	7.67	29.9	8.39	30.6	8.53	31.3	8.60
	31	19.0	4.67	22.7	5.97	26.4	7.43	28.0	8.27	29.5	8.73	29.9	8.87	30.8	8.95
	33	19.0	4.97	22.7	6.36	26.4	7.92	28.0	8.75	29.0	9.05	29.7	9.13	30.4	9.21
	35	19.0	5.29	22.7	6.77	26.4	8.44	28.0	9.33	28.5	9.38	29.2	9.46	29.9	9.55
	37	19.0	5.63	22.7	7.21	26.4	8.99	27.7	9.67	28.1	9.71	28.8	9.78	29.5	9.87
	39	19.0	6.00	22.7	7.68	26.4	9.58	27.3	9.98	27.5	10.03	28.4	10.11	28.8	10.20
41	18.0	6.66	21.5	8.53	25.1	10.64	26.8	10.82	27.1	10.88	27.8	10.97	28.5	11.07	
43	17.0	6.95	20.4	8.90	24.5	11.21	26.3	11.50	26.7	11.29	27.2	11.26	28.2	11.36	
44	16.7	7.25	20.4	9.28	23.9	11.82	25.7	12.22	26.0	11.72	26.7	11.54	27.5	11.65	
47	15.8	9.64	19.7	12.35	23.1	12.41	24.8	12.41	25.1	12.47	25.8	12.39	26.6	12.51	
50	14.5	9.47	17.7	12.12	20.6	13.09	22.1	13.44	22.4	13.31	23.1	13.25	23.9	13.08	
52	11.4	7.31	15.3	9.10	18.9	10.24	20.8	10.75	20.9	10.40	21.4	10.26	22.7	10.53	

TC—Total capacity of outdoor unit; PI—Power input of outdoor unit															
Connection ratio	Outdoor air temp (°C DB)	Indoor air temp													
		14.0°C WB		16.0°C WB		18.0°C WB		19.0°C WB		20.0°C WB		22.0°C WB		24.0°C WB	
		20.0°C DB		23.0°C DB		26.0°C DB		27.0°C DB		28.0°C DB		30.0°C DB		32.0°C DB	
		TC	PI	TC	PI	TC	PI	TC	PI	TC	PI	TC	PI	TC	PI
		kW	kW	kW	kW	kW	kW	kW	kW	kW	kW	kW	kW	kW	
90%	-5	17.1	2.48	20.4	3.14	23.7	3.87	25.4	4.28	27.0	4.71	30.3	5.04	33.6	5.08
	0	17.1	2.48	20.4	3.14	23.7	3.88	25.4	4.29	27.0	4.72	30.3	5.05	33.6	5.09
	4	17.1	2.49	20.4	3.15	23.7	3.89	25.4	4.30	27.0	4.73	30.3	5.06	33.6	5.11
	7	17.1	2.54	20.4	3.21	23.7	3.97	25.4	4.38	27.0	4.82	30.3	5.16	33.6	5.20
	10	17.1	2.81	20.4	3.37	23.7	3.95	25.4	4.45	27.0	4.74	30.4	5.43	33.6	6.15
	12	17.1	2.85	20.4	3.42	23.7	4.00	25.4	4.51	27.0	4.83	30.4	5.52	33.6	6.23
	14	17.1	2.89	20.4	3.48	23.7	4.07	25.4	4.58	27.0	4.91	30.4	5.62	33.6	6.33
	16	17.1	2.96	20.4	3.55	23.7	4.16	25.4	4.68	27.0	5.02	30.4	5.74	33.5	6.46
	18	17.1	3.03	20.4	3.63	23.7	4.24	25.4	4.77	27.0	5.12	30.4	5.88	33.2	6.69
	20	17.1	3.07	20.4	3.69	23.7	4.38	25.4	4.87	27.0	5.33	30.4	6.31	32.6	6.97
	21	17.1	3.10	20.4	3.73	23.7	4.53	25.4	5.03	27.0	5.52	30.4	6.53	32.4	7.12
	23	17.1	3.18	20.4	3.98	23.7	4.87	25.4	5.41	27.0	5.91	30.4	7.01	31.9	7.49
	25	17.1	3.39	20.4	4.24	23.7	5.19	25.4	5.77	27.0	6.32	30.4	7.50	31.5	7.80
	27	17.1	3.62	20.4	4.53	23.7	5.56	25.4	6.16	27.0	6.76	30.4	8.01	31.0	8.14
	29	17.1	3.83	20.4	4.84	23.7	5.95	25.4	6.58	27.0	7.22	30.0	8.39	30.6	8.47
	31	17.1	4.08	20.4	5.15	23.7	6.34	25.4	7.03	27.0	7.70	29.5	8.70	30.1	8.81
	33	17.1	4.34	20.4	5.48	23.7	6.76	25.4	7.47	27.0	8.19	29.1	9.05	29.7	9.13
	35	17.1	4.61	20.4	5.84	23.7	7.21	25.4	7.97	27.0	8.76	28.6	9.38	29.2	9.46
	37	17.1	4.91	20.4	6.22	23.7	7.68	24.9	8.25	27.0	9.38	28.1	9.72	28.8	9.69
	39	17.1	5.23	20.4	6.62	23.7	8.18	24.6	8.53	27.0	9.94	27.7	10.08	28.3	10.05
41	16.2	5.81	19.4	7.36	22.6	9.09	24.1	9.24	25.7	10.17	27.2	10.88	27.8	10.98	
43	15.3	6.06	18.4	7.67	22.0	9.58	23.7	9.82	25.2	10.56	26.8	11.16	27.4	11.28	
44	15.1	6.32	18.4	8.00	21.5	10.10	23.1	10.44	24.7	10.96	26.2	11.44	26.9	11.54	
47	14.2	8.41	17.7	10.65	20.8	10.60	22.3	10.60	23.8	11.66	25.3	12.29	26.0	12.40	
50	13.0	8.26	15.9	10.46	18.5	11.18	19.9	11.47	21.2	12.45	22.6	13.13	23.4	12.96	
52	10.2	6.82	13.8	8.49	17.0	9.55	18.8	10.03	18.9	9.70	19.5	9.57	20.4	9.82	
80%	-5	15.2	2.14	18.1	2.64	21.1	3.28	22.6	3.61	24.0	3.95	27.0	4.69	29.9	5.02
	0	15.2	2.14	18.1	2.65	21.1	3.29	22.6	3.62	24.0	3.96	27.0	4.70	29.9	5.03
	4	15.2	2.15	18.1	2.65	21.1	3.30	22.6	3.63	24.0	3.97	27.0	4.71	29.9	5.05
	7	15.2	2.19	18.1	2.70	21.1	3.36	22.6	3.70	24.0	4.04	27.0	4.80	29.9	5.14
	10	15.2	2.55	18.1	3.06	21.1	3.60	22.6	3.87	24.0	4.15	27.0	4.74	29.9	5.50
	12	15.2	2.59	18.1	3.11	21.1	3.66	22.6	3.95	24.0	4.23	27.0	4.82	29.9	5.46
	14	15.2	2.64	18.1	3.17	21.1	3.72	22.6	4.01	24.0	4.30	27.0	4.90	29.9	5.58
	16	15.2	2.68	18.1	3.22	21.1	3.80	22.6	4.09	24.0	4.37	27.0	5.01	29.9	5.78
	18	15.2	2.73	18.1	3.28	21.1	3.88	22.6	4.17	24.0	4.45	27.0	5.13	29.9	6.19
	20	15.2	2.78	18.1	3.34	21.1	3.95	22.6	4.25	24.0	4.55	27.0	5.31	29.9	6.41
	21	15.2	2.80	18.1	3.37	21.1	3.99	22.6	4.30	24.0	4.66	27.0	5.50	29.9	6.86
	23	15.2	2.85	18.1	3.45	21.1	4.17	22.6	4.58	24.0	4.98	27.0	5.89	29.9	7.34
	25	15.2	2.94	18.1	3.66	21.1	4.46	22.6	4.89	24.0	5.32	27.0	6.30	29.9	7.83
	27	15.2	3.13	18.1	3.90	21.1	4.75	22.6	5.22	24.0	5.70	27.0	6.73	29.9	8.11
	29	15.2	3.33	18.1	4.15	21.1	5.07	22.6	5.56	23.9	6.08	27.0	7.18	29.9	8.40
	31	15.2	3.53	18.1	4.41	21.1	5.39	22.6	5.92	23.9	6.48	27.0	7.66	29.4	8.71
	33	15.2	3.76	18.1	4.92	21.1	5.75	22.6	6.31	23.9	6.90	27.0	8.18	29.0	9.02
	35	15.2	3.99	18.1	4.92	21.1	6.11	22.6	6.73	23.9	7.35	27.0	8.73	28.5	9.35
	37	15.2	4.22	18.1	5.29	21.1	6.50	22.2	7.16	23.9	7.83	27.0	9.29	28.1	9.70
	39	15.2	4.48	18.1	5.62	21.1	6.92	21.9	7.63	23.9	8.34	27.0	9.90	27.6	10.06
41	14.4	5.02	17.2	6.19	20.1	7.70	21.4	7.80	22.8	8.53	25.7	10.12	27.2	10.85	
43	13.6	5.23	16.7	6.46	19.5	8.11	21.0	8.30	22.3	8.85	25.2	10.38	26.7	11.12	
44	13.4	5.46	16.3	6.74	19.1	8.56	20.5	8.81	21.8	9.19	24.7	10.65	26.2	11.41	
47	12.6	7.27	15.8	8.96	18.5	8.98	19.8	8.95	21.1	9.78	23.9	11.43	25.4	12.25	
50	11.6	7.13	14.1	8.80	16.5	9.47	17.7	9.69	18.8	10.44	21.3	12.22	22.8	12.81	
52	9.1	5.75	12.2	7.16	15.1	8.06	16.7	8.46	16.8	8.18	17.2	8.07	18.1	8.29	

GMV6 HR DC Inverter VRF Units Technical Sales Guide

TC—Total capacity of outdoor unit; PI—Power input of outdoor unit															
Connection ratio	Outdoor air temp (°C DB)	Indoor air temp													
		14.0°C WB		16.0°C WB		18.0°C WB		19.0°C WB		20.0°C WB		22.0°C WB		24.0°C WB	
		20.0°C DB		23.0°C DB		26.0°C DB		27.0°C DB		28.0°C DB		30.0°C DB		32.0°C DB	
		TC	PI	TC	PI	TC	PI	TC	PI	TC	PI	TC	PI	TC	PI
		kW	kW	kW	kW	kW	kW	kW	kW	kW	kW	kW	kW	kW	
70%	-5	13.3	1.82	15.9	2.26	18.5	2.73	19.7	3.00	21.0	3.27	23.6	3.85	26.2	4.48
	0	13.3	1.83	15.9	2.26	18.5	2.74	19.7	3.00	21.0	3.27	23.6	3.86	26.2	4.49
	4	13.3	1.83	15.9	2.27	18.5	2.75	19.7	3.01	21.0	3.29	23.6	3.87	26.2	4.50
	7	13.3	1.87	15.9	2.31	18.5	2.80	19.7	3.07	21.0	3.35	23.6	3.94	26.2	4.59
	10	13.3	2.25	15.9	2.67	18.5	3.11	19.7	3.34	21.0	3.58	23.6	4.07	26.2	4.58
	12	13.3	2.28	15.9	2.70	18.5	3.17	19.7	3.41	21.0	3.65	23.6	4.15	26.2	4.66
	14	13.3	2.31	15.9	2.75	18.5	3.22	19.7	3.46	21.0	3.71	23.6	4.22	26.2	4.75
	16	13.3	2.35	15.9	2.80	18.5	3.28	19.7	3.53	21.0	3.78	23.6	4.30	26.2	4.84
	18	13.3	2.39	15.9	2.85	18.5	3.34	19.7	3.60	21.0	3.85	23.6	4.39	26.2	4.94
	20	13.3	2.43	15.9	2.90	18.5	3.41	19.7	3.66	21.0	3.92	23.6	4.48	26.2	5.08
	21	13.3	2.45	15.9	2.93	18.5	3.43	19.7	3.70	21.0	3.96	23.6	4.53	26.2	5.26
	23	13.3	2.49	15.9	2.98	18.5	3.51	19.7	3.82	21.0	4.16	23.6	4.87	26.2	5.63
	25	13.3	2.54	15.9	3.11	18.5	3.73	19.7	4.09	21.0	4.44	23.6	5.21	26.2	6.02
	27	13.3	2.69	15.9	3.31	18.5	3.99	19.7	4.35	21.0	4.74	23.6	5.56	26.2	6.44
	29	13.3	2.85	15.9	3.51	18.5	4.24	19.7	4.64	21.0	5.04	23.6	5.92	26.2	6.88
	31	13.3	3.02	15.9	3.72	18.5	4.51	19.7	4.93	21.0	5.37	23.6	6.31	26.2	7.33
	33	13.3	3.21	15.9	3.96	18.5	4.80	19.7	5.24	21.0	5.72	23.6	6.73	26.2	7.82
	35	13.3	3.40	15.9	4.20	18.5	5.09	19.7	5.58	21.0	6.09	23.6	7.17	26.2	8.34
	37	13.3	3.58	15.9	4.45	18.5	5.42	19.4	5.93	21.0	6.48	23.6	7.63	26.2	8.88
	39	13.3	3.80	15.9	4.72	18.5	5.75	19.1	6.30	21.0	6.88	23.6	8.11	26.2	9.46
41	12.6	4.28	15.1	5.29	17.5	6.42	18.8	6.48	20.0	7.06	22.5	8.31	25.0	9.67	
43	11.9	4.46	14.6	5.52	16.9	6.76	18.4	6.88	19.0	7.33	22.1	8.52	24.3	9.92	
44	11.7	4.65	14.3	5.75	16.7	7.13	18.0	7.31	19.2	7.61	21.6	8.74	24.1	10.17	
47	11.1	6.19	13.8	7.66	16.2	7.49	17.3	7.43	18.5	8.09	20.9	9.39	23.3	10.92	
50	10.1	6.08	12.4	7.52	14.4	7.89	15.5	8.04	16.5	8.64	18.6	10.03	20.9	11.42	
52	8.0	4.77	10.7	5.94	13.3	6.63	14.6	7.02	14.7	6.79	15.0	6.70	15.9	6.88	
60%	-5	11.4	1.53	13.6	1.87	15.8	2.24	16.9	2.44	18.0	2.65	20.2	3.10	22.5	3.58
	0	11.4	1.54	13.6	1.87	15.8	2.25	16.9	2.45	18.0	2.66	20.2	3.11	22.5	3.59
	4	11.4	1.54	13.6	1.88	15.8	2.25	16.9	2.46	18.0	2.67	20.2	3.12	22.5	3.60
	7	11.4	1.57	13.6	1.92	15.8	2.30	16.9	2.50	18.0	2.72	20.2	3.17	22.5	3.67
	10	11.4	1.95	13.6	2.29	15.8	2.65	16.9	2.84	18.0	3.03	20.2	3.43	22.5	3.85
	12	11.4	1.99	13.6	2.33	15.8	2.70	16.9	2.89	18.0	3.08	20.2	3.50	22.5	3.91
	14	11.4	2.01	13.6	2.36	15.8	2.74	16.9	2.94	18.0	3.14	20.2	3.56	22.5	3.99
	16	11.4	2.04	13.6	2.40	15.8	2.79	16.9	2.99	18.0	3.19	20.2	3.62	22.5	4.06
	18	11.4	2.07	13.6	2.44	15.8	2.84	16.9	3.04	18.0	3.26	20.2	3.68	22.5	4.14
	20	11.4	2.10	13.6	2.49	15.8	2.89	16.9	3.11	18.0	3.32	20.2	3.76	22.5	4.22
	21	11.4	2.13	13.6	2.50	15.8	2.92	16.9	3.13	18.0	3.34	20.2	3.80	22.5	4.26
	23	11.4	2.15	13.6	2.55	15.8	2.97	16.9	3.19	18.0	3.41	20.2	3.95	22.5	4.54
	25	11.4	2.19	13.6	2.60	15.8	3.08	16.9	3.34	18.0	3.62	20.2	4.21	22.5	4.84
	27	11.4	2.28	13.6	2.75	15.8	3.28	16.9	3.57	18.0	3.86	20.2	4.49	22.5	5.17
	29	11.4	2.40	13.6	2.92	15.8	3.50	16.9	3.80	18.0	4.11	20.2	4.79	22.5	5.52
	31	11.4	2.55	13.6	3.11	15.8	3.71	16.9	4.04	18.0	4.38	20.2	5.09	22.5	5.87
	33	11.4	2.69	13.6	3.28	15.8	3.94	16.9	4.29	18.0	4.65	20.2	5.42	22.5	6.26
	35	11.4	2.85	13.6	3.48	15.8	4.17	16.9	4.55	18.0	4.94	20.2	5.77	22.5	6.66
	37	11.4	3.02	13.6	3.68	15.8	4.43	16.6	4.83	18.0	5.24	20.2	6.14	22.5	7.09
	39	11.4	3.18	13.6	3.90	15.8	4.69	16.4	5.12	18.0	5.57	20.2	6.51	22.5	7.54
41	10.8	3.60	12.9	4.39	15.0	5.26	16.1	5.28	17.1	5.73	19.3	6.69	21.4	7.73	
43	10.2	3.75	12.3	4.57	14.6	5.54	15.8	5.61	16.6	5.95	19.0	6.86	20.9	7.93	
44	10.0	3.91	12.2	4.77	14.3	5.84	15.4	5.96	16.4	6.18	18.5	7.04	20.7	8.13	
47	9.5	5.20	11.8	6.35	13.9	6.14	14.9	6.05	15.8	6.57	17.9	7.56	20.0	8.73	
50	8.7	5.11	10.6	6.23	12.4	6.47	13.2	6.55	14.1	7.02	16.0	8.08	18.0	9.13	
52	6.8	3.89	9.2	4.85	11.4	5.45	12.5	5.72	12.6	5.54	12.9	5.46	13.6	5.61	

TC—Total capacity of outdoor unit; PI—Power input of outdoor unit															
Connection ratio	Outdoor air temp (°C DB)	Indoor air temp													
		14.0°C WB		16.0°C WB		18.0°C WB		19.0°C WB		20.0°C WB		22.0°C WB		24.0°C WB	
		20.0°C DB		23.0°C DB		26.0°C DB		27.0°C DB		28.0°C DB		30.0°C DB		32.0°C DB	
		TC	PI	TC	PI	TC	PI	TC	PI	TC	PI	TC	PI	TC	PI
		kW	kW	kW	kW	kW	kW	kW	kW	kW	kW	kW	kW	kW	
50%	-5	9.5	1.27	11.3	1.52	13.2	1.80	14.1	1.94	15.0	2.10	16.9	2.43	18.7	2.78
	0	9.5	1.27	11.3	1.52	13.2	1.80	14.1	1.95	15.0	2.10	16.9	2.44	18.7	2.79
	4	9.5	1.28	11.3	1.53	13.2	1.81	14.1	1.96	15.0	2.11	16.9	2.44	18.7	2.80
	7	9.5	1.30	11.3	1.56	13.2	1.84	14.1	1.99	15.0	2.15	16.9	2.49	18.7	2.85
	10	9.5	1.68	11.3	1.95	13.2	2.23	14.1	2.38	15.0	2.51	16.9	2.83	18.7	3.16
	12	9.5	1.70	11.3	1.97	13.2	2.26	14.1	2.40	15.0	2.57	16.9	2.88	18.7	3.21
	14	9.5	1.72	11.3	2.00	13.2	2.29	14.1	2.45	15.0	2.60	16.9	2.93	18.7	3.27
	16	9.5	1.75	11.3	2.02	13.2	2.33	14.1	2.49	15.0	2.64	16.9	2.98	18.7	3.32
	18	9.5	1.77	11.3	2.06	13.2	2.36	14.1	2.53	15.0	2.69	16.9	3.03	18.7	3.38
	20	9.5	1.80	11.3	2.09	13.2	2.40	14.1	2.58	15.0	2.74	16.9	3.09	18.7	3.45
	21	9.5	1.81	11.3	2.11	13.2	2.43	14.1	2.59	15.0	2.77	16.9	3.12	18.7	3.48
	23	9.5	1.84	11.3	2.14	13.2	2.46	14.1	2.64	15.0	2.82	16.9	3.17	18.7	3.56
	25	9.5	1.86	11.3	2.18	13.2	2.51	14.1	2.69	15.0	2.90	16.9	3.33	18.7	3.80
	27	9.5	1.90	11.3	2.26	13.2	2.65	14.1	2.87	15.0	3.08	16.9	3.55	18.7	4.05
	29	9.5	2.00	11.3	2.39	13.2	2.82	14.1	3.04	15.0	3.28	16.9	3.77	18.7	4.31
	31	9.5	2.11	11.3	2.53	13.2	3.01	14.1	3.23	15.0	3.48	16.9	4.01	18.7	4.59
	33	9.5	2.24	11.3	2.68	13.2	3.17	14.1	3.42	15.0	3.70	16.9	4.26	18.7	4.88
	35	9.5	2.36	11.3	2.83	13.2	3.34	14.1	3.62	15.0	3.91	16.9	4.53	18.7	5.18
	37	9.5	2.49	11.3	2.99	13.2	3.55	13.8	3.84	15.0	4.15	16.9	4.80	18.7	5.51
	39	9.5	2.63	11.3	3.16	13.2	3.75	13.7	4.06	15.0	4.40	16.9	5.09	18.7	5.85
41	9.0	2.98	10.8	3.56	12.5	4.21	13.4	4.20	14.2	4.54	16.1	5.25	17.8	6.01	
43	8.5	3.11	10.2	3.74	12.2	4.44	13.1	4.50	14.0	4.71	15.6	5.39	17.4	6.17	
44	8.4	3.24	10.2	3.88	11.9	4.68	12.8	4.74	13.7	4.89	15.4	5.52	17.2	6.32	
47	7.9	4.31	9.9	5.16	11.5	4.92	12.4	4.82	13.2	5.20	14.9	5.93	16.7	6.79	
50	7.2	4.23	8.8	5.06	10.3	5.18	11.0	5.21	11.7	5.55	13.3	6.34	15.0	7.10	
52	5.7	3.10	7.7	3.86	9.5	4.34	10.4	4.55	10.5	4.40	10.7	4.35	11.3	4.46	

GMV-VQ335WM/C-X

TC—Total capacity of outdoor unit; PI—Power input of outdoor unit															
Connection ratio	Outdoor air temp (°C DB)	Indoor air temp													
		14.0°C WB		16.0°C WB		18.0°C WB		19.0°C WB		20.0°C WB		22.0°C WB		24.0°C WB	
		20.0°C DB		23.0°C DB		26.0°C DB		27.0°C DB		28.0°C DB		30.0°C DB		32.0°C DB	
		TC	PI	TC	PI	TC	PI	TC	PI	TC	PI	TC	PI	TC	PI
		kW	kW	kW	kW	kW	kW	kW	kW	kW	kW	kW	kW	kW	
135%	-5	29.6	5.39	35.3	6.56	41.0	6.64	42.5	6.67	43.3	6.71	44.4	6.79	45.5	6.86
	0	29.6	5.40	35.3	6.57	41.0	6.65	42.5	6.69	43.3	6.72	44.4	6.80	45.5	6.87
	4	29.6	5.42	35.3	6.59	41.0	6.67	42.5	6.71	43.3	6.75	44.4	6.83	45.5	6.90
	7	29.6	5.52	35.3	6.72	41.0	6.80	42.5	6.83	43.3	6.87	44.4	6.95	45.5	7.02
	10	29.6	5.61	35.3	6.86	41.0	8.16	42.5	8.34	43.0	8.17	44.1	7.83	45.2	7.47
	12	29.6	5.24	35.3	6.41	41.0	7.63	41.9	7.60	42.5	7.45	43.5	7.12	44.6	7.02
	14	29.6	5.34	35.3	6.53	40.8	7.72	41.4	7.57	41.9	7.41	43.0	7.35	44.1	7.42
	16	29.6	5.43	35.3	6.67	40.4	7.69	40.8	7.63	41.3	7.66	42.4	7.74	43.5	7.81
	18	29.6	5.54	35.3	6.80	39.8	7.98	40.2	8.02	40.8	8.07	41.9	8.14	43.0	8.22
	20	29.6	5.66	35.3	7.24	39.2	8.37	39.8	8.42	40.2	8.46	41.3	8.54	42.4	8.63
	21	29.6	5.81	35.3	7.50	38.9	8.57	39.5	8.61	40.0	8.66	41.1	8.75	42.2	8.82
	23	29.6	6.23	35.3	8.04	38.4	8.96	38.9	9.00	39.4	9.05	40.5	9.14	41.6	9.23
	25	29.6	6.65	35.3	8.61	37.8	9.35	38.4	9.39	38.9	9.45	40.0	9.54	41.1	9.63
	27	29.6	7.11	35.3	9.21	37.3	8.23	37.8	9.80	38.3	9.85	39.4	9.95	40.5	10.06
	29	29.6	7.59	35.3	9.85	36.7	10.13	37.2	10.19	37.8	10.25	38.9	10.36	40.0	10.46
	31	29.6	8.10	35.2	10.42	36.1	10.54	36.7	10.60	37.2	10.64	38.3	10.76	39.4	10.88
	33	29.6	8.63	34.6	10.81	35.7	10.91	36.1	10.99	36.7	11.05	37.8	11.17	38.8	11.31
	35	29.6	9.20	34.0	11.20	35.1	11.34	35.7	11.40	36.1	11.46	37.2	11.59	38.3	11.71
	37	29.6	9.79	33.5	11.61	34.6	11.74	35.1	11.80	35.7	11.88	36.6	12.01	37.7	12.15
	39	29.6	10.42	32.9	12.00	34.0	12.13	34.6	12.21	35.1	12.28	36.1	12.42	37.2	12.57
41	28.0	11.59	32.3	14.11	33.3	14.28	33.9	13.22	34.4	13.29	35.4	13.45	36.5	13.59	
43	26.5	12.09	31.7	14.71	32.7	15.06	33.2	14.05	33.7	13.79	34.8	13.79	35.8	13.93	
44	26.1	12.60	30.6	15.34	31.7	15.87	32.5	14.93	33.0	14.32	34.1	14.14	35.2	14.29	
47	24.6	16.77	29.6	20.42	30.7	16.66	31.3	15.16	31.8	15.24	32.9	15.18	34.1	15.34	
50	22.5	16.46	26.5	20.05	27.4	17.57	27.9	16.41	28.4	16.27	29.4	16.23	30.7	16.05	
52	14.4	9.74	19.4	12.13	23.9	13.65	26.4	14.33	26.5	13.86	27.1	13.67	28.7	14.04	

GMV6 HR DC Inverter VRF Units Technical Sales Guide

TC—Total capacity of outdoor unit; PI—Power input of outdoor unit															
Connection ratio	Outdoor air temp (°C DB)	Indoor air temp													
		14.0°C WB		16.0°C WB		18.0°C WB		19.0°C WB		20.0°C WB		22.0°C WB		24.0°C WB	
		20.0°C DB		23.0°C DB		26.0°C DB		27.0°C DB		28.0°C DB		30.0°C DB		32.0°C DB	
		TC	PI	TC	PI	TC	PI	TC	PI	TC	PI	TC	PI	TC	PI
		kW	kW	kW	kW	kW	kW	kW	kW	kW	kW	kW	kW	kW	
120%	-5	27.3	4.40	32.5	5.69	37.8	6.05	40.5	6.08	42.6	6.11	43.6	6.18	44.5	6.24
	0	27.3	4.41	32.5	5.70	37.8	6.06	40.5	6.09	42.6	6.12	43.6	6.19	44.5	6.25
	4	27.3	4.42	32.5	5.72	37.8	6.08	40.5	6.11	42.6	6.15	43.6	6.21	44.5	6.28
	7	27.3	4.50	32.5	5.83	37.8	6.19	40.5	6.23	42.6	6.26	43.6	6.33	44.5	6.39
	10	27.3	4.70	32.5	5.74	37.8	6.82	40.5	7.38	42.4	7.69	43.4	7.39	44.3	7.11
	12	27.3	4.79	32.5	5.84	37.8	6.95	40.5	7.51	41.8	7.65	42.8	7.36	43.7	7.06
	14	27.3	4.88	32.5	5.96	37.8	7.09	40.5	7.66	41.2	7.60	42.3	7.32	43.3	7.36
	16	27.3	4.97	32.5	6.08	37.8	7.23	40.2	7.72	40.7	7.62	41.7	7.69	42.7	7.75
	18	27.3	5.06	32.5	6.20	37.8	7.48	39.6	7.98	40.1	8.01	41.1	8.08	42.2	8.16
	20	27.3	5.16	32.5	6.44	37.8	8.04	39.2	8.37	39.6	8.40	40.6	8.48	41.6	8.55
	21	27.3	5.21	32.5	6.67	37.8	8.32	38.8	8.57	39.3	8.60	40.4	8.67	41.3	8.76
	23	27.3	5.57	32.5	7.15	37.8	8.91	38.3	8.94	38.8	8.99	39.8	9.08	40.7	9.15
	25	27.3	5.95	32.5	7.65	37.2	9.30	37.7	9.33	38.2	9.38	39.3	9.47	40.2	9.56
	27	27.3	6.35	32.5	8.17	36.7	9.68	37.2	9.74	37.7	9.79	38.7	9.88	39.6	9.97
	29	27.3	6.77	32.5	8.73	36.1	10.07	36.6	10.13	37.1	10.18	38.1	10.28	39.2	10.37
	31	27.3	7.23	32.5	9.32	35.7	10.48	36.1	10.52	36.6	10.58	37.6	10.69	38.6	10.79
	33	27.3	7.69	32.5	9.95	35.1	10.87	35.5	10.93	36.0	10.97	37.0	11.09	38.0	11.20
	35	27.3	8.19	32.5	10.60	34.5	11.26	34.9	11.32	35.5	11.38	36.5	11.50	37.5	11.62
	37	27.3	8.72	32.5	11.29	34.0	11.67	34.5	11.73	34.9	11.79	35.9	11.91	36.9	12.04
	39	27.3	9.27	32.4	11.92	33.4	12.06	33.9	12.13	34.3	12.19	35.4	12.33	36.4	12.45
41	25.8	10.32	30.9	13.35	32.7	14.19	33.2	13.13	33.8	13.20	34.8	13.34	35.7	13.48	
43	24.4	10.75	29.5	13.92	32.1	14.95	32.6	13.95	33.3	13.70	34.1	13.68	35.0	13.83	
44	24.1	11.22	29.3	14.52	31.2	15.76	31.8	14.83	32.4	14.23	33.4	14.03	34.5	14.18	
47	22.7	14.93	28.3	19.32	30.2	16.55	30.7	15.06	31.3	15.14	32.3	15.07	33.3	15.22	
50	20.8	14.66	25.4	18.97	26.9	17.45	27.4	16.30	27.9	16.16	28.8	16.10	30.0	15.92	
52	14.1	9.68	19.0	12.05	23.5	13.56	25.8	14.24	26.0	13.77	26.6	13.58	28.1	13.95	
110%	-5	25.1	3.89	29.9	5.00	34.7	6.01	37.1	6.04	39.5	6.07	42.6	6.13	43.5	6.18
	0	25.1	3.90	29.9	5.01	34.7	6.02	37.1	6.05	39.5	6.08	42.6	6.14	43.5	6.20
	4	25.1	3.91	29.9	5.03	34.7	6.04	37.1	6.07	39.5	6.10	42.6	6.16	43.5	6.22
	7	25.1	3.98	29.9	5.13	34.7	6.15	37.1	6.18	39.5	6.22	42.6	6.28	43.5	6.33
	10	25.1	4.26	29.9	5.19	34.7	6.17	37.1	6.67	39.5	7.18	42.5	7.62	43.5	7.36
	12	25.1	4.35	29.9	5.30	34.7	6.29	37.1	6.80	39.5	7.32	42.0	7.59	42.9	7.32
	14	25.1	4.43	29.9	5.39	34.7	6.41	37.1	6.92	39.5	7.45	41.4	7.59	42.4	7.30
	16	25.1	4.50	29.9	5.49	34.7	6.53	37.1	7.06	39.5	7.60	41.0	7.63	41.8	7.71
	18	25.1	4.59	29.9	5.60	34.7	6.67	37.1	7.26	39.5	7.96	40.4	8.02	41.3	8.10
	20	25.1	4.68	29.9	5.72	34.7	7.06	37.1	7.80	38.9	8.35	39.9	8.42	40.7	8.49
	21	25.1	4.73	29.9	5.89	34.7	7.32	37.1	8.08	38.7	8.55	39.5	8.61	40.5	8.69
	23	25.1	4.95	29.9	6.31	34.7	7.84	37.1	8.67	38.1	8.93	39.0	9.02	39.9	9.09
	25	25.1	5.27	29.9	6.74	34.7	8.39	37.1	9.29	37.6	9.32	38.4	9.41	39.4	9.48
	27	25.1	5.63	29.9	7.21	34.7	8.97	36.5	9.68	37.0	9.71	38.0	9.80	38.8	9.89
	29	25.1	6.01	29.9	7.69	34.7	9.59	36.0	10.07	36.5	10.12	37.3	10.21	38.3	10.30
	31	25.1	6.40	29.9	8.20	34.7	10.24	35.4	10.46	35.9	10.51	36.9	10.60	37.7	10.70
	33	25.1	6.80	29.9	8.75	34.5	10.79	34.9	10.85	35.4	10.90	36.3	11.00	37.2	11.11
	35	25.1	7.24	29.9	9.32	34.0	11.19	34.3	11.25	34.8	11.31	35.7	11.41	36.6	11.52
	37	25.1	7.71	29.9	9.92	33.4	11.59	33.9	11.64	34.2	11.70	35.2	11.82	36.0	11.92
	39	25.1	8.19	29.9	10.57	32.8	11.98	33.3	12.04	33.7	12.10	34.6	12.22	35.5	12.34
41	23.7	9.12	28.4	11.74	32.3	14.09	32.6	13.04	33.1	13.11	34.0	13.24	34.9	13.36	
43	22.4	9.51	27.0	12.24	31.8	14.85	32.0	13.87	32.5	13.61	33.3	13.57	34.3	13.69	
44	22.1	9.92	26.9	12.77	30.7	15.66	31.2	14.73	31.8	14.13	32.7	13.92	33.7	14.05	
47	20.8	13.20	26.0	16.99	29.7	16.44	30.1	14.96	30.6	15.04	31.6	14.95	32.6	15.09	
50	19.0	12.96	23.3	16.68	26.5	17.34	26.9	16.19	27.3	16.05	28.2	15.98	29.3	15.78	
52	13.9	9.62	18.6	11.97	23.1	13.47	25.4	14.14	25.5	13.68	26.1	13.49	27.6	13.85	

TC—Total capacity of outdoor unit; PI—Power input of outdoor unit															
Connection ratio	Outdoor air temp (°C DB)	Indoor air temp													
		14.0°C WB		16.0°C WB		18.0°C WB		19.0°C WB		20.0°C WB		22.0°C WB		24.0°C WB	
		20.0°C DB		23.0°C DB		26.0°C DB		27.0°C DB		28.0°C DB		30.0°C DB		32.0°C DB	
		TC	PI	TC	PI	TC	PI	TC	PI	TC	PI	TC	PI	TC	PI
		kW	kW	kW	kW	kW	kW	kW	kW	kW	kW	kW	kW	kW	
100%	-5	22.8	3.40	27.1	4.35	31.6	5.43	33.5	6.00	35.9	6.03	40.4	6.08	42.6	6.14
	0	22.8	3.41	27.1	4.36	31.6	5.44	33.5	6.01	35.9	6.04	40.4	6.09	42.6	6.15
	4	22.8	3.42	27.1	4.38	31.6	5.46	33.5	6.03	35.9	6.06	40.4	6.12	42.6	6.17
	7	22.8	3.48	27.1	4.46	31.6	5.56	33.5	6.14	35.9	6.17	40.4	6.23	42.6	6.29
	10	22.8	3.85	27.1	4.68	31.6	5.54	33.5	5.98	35.9	6.46	40.3	7.31	42.6	7.59
	12	22.8	3.90	27.1	4.74	31.6	5.61	33.5	6.06	35.9	6.58	40.3	7.43	42.0	7.53
	14	22.8	3.97	27.1	4.83	31.6	5.71	33.5	6.17	35.9	6.70	40.3	7.56	41.6	7.47
	16	22.8	4.06	27.1	4.93	31.6	5.84	33.5	6.31	35.9	6.85	40.2	7.73	41.0	7.64
	18	22.8	4.15	27.1	5.05	31.6	5.95	33.5	6.43	35.9	6.99	39.6	7.88	40.5	8.00
	20	22.8	4.22	27.1	5.12	31.6	6.15	33.5	6.77	35.9	7.43	39.0	8.30	39.9	8.42
	21	22.8	4.26	27.1	5.17	31.6	6.36	33.5	7.00	35.9	7.69	38.8	8.58	39.6	8.66
	23	22.8	4.37	27.1	5.53	31.6	6.83	33.5	7.53	35.9	8.26	38.3	9.08	39.0	9.16
	25	22.8	4.65	27.1	5.88	31.6	7.27	33.5	8.01	35.9	8.84	37.7	9.41	38.6	9.49
	27	22.8	4.96	27.1	6.28	31.6	7.80	33.5	8.59	35.9	9.48	37.1	9.74	38.0	9.83
	29	22.8	5.26	27.1	6.71	31.6	8.34	33.5	9.19	35.8	10.05	36.6	10.21	37.4	10.30
	31	22.8	5.59	27.1	7.15	31.6	8.89	33.5	9.90	35.3	10.45	35.8	10.62	36.9	10.72
	33	22.8	5.95	27.1	7.61	31.6	9.48	33.5	10.48	34.7	10.83	35.6	10.93	36.4	11.03
	35	22.8	6.33	27.1	8.11	31.6	10.11	33.5	11.17	34.1	11.23	34.9	11.33	35.8	11.43
	37	22.8	6.74	27.1	8.63	31.6	10.77	33.1	11.57	33.7	11.63	34.4	11.71	35.3	11.82
	39	22.8	7.18	27.1	9.20	31.6	11.47	32.7	11.95	32.9	12.01	34.0	12.10	34.4	12.21
41	21.5	7.98	25.8	10.22	30.0	12.74	32.1	12.96	32.4	13.02	33.2	13.14	34.1	13.26	
43	20.3	8.32	24.5	10.66	29.3	13.42	31.5	13.77	32.0	13.52	32.5	13.48	33.7	13.60	
44	20.0	8.67	24.4	11.11	28.6	14.15	30.7	14.63	31.1	14.03	32.0	13.82	32.9	13.94	
47	18.9	11.54	23.6	14.78	27.6	14.86	29.6	14.86	30.0	14.93	30.9	14.84	31.8	14.97	
50	17.3	11.33	21.1	14.51	24.7	15.67	26.4	16.08	26.8	15.94	27.6	15.86	28.6	15.66	
52	13.6	8.75	18.3	10.90	22.7	12.26	24.9	12.87	25.1	12.45	25.7	12.28	27.1	12.61	
90%	-5	20.5	2.97	24.4	3.76	28.4	4.64	30.4	5.12	32.3	5.63	36.3	6.03	40.2	6.08
	0	20.5	2.97	24.4	3.76	28.4	4.64	30.4	5.13	32.3	5.65	36.3	6.04	40.2	6.09
	4	20.5	2.98	24.4	3.78	28.4	4.66	30.4	5.15	32.3	5.67	36.3	6.06	40.2	6.12
	7	20.5	3.04	24.4	3.85	28.4	4.75	30.4	5.25	32.3	5.77	36.3	6.18	40.2	6.23
	10	20.5	3.36	24.4	4.04	28.4	4.73	30.4	5.33	32.3	5.67	36.3	6.50	40.2	7.36
	12	20.5	3.41	24.4	4.09	28.4	4.79	30.4	5.40	32.3	5.78	36.3	6.61	40.2	7.46
	14	20.5	3.47	24.4	4.16	28.4	4.87	30.4	5.48	32.3	5.88	36.3	6.73	40.2	7.58
	16	20.5	3.54	24.4	4.26	28.4	4.98	30.4	5.60	32.3	6.01	36.3	6.88	40.1	7.73
	18	20.5	3.62	24.4	4.35	28.4	5.08	30.4	5.71	32.3	6.13	36.3	7.04	39.7	8.01
	20	20.5	3.68	24.4	4.42	28.4	5.25	30.4	5.83	32.3	6.39	36.3	7.56	39.0	8.34
	21	20.5	3.72	24.4	4.46	28.4	5.43	30.4	6.02	32.3	6.60	36.3	7.82	38.8	8.53
	23	20.5	3.81	24.4	4.77	28.4	5.84	30.4	6.48	32.3	7.07	36.3	8.40	38.2	8.97
	25	20.5	4.05	24.4	5.07	28.4	6.21	30.4	6.91	32.3	7.56	36.3	8.98	37.7	9.33
	27	20.5	4.33	24.4	5.42	28.4	6.66	30.4	7.38	32.3	8.10	36.3	9.59	37.1	9.74
	29	20.5	4.59	24.4	5.79	28.4	7.12	30.4	7.88	32.3	8.64	35.9	10.05	36.6	10.14
	31	20.5	4.88	24.4	6.17	28.4	7.60	30.4	8.41	32.3	9.22	35.3	10.41	36.0	10.55
	33	20.5	5.19	24.4	6.57	28.4	8.10	30.4	8.95	32.3	9.81	34.8	10.83	35.5	10.93
	35	20.5	5.52	24.4	6.99	28.4	8.63	30.4	9.54	32.3	10.49	34.2	11.23	34.9	11.33
	37	20.5	5.88	24.4	7.45	28.4	9.19	29.8	9.88	32.3	11.23	33.6	11.63	34.5	11.60
	39	20.5	6.27	24.4	7.93	28.4	9.79	29.4	10.21	32.3	11.90	33.1	12.06	33.9	12.03
41	19.4	6.96	23.2	8.81	27.0	10.88	28.9	11.07	30.7	12.17	32.6	13.02	33.3	13.14	
43	18.3	7.26	22.0	9.18	26.3	11.47	28.3	11.76	30.1	12.64	32.0	13.36	32.7	13.50	
44	18.0	7.57	22.0	9.58	25.7	12.09	27.6	12.50	29.5	13.12	31.3	13.70	32.1	13.82	
47	17.0	10.07	21.2	12.75	24.9	12.69	26.7	12.69	28.4	13.96	30.3	14.71	31.1	14.84	
50	15.6	9.89	19.0	12.52	22.2	13.38	23.8	13.74	25.4	14.90	27.0	15.72	28.0	15.52	
52	12.3	8.16	16.5	10.16	20.4	11.43	22.4	12.00	22.6	11.61	23.4	11.45	24.4	11.76	

GMV6 HR DC Inverter VRF Units Technical Sales Guide

TC—Total capacity of outdoor unit; PI—Power input of outdoor unit															
Connection ratio	Outdoor air temp (°C DB)	Indoor air temp													
		14.0°C WB		16.0°C WB		18.0°C WB		19.0°C WB		20.0°C WB		22.0°C WB		24.0°C WB	
		20.0°C DB		23.0°C DB		26.0°C DB		27.0°C DB		28.0°C DB		30.0°C DB		32.0°C DB	
		TC	PI	TC	PI	TC	PI	TC	PI	TC	PI	TC	PI	TC	PI
		kW	kW	kW	kW	kW	kW	kW	kW	kW	kW	kW	kW	kW	
80%	-5	18.2	2.56	21.7	3.16	25.3	3.93	27.0	4.32	28.7	4.73	32.3	5.61	35.8	6.01
	0	18.2	2.57	21.7	3.17	25.3	3.94	27.0	4.33	28.7	4.74	32.3	5.62	35.8	6.02
	4	18.2	2.58	21.7	3.18	25.3	3.95	27.0	4.35	28.7	4.75	32.3	5.64	35.8	6.05
	7	18.2	2.62	21.7	3.24	25.3	4.02	27.0	4.43	28.7	4.84	32.3	5.75	35.8	6.16
	10	18.2	3.06	21.7	3.66	25.3	4.31	27.0	4.64	28.7	4.96	32.3	5.67	35.8	6.59
	12	18.2	3.10	21.7	3.72	25.3	4.38	27.0	4.73	28.7	5.06	32.3	5.77	35.8	6.53
	14	18.2	3.16	21.7	3.79	25.3	4.46	27.0	4.80	28.7	5.15	32.3	5.87	35.8	6.68
	16	18.2	3.21	21.7	3.85	25.3	4.55	27.0	4.89	28.7	5.23	32.3	6.00	35.8	6.92
	18	18.2	3.27	21.7	3.93	25.3	4.65	27.0	5.00	28.7	5.33	32.3	6.14	35.8	7.40
	20	18.2	3.33	21.7	4.00	25.3	4.73	27.0	5.09	28.7	5.45	32.3	6.36	35.8	7.67
	21	18.2	3.36	21.7	4.03	25.3	4.77	27.0	5.15	28.7	5.58	32.3	6.59	35.8	8.22
	23	18.2	3.42	21.7	4.12	25.3	5.00	27.0	5.48	28.7	5.96	32.3	7.05	35.8	8.79
	25	18.2	3.52	21.7	4.38	25.3	5.34	27.0	5.86	28.7	6.36	32.3	7.55	35.8	9.38
	27	18.2	3.75	21.7	4.67	25.3	5.69	27.0	6.25	28.7	6.83	32.3	8.05	35.8	9.71
	29	18.2	3.99	21.7	4.97	25.3	6.07	27.0	6.65	28.6	7.28	32.3	8.60	35.8	10.06
	31	18.2	4.23	21.7	5.28	25.3	6.46	27.0	7.09	28.6	7.76	32.3	9.17	35.2	10.42
	33	18.2	4.50	21.7	5.89	25.3	6.88	27.0	7.55	28.6	8.27	32.3	9.79	34.7	10.80
	35	18.2	4.77	21.7	5.89	25.3	7.32	27.0	8.05	28.6	8.80	32.3	10.45	34.1	11.19
	37	18.2	5.06	21.7	6.34	25.3	7.78	26.5	8.58	28.6	9.37	32.3	11.13	33.6	11.61
	39	18.2	5.36	21.7	6.73	25.3	8.28	26.1	9.13	28.6	9.98	32.3	11.85	33.0	12.04
41	17.2	6.01	20.6	7.42	24.0	9.22	25.7	9.34	27.2	10.21	30.7	12.12	32.5	12.99	
43	16.3	6.26	20.0	7.74	23.4	9.71	25.2	9.93	26.6	10.60	30.1	12.43	32.0	13.32	
44	16.0	6.54	19.5	8.06	22.9	10.24	24.6	10.55	26.1	11.00	29.6	12.75	31.4	13.66	
47	15.1	8.70	18.9	10.73	22.1	10.75	23.7	10.71	25.2	11.71	28.6	13.69	30.3	14.66	
50	13.8	8.54	16.9	10.54	19.7	11.34	21.1	11.60	22.5	12.50	25.5	14.63	27.3	15.34	
52	10.9	6.89	14.7	8.57	18.1	9.65	20.0	10.13	20.0	9.80	20.5	9.66	21.7	9.92	
70%	-5	15.9	2.18	19.0	2.70	22.1	3.27	23.6	3.59	25.2	3.91	28.2	4.61	31.3	5.36
	0	15.9	2.19	19.0	2.71	22.1	3.28	23.6	3.60	25.2	3.92	28.2	4.62	31.3	5.37
	4	15.9	2.19	19.0	2.72	22.1	3.29	23.6	3.61	25.2	3.93	28.2	4.63	31.3	5.39
	7	15.9	2.24	19.0	2.77	22.1	3.35	23.6	3.68	25.2	4.01	28.2	4.72	31.3	5.49
	10	15.9	2.69	19.0	3.19	22.1	3.72	23.6	4.00	25.1	4.29	28.2	4.88	31.3	5.48
	12	15.9	2.72	19.0	3.24	22.1	3.79	23.6	4.08	25.1	4.37	28.2	4.97	31.3	5.58
	14	15.9	2.77	19.0	3.30	22.1	3.85	23.6	4.14	25.1	4.44	28.2	5.06	31.3	5.69
	16	15.9	2.82	19.0	3.36	22.1	3.93	23.6	4.23	25.1	4.53	28.2	5.15	31.3	5.80
	18	15.9	2.86	19.0	3.42	22.1	4.00	23.6	4.31	25.1	4.61	28.2	5.25	31.3	5.92
	20	15.9	2.91	19.0	3.48	22.1	4.08	23.6	4.38	25.1	4.70	28.2	5.36	31.3	6.08
	21	15.9	2.94	19.0	3.51	22.1	4.11	23.6	4.43	25.1	4.74	28.2	5.42	31.3	6.29
	23	15.9	2.98	19.0	3.57	22.1	4.20	23.6	4.58	25.1	4.98	28.2	5.83	31.3	6.74
	25	15.9	3.04	19.0	3.72	22.1	4.47	23.6	4.89	25.1	5.31	28.2	6.23	31.3	7.21
	27	15.9	3.22	19.0	3.96	22.1	4.77	23.6	5.21	25.1	5.68	28.2	6.65	31.3	7.71
	29	15.9	3.42	19.0	4.20	22.1	5.07	23.6	5.55	25.1	6.04	28.2	7.09	31.3	8.23
	31	15.9	3.61	19.0	4.46	22.1	5.40	23.6	5.90	25.1	6.43	28.2	7.56	31.3	8.78
	33	15.9	3.84	19.0	4.74	22.1	5.75	23.6	6.28	25.1	6.85	28.2	8.05	31.3	9.36
	35	15.9	4.06	19.0	5.03	22.1	6.10	23.6	6.68	25.1	7.29	28.2	8.58	31.3	9.98
	37	15.9	4.29	19.0	5.33	22.1	6.49	23.2	7.11	25.1	7.75	28.2	9.14	31.3	10.63
	39	15.9	4.55	19.0	5.65	22.1	6.88	22.9	7.54	25.1	8.23	28.2	9.71	31.3	11.32
41	15.1	5.12	18.0	6.34	21.0	7.68	22.4	7.75	23.9	8.45	26.9	9.95	29.9	11.58	
43	14.2	5.34	17.5	6.61	20.2	8.10	22.0	8.24	22.7	8.77	26.4	10.20	29.0	11.87	
44	14.0	5.57	17.1	6.89	20.0	8.54	21.5	8.76	22.9	9.11	25.9	10.47	28.8	12.18	
47	13.2	7.41	16.5	9.17	19.3	8.96	20.7	8.89	22.1	9.69	25.0	11.24	27.9	13.07	
50	12.1	7.28	14.8	9.00	17.3	9.45	18.5	9.62	19.7	10.35	22.3	12.01	25.1	13.67	
52	9.5	5.72	12.8	7.12	15.9	7.93	17.5	8.41	17.5	8.13	18.0	8.02	19.0	8.23	

TC—Total capacity of outdoor unit; PI—Power input of outdoor unit															
Connection ratio	Outdoor air temp (°C DB)	Indoor air temp													
		14.0°C WB		16.0°C WB		18.0°C WB		19.0°C WB		20.0°C WB		22.0°C WB		24.0°C WB	
		20.0°C DB		23.0°C DB		26.0°C DB		27.0°C DB		28.0°C DB		30.0°C DB		32.0°C DB	
		TC	PI	TC	PI	TC	PI	TC	PI	TC	PI	TC	PI	TC	PI
		kW	kW	kW	kW	kW	kW	kW	kW	kW	kW	kW	kW	kW	
60%	-5	13.7	1.84	16.3	2.24	18.9	2.68	20.2	2.93	21.6	3.18	24.2	3.71	26.9	4.28
	0	13.7	1.84	16.3	2.24	18.9	2.69	20.2	2.93	21.6	3.18	24.2	3.72	26.9	4.29
	4	13.7	1.85	16.3	2.25	18.9	2.70	20.2	2.94	21.6	3.19	24.2	3.73	26.9	4.31
	7	13.7	1.88	16.3	2.29	18.9	2.75	20.2	3.00	21.6	3.25	24.2	3.80	26.9	4.39
	10	13.7	2.33	16.3	2.74	18.9	3.18	20.2	3.40	21.5	3.63	24.2	4.11	26.9	4.61
	12	13.7	2.38	16.3	2.78	18.9	3.24	20.2	3.46	21.5	3.69	24.2	4.18	26.9	4.68
	14	13.7	2.41	16.3	2.83	18.9	3.28	20.2	3.52	21.5	3.76	24.2	4.26	26.9	4.77
	16	13.7	2.44	16.3	2.88	18.9	3.34	20.2	3.58	21.5	3.82	24.2	4.34	26.9	4.86
	18	13.7	2.48	16.3	2.92	18.9	3.40	20.2	3.64	21.5	3.90	24.2	4.41	26.9	4.95
	20	13.7	2.51	16.3	2.98	18.9	3.46	20.2	3.72	21.5	3.97	24.2	4.50	26.9	5.06
	21	13.7	2.54	16.3	3.00	18.9	3.49	20.2	3.75	21.5	4.00	24.2	4.55	26.9	5.10
	23	13.7	2.57	16.3	3.06	18.9	3.55	20.2	3.82	21.5	4.08	24.2	4.73	26.9	5.43
	25	13.7	2.62	16.3	3.12	18.9	3.69	20.2	4.00	21.5	4.34	24.2	5.04	26.9	5.80
	27	13.7	2.72	16.3	3.30	18.9	3.93	20.2	4.28	21.5	4.62	24.2	5.37	26.9	6.19
	29	13.7	2.88	16.3	3.49	18.9	4.18	20.2	4.55	21.5	4.92	24.2	5.74	26.9	6.61
	31	13.7	3.06	16.3	3.72	18.9	4.44	20.2	4.83	21.5	5.24	24.2	6.10	26.9	7.03
	33	13.7	3.22	16.3	3.93	18.9	4.71	20.2	5.13	21.5	5.57	24.2	6.49	26.9	7.50
	35	13.7	3.42	16.3	4.17	18.9	5.00	20.2	5.45	21.5	5.92	24.2	6.91	26.9	7.98
	37	13.7	3.61	16.3	4.41	18.9	5.30	19.9	5.78	21.5	6.28	24.2	7.35	26.9	8.49
	39	13.7	3.81	16.3	4.67	18.9	5.62	19.6	6.13	21.5	6.67	24.2	7.80	26.9	9.03
41	12.9	4.31	15.5	5.25	18.0	6.30	19.2	6.32	20.5	6.86	23.0	8.02	25.6	9.26	
43	12.2	4.49	14.7	5.47	17.5	6.64	18.9	6.72	19.9	7.12	22.8	8.22	25.1	9.50	
44	12.0	4.68	14.6	5.71	17.1	7.00	18.4	7.14	19.7	7.40	22.2	8.43	24.7	9.73	
47	11.3	6.23	14.2	7.60	16.6	7.35	17.8	7.25	19.0	7.87	21.4	9.05	23.9	10.45	
50	10.4	6.12	12.7	7.46	14.8	7.75	15.8	7.85	16.9	8.40	19.1	9.67	21.5	10.93	
52	8.2	4.66	11.0	5.80	13.6	6.53	15.0	6.85	15.0	6.63	15.4	6.54	16.3	6.71	
50%	-5	11.4	1.52	13.6	1.82	15.8	2.15	16.9	2.33	18.0	2.51	20.2	2.91	22.4	3.33
	0	11.4	1.52	13.6	1.82	15.8	2.15	16.9	2.33	18.0	2.52	20.2	2.92	22.4	3.34
	4	11.4	1.53	13.6	1.83	15.8	2.16	16.9	2.34	18.0	2.53	20.2	2.93	22.4	3.35
	7	11.4	1.56	13.6	1.86	15.8	2.20	16.9	2.38	18.0	2.57	20.2	2.98	22.4	3.41
	10	11.4	2.02	13.6	2.33	15.8	2.66	16.9	2.85	18.0	3.01	20.2	3.39	22.4	3.78
	12	11.4	2.03	13.6	2.36	15.8	2.71	16.9	2.88	18.0	3.07	20.2	3.45	22.4	3.84
	14	11.4	2.06	13.6	2.39	15.8	2.74	16.9	2.94	18.0	3.12	20.2	3.51	22.4	3.91
	16	11.4	2.09	13.6	2.42	15.8	2.78	16.9	2.98	18.0	3.16	20.2	3.57	22.4	3.97
	18	11.4	2.12	13.6	2.47	15.8	2.83	16.9	3.03	18.0	3.22	20.2	3.63	22.4	4.05
	20	11.4	2.15	13.6	2.50	15.8	2.88	16.9	3.09	18.0	3.28	20.2	3.70	22.4	4.12
	21	11.4	2.17	13.6	2.53	15.8	2.91	16.9	3.10	18.0	3.31	20.2	3.73	22.4	4.17
	23	11.4	2.20	13.6	2.56	15.8	2.95	16.9	3.16	18.0	3.37	20.2	3.79	22.4	4.26
	25	11.4	2.23	13.6	2.60	15.8	3.01	16.9	3.22	18.0	3.48	20.2	3.99	22.4	4.55
	27	11.4	2.27	13.6	2.71	15.8	3.18	16.9	3.43	18.0	3.69	20.2	4.25	22.4	4.85
	29	11.4	2.39	13.6	2.86	15.8	3.37	16.9	3.64	17.9	3.93	20.2	4.52	22.4	5.16
	31	11.4	2.53	13.6	3.03	15.8	3.60	16.9	3.87	17.9	4.17	20.2	4.80	22.4	5.49
	33	11.4	2.68	13.6	3.21	15.8	3.79	16.9	4.09	17.9	4.43	20.2	5.10	22.4	5.84
	35	11.4	2.83	13.6	3.39	15.8	4.00	16.9	4.34	17.9	4.68	20.2	5.42	22.4	6.20
	37	11.4	2.98	13.6	3.58	15.8	4.25	16.6	4.59	17.9	4.97	20.2	5.75	22.4	6.59
	39	11.4	3.15	13.6	3.78	15.8	4.49	16.3	4.86	17.9	5.27	20.2	6.10	22.4	7.00
41	10.8	3.57	12.9	4.27	15.0	5.05	16.0	5.03	17.0	5.43	19.2	6.29	21.4	7.19	
43	10.2	3.72	12.2	4.48	14.6	5.31	15.7	5.39	16.7	5.64	18.7	6.45	20.8	7.38	
44	10.0	3.88	12.2	4.64	14.3	5.61	15.3	5.68	16.3	5.85	18.5	6.61	20.6	7.57	
47	9.4	5.16	11.8	6.17	13.8	5.89	14.8	5.77	15.7	6.23	17.9	7.10	19.9	8.12	
50	8.7	5.07	10.6	6.06	12.3	6.21	13.2	6.24	14.0	6.65	15.9	7.59	17.9	8.50	
52	6.8	3.71	9.2	4.62	11.3	5.19	12.5	5.45	12.5	5.27	12.8	5.20	13.6	5.34	

GMV6 HR DC Inverter VRF Units Technical Sales Guide

GMV-VQ400WM/C-X

TC—Total capacity of outdoor unit; PI—Power input of outdoor unit

Connection ratio	Outdoor air temp (°C DB)	Indoor air temp													
		14.0°C WB		16.0°C WB		18.0°C WB		19.0°C WB		20.0°C WB		22.0°C WB		24.0°C WB	
		20.0°C DB		23.0°C DB		26.0°C DB		27.0°C DB		28.0°C DB		30.0°C DB		32.0°C DB	
		TC	PI	TC	PI	TC	PI	TC	PI	TC	PI	TC	PI	TC	PI
		kW	kW	kW	kW	kW	kW	kW	kW	kW	kW	kW	kW	kW	
135%	-5	35.4	6.36	42.1	7.75	48.9	7.84	50.8	7.88	51.7	7.93	53.0	8.02	54.3	8.10
	0	35.4	6.38	42.1	7.76	48.9	7.86	50.8	7.90	51.7	7.94	53.0	8.03	54.3	8.12
	4	35.4	6.40	42.1	7.79	48.9	7.89	50.8	7.93	51.7	7.97	53.0	8.06	54.3	8.15
	7	35.4	6.52	42.1	7.94	48.9	8.03	50.8	8.07	51.7	8.12	53.0	8.21	54.3	8.30
	10	35.4	6.63	42.2	8.11	48.9	9.64	50.8	9.85	51.4	9.66	52.7	9.25	53.9	8.82
	12	35.4	6.75	42.2	8.26	48.9	9.83	50.1	9.79	50.8	9.60	51.9	9.17	53.2	9.04
	14	35.4	6.88	42.2	8.42	48.8	9.95	49.5	9.75	50.1	9.54	51.4	9.46	52.7	9.56
	16	35.4	7.00	42.2	8.59	48.2	9.91	48.8	9.83	49.3	9.87	50.6	9.97	51.9	10.07
	18	35.4	7.14	42.2	8.77	47.5	10.28	48.0	10.34	48.8	10.39	50.1	10.49	51.4	10.59
	20	35.4	7.29	42.2	9.33	46.8	10.78	47.5	10.84	48.0	10.90	49.3	11.00	50.6	11.11
	21	35.4	7.49	42.2	9.66	46.5	11.03	47.2	11.09	47.8	11.15	49.1	11.27	50.4	11.36
	23	35.4	8.03	42.2	10.36	45.9	11.54	46.5	11.60	47.0	11.66	48.3	11.77	49.6	11.89
	25	35.4	8.57	42.2	11.09	45.2	12.04	45.9	12.10	46.5	12.18	47.8	12.30	49.1	12.41
	27	35.4	9.15	42.2	11.87	44.6	10.61	45.2	12.63	45.7	12.68	47.0	12.82	48.3	12.95
	29	35.4	9.77	42.2	12.68	43.9	13.05	44.5	13.13	45.2	13.21	46.5	13.34	47.8	13.48
	31	35.4	10.43	42.0	13.42	43.2	13.58	43.9	13.65	44.5	13.71	45.7	13.87	47.0	14.02
	33	35.4	11.11	41.3	13.92	42.6	14.06	43.2	14.16	43.9	14.23	45.2	14.39	46.3	14.56
	35	35.4	11.85	40.6	14.43	41.9	14.60	42.6	14.68	43.2	14.76	44.5	14.93	45.7	15.09
	37	35.4	12.61	40.0	14.95	41.3	15.13	41.9	15.20	42.6	15.30	43.7	15.48	45.0	15.65
	39	35.4	13.42	39.3	15.46	40.6	15.63	41.3	15.73	41.9	15.83	43.2	16.00	44.5	16.19
41	33.4	14.93	38.5	18.18	39.8	18.40	40.5	17.03	41.0	17.12	42.3	17.32	43.6	17.50	
43	31.6	15.57	37.8	18.95	39.0	19.40	39.7	18.10	40.2	17.77	41.5	17.76	42.8	17.94	
44	31.1	16.23	36.5	19.77	37.9	20.44	38.7	19.23	39.4	18.45	40.7	18.22	42.1	18.41	
47	29.4	21.60	35.3	26.30	36.6	21.47	37.4	19.53	38.0	19.63	39.3	19.56	40.7	19.77	
50	26.9	21.21	31.6	25.83	32.7	22.64	33.3	21.14	33.9	20.96	35.1	20.91	36.6	20.67	
52	17.2	12.55	23.1	15.63	28.6	17.59	31.5	18.46	31.6	17.86	32.4	17.61	34.2	18.09	
120%	-5	32.7	5.67	38.8	7.33	45.2	7.79	48.3	7.83	50.8	7.87	52.0	7.96	53.2	8.04
	0	32.7	5.68	38.8	7.35	45.2	7.80	48.3	7.85	50.8	7.89	52.0	7.97	53.2	8.05
	4	32.7	5.70	38.8	7.37	45.2	7.83	48.3	7.88	50.8	7.92	52.0	8.00	53.2	8.08
	7	32.7	5.80	38.8	7.51	45.2	7.98	48.3	8.02	50.8	8.06	52.0	8.15	53.2	8.23
	10	32.7	6.05	38.8	7.39	45.2	8.79	48.3	9.50	50.6	9.91	51.8	9.52	52.9	9.15
	12	32.7	6.17	38.8	7.52	45.2	8.96	48.3	9.68	49.9	9.85	51.1	9.48	52.2	9.10
	14	32.7	6.28	38.8	7.68	45.2	9.13	48.3	9.87	49.2	9.79	50.5	9.43	51.6	9.48
	16	32.7	6.40	38.8	7.83	45.2	9.31	48.0	9.95	48.6	9.81	49.8	9.91	50.9	9.99
	18	32.7	6.52	38.8	7.99	45.2	9.64	47.3	10.28	47.9	10.32	49.1	10.41	50.4	10.51
	20	32.7	6.65	38.8	8.30	45.2	10.36	46.8	10.78	47.3	10.82	48.5	10.92	49.6	11.02
	21	32.7	6.71	38.8	8.59	45.2	10.72	46.3	11.03	46.9	11.07	48.2	11.17	49.3	11.29
	23	32.7	7.18	38.8	9.21	45.2	11.48	45.7	11.52	46.3	11.58	47.5	11.69	48.6	11.79
	25	32.7	7.66	38.8	9.85	44.5	11.99	45.0	12.02	45.6	12.08	46.9	12.20	48.0	12.31
	27	32.7	8.18	38.8	10.53	43.9	12.47	44.5	12.55	45.0	12.61	46.2	12.72	47.3	12.84
	29	32.7	8.73	38.8	11.25	43.2	12.97	43.7	13.05	44.3	13.11	45.5	13.25	46.8	13.36
	31	32.7	9.31	38.8	12.00	42.6	13.50	43.2	13.56	43.7	13.63	44.9	13.77	46.0	13.91
	33	32.7	9.91	38.8	12.82	41.9	14.00	42.4	14.08	43.0	14.14	44.2	14.29	45.3	14.43
	35	32.7	10.55	38.8	13.65	41.1	14.51	41.7	14.58	42.4	14.66	43.6	14.82	44.7	14.97
	37	32.7	11.23	38.8	14.55	40.6	15.03	41.1	15.11	41.7	15.19	42.9	15.34	44.0	15.51
	39	32.7	11.95	38.7	15.36	39.8	15.53	40.4	15.63	41.0	15.71	42.3	15.88	43.4	16.04
41	30.9	13.29	36.9	17.20	39.1	18.28	39.7	16.92	40.4	17.01	41.5	17.19	42.6	17.37	
43	29.2	13.85	35.2	17.93	38.4	19.26	38.9	17.97	39.7	17.66	40.7	17.62	41.8	17.82	
44	28.7	14.45	35.0	18.70	37.2	20.31	38.0	19.10	38.7	18.33	39.9	18.08	41.2	18.27	
47	27.1	19.23	33.8	24.89	36.0	21.32	36.6	19.40	37.3	19.50	38.6	19.41	39.8	19.61	
50	24.8	18.88	30.3	24.44	32.1	22.48	32.7	21.00	33.3	20.82	34.4	20.74	35.8	20.51	
52	16.8	12.47	22.6	15.53	28.0	17.47	30.8	18.34	31.0	17.74	31.7	17.50	33.5	17.97	

TC—Total capacity of outdoor unit; PI—Power input of outdoor unit															
Connection ratio	Outdoor air temp (°C DB)	Indoor air temp													
		14.0°C WB		16.0°C WB		18.0°C WB		19.0°C WB		20.0°C WB		22.0°C WB		24.0°C WB	
		20.0°C DB		23.0°C DB		26.0°C DB		27.0°C DB		28.0°C DB		30.0°C DB		32.0°C DB	
		TC	PI	TC	PI	TC	PI	TC	PI	TC	PI	TC	PI	TC	PI
		kW	kW	kW	kW	kW	kW	kW	kW	kW	kW	kW	kW	kW	
110%	-5	29.9	5.01	35.7	6.45	41.4	7.74	44.3	7.78	47.2	7.82	50.8	7.89	51.9	7.97
	0	29.9	5.02	35.7	6.46	41.4	7.75	44.3	7.79	47.2	7.84	50.8	7.91	51.9	7.98
	4	29.9	5.04	35.7	6.48	41.4	7.78	44.3	7.82	47.2	7.86	50.8	7.94	51.9	8.01
	7	29.9	5.13	35.7	6.60	41.4	7.93	44.3	7.97	47.2	8.01	50.8	8.09	51.9	8.16
	10	29.9	5.49	35.7	6.69	41.4	7.95	44.3	8.59	47.2	9.25	50.8	9.81	51.9	9.48
	12	29.9	5.60	35.7	6.83	41.4	8.11	44.3	8.77	47.2	9.43	50.2	9.77	51.2	9.43
	14	29.9	5.70	35.7	6.94	41.4	8.26	44.3	8.92	47.2	9.60	49.5	9.77	50.6	9.41
	16	29.9	5.80	35.7	7.08	41.4	8.42	44.3	9.10	47.2	9.79	48.9	9.83	49.9	9.93
	18	29.9	5.92	35.7	7.21	41.4	8.59	44.3	9.35	47.2	10.26	48.2	10.34	49.3	10.43
	20	29.9	6.03	35.7	7.37	41.4	9.10	44.3	10.05	46.5	10.76	47.6	10.84	48.6	10.94
	21	29.9	6.09	35.7	7.58	41.4	9.43	44.3	10.41	46.2	11.02	47.2	11.09	48.3	11.19
	23	29.9	6.38	35.7	8.13	41.4	10.10	44.3	11.17	45.5	11.50	46.6	11.62	47.6	11.71
	25	29.9	6.79	35.7	8.69	41.4	10.80	44.3	11.97	44.9	12.00	45.9	12.12	47.0	12.22
	27	29.9	7.25	35.7	9.29	41.4	11.56	43.6	12.47	44.2	12.51	45.3	12.63	46.3	12.74
	29	29.9	7.74	35.7	9.91	41.4	12.35	43.0	12.97	43.6	13.03	44.6	13.15	45.7	13.27
	31	29.9	8.24	35.7	10.57	41.4	13.19	42.3	13.48	42.9	13.54	44.0	13.65	45.0	13.79
	33	29.9	8.77	35.7	11.27	41.1	13.91	41.7	13.98	42.3	14.04	43.3	14.18	44.5	14.31
	35	29.9	9.33	35.7	12.00	40.6	14.41	41.0	14.49	41.6	14.56	42.6	14.70	43.7	14.84
	37	29.9	9.93	35.7	12.78	39.8	14.93	40.4	14.99	40.9	15.07	42.0	15.22	43.0	15.36
	39	29.9	10.55	35.7	13.61	39.1	15.44	39.7	15.51	40.3	15.59	41.3	15.75	42.4	15.90
41	28.3	11.75	33.9	15.13	38.5	18.16	39.0	16.80	39.5	16.89	40.5	17.05	41.7	17.21	
43	26.7	12.26	32.2	15.77	38.0	19.13	38.2	17.87	38.8	17.54	39.8	17.49	40.9	17.64	
44	26.3	12.78	32.1	16.45	36.7	20.17	37.3	18.98	38.0	18.21	39.0	17.93	40.2	18.10	
47	24.8	17.01	31.0	21.88	35.5	21.18	36.0	19.27	36.6	19.37	37.7	19.26	38.9	19.44	
50	22.7	16.70	27.8	21.49	31.7	22.33	32.1	20.86	32.6	20.68	33.6	20.58	35.0	20.33	
52	16.5	12.39	22.3	15.42	27.5	17.35	30.3	18.22	30.5	17.62	31.2	17.38	32.9	17.85	
100%	-5	27.2	4.38	32.4	5.61	37.7	6.99	40.0	7.73	42.9	7.77	48.2	7.84	50.9	7.91
	0	27.2	4.39	32.4	5.62	37.7	7.01	40.0	7.74	42.9	7.78	48.2	7.85	50.9	7.92
	4	27.2	4.40	32.4	5.64	37.7	7.03	40.0	7.77	42.9	7.81	48.2	7.88	50.9	7.95
	7	27.2	4.49	32.4	5.74	37.7	7.16	40.0	7.91	42.9	7.95	48.2	8.03	50.9	8.10
	10	27.2	4.96	32.4	6.03	37.7	7.13	40.0	7.70	42.9	8.32	48.2	9.41	50.9	9.78
	12	27.2	5.03	32.4	6.11	37.7	7.23	40.0	7.80	42.9	8.48	48.2	9.58	50.2	9.71
	14	27.2	5.12	32.4	6.22	37.7	7.35	40.0	7.95	42.9	8.63	48.2	9.74	49.6	9.63
	16	27.2	5.23	32.4	6.36	37.7	7.52	40.0	8.13	42.9	8.83	48.0	9.96	48.9	9.85
	18	27.2	5.35	32.4	6.50	37.7	7.66	40.0	8.28	42.9	9.00	47.3	10.15	48.3	10.31
	20	27.2	5.43	32.4	6.60	37.7	7.92	40.0	8.72	42.9	9.57	46.6	10.69	47.6	10.85
	21	27.2	5.49	32.4	6.67	37.7	8.19	40.0	9.02	42.9	9.90	46.3	11.05	47.3	11.15
	23	27.2	5.63	32.4	7.12	37.7	8.80	40.0	9.70	42.9	10.65	45.8	11.70	46.6	11.80
	25	27.2	5.99	32.4	7.58	37.7	9.37	40.0	10.32	42.9	11.39	45.0	12.12	46.0	12.23
	27	27.2	6.40	32.4	8.09	37.7	10.05	40.0	11.07	42.9	12.22	44.3	12.55	45.3	12.66
	29	27.2	6.78	32.4	8.65	37.7	10.75	40.0	11.84	42.7	12.94	43.7	13.15	44.7	13.27
	31	27.2	7.21	32.4	9.21	37.7	11.46	40.0	12.76	42.2	13.47	42.7	13.69	44.0	13.81
	33	27.2	7.67	32.4	9.81	37.7	12.22	40.0	13.50	41.4	13.96	42.5	14.08	43.4	14.21
	35	27.2	8.16	32.4	10.44	37.7	13.02	40.0	14.39	40.7	14.46	41.7	14.59	42.7	14.72
	37	27.2	8.69	32.4	11.12	37.7	13.87	39.6	14.91	40.2	14.98	41.1	15.09	42.1	15.22
	39	27.2	9.25	32.4	11.85	37.7	14.77	39.0	15.40	39.2	15.48	40.6	15.59	41.1	15.73
41	25.7	10.28	30.7	13.16	35.8	16.41	38.3	16.69	38.7	16.78	39.7	16.93	40.7	17.08	
43	24.3	10.72	29.2	13.73	35.0	17.29	37.6	17.74	38.2	17.41	38.8	17.36	40.3	17.52	
44	23.9	11.18	29.1	14.31	34.1	18.23	36.7	18.85	37.2	18.08	38.2	17.80	39.3	17.96	
47	22.6	14.87	28.2	19.04	33.0	19.14	35.4	19.14	35.8	19.23	36.9	19.12	38.0	19.29	
50	20.7	14.60	25.2	18.70	29.4	20.19	31.5	20.72	32.0	20.54	32.9	20.43	34.2	20.17	
52	16.3	11.28	21.9	14.04	27.0	15.80	29.8	16.59	29.9	16.04	30.6	15.82	32.4	16.25	

GMV6 HR DC Inverter VRF Units Technical Sales Guide

TC—Total capacity of outdoor unit; PI—Power input of outdoor unit															
Connection ratio	Outdoor air temp (°C DB)	Indoor air temp													
		14.0°C WB		16.0°C WB		18.0°C WB		19.0°C WB		20.0°C WB		22.0°C WB		24.0°C WB	
		20.0°C DB		23.0°C DB		26.0°C DB		27.0°C DB		28.0°C DB		30.0°C DB		32.0°C DB	
		TC	PI	TC	PI	TC	PI	TC	PI	TC	PI	TC	PI	TC	PI
		kW	kW	kW	kW	kW	kW	kW	kW	kW	kW	kW	kW	kW	
90%	-5	24.5	3.82	29.1	4.84	33.9	5.97	36.3	6.60	38.6	7.26	43.3	7.77	48.0	7.84
	0	24.5	3.83	29.1	4.85	33.9	5.98	36.3	6.61	38.6	7.27	43.3	7.78	48.0	7.85
	4	24.5	3.84	29.1	4.86	33.9	6.01	36.3	6.64	38.6	7.30	43.3	7.81	48.0	7.88
	7	24.5	3.91	29.1	4.95	33.9	6.12	36.3	6.76	38.6	7.43	43.3	7.96	48.0	8.03
	10	24.5	4.33	29.1	5.20	33.9	6.09	36.3	6.86	38.6	7.31	43.4	8.37	48.0	9.49
	12	24.5	4.39	29.1	5.27	33.9	6.17	36.3	6.95	38.6	7.45	43.4	8.52	48.0	9.61
	14	24.5	4.46	29.1	5.36	33.9	6.28	36.3	7.06	38.6	7.58	43.4	8.66	48.0	9.77
	16	24.5	4.57	29.1	5.48	33.9	6.42	36.3	7.22	38.6	7.75	43.4	8.86	47.9	9.96
	18	24.5	4.67	29.1	5.61	33.9	6.55	36.3	7.36	38.6	7.90	43.4	9.07	47.5	10.32
	20	24.5	4.74	29.1	5.69	33.9	6.76	36.3	7.51	38.6	8.23	43.4	9.74	46.6	10.75
	21	24.5	4.79	29.1	5.75	33.9	6.99	36.3	7.76	38.6	8.51	43.4	10.07	46.3	10.99
	23	24.5	4.91	29.1	6.14	33.9	7.52	36.3	8.34	38.6	9.11	43.4	10.82	45.6	11.56
	25	24.5	5.22	29.1	6.53	33.9	8.00	36.3	8.90	38.6	9.74	43.4	11.57	45.0	12.02
	27	24.5	5.58	29.1	6.98	33.9	8.58	36.3	9.50	38.6	10.43	43.4	12.35	44.3	12.55
	29	24.5	5.91	29.1	7.46	33.9	9.18	36.3	10.15	38.6	11.13	42.9	12.94	43.7	13.06
	31	24.5	6.29	29.1	7.94	33.9	9.79	36.3	10.84	38.6	11.88	42.2	13.41	43.0	13.59
	33	24.5	6.69	29.1	8.46	33.9	10.43	36.3	11.53	38.6	12.64	41.6	13.96	42.4	14.08
	35	24.5	7.12	29.1	9.01	33.9	11.12	36.3	12.29	38.6	13.52	40.9	14.46	41.7	14.59
	37	24.5	7.58	29.1	9.59	33.9	11.84	35.6	12.73	38.6	14.46	40.1	14.98	41.1	14.94
	39	24.5	8.07	29.1	10.22	33.9	12.61	35.1	13.15	38.6	15.33	39.6	15.54	40.4	15.50
41	23.1	8.97	27.7	11.35	32.2	14.01	34.5	14.26	36.7	15.68	38.9	16.78	39.8	16.93	
43	21.9	9.35	26.3	11.83	31.4	14.78	33.8	15.15	36.0	16.28	38.2	17.21	39.1	17.39	
44	21.5	9.75	26.2	12.34	30.7	15.57	33.0	16.10	35.2	16.90	37.4	17.65	38.4	17.81	
47	20.3	12.97	25.3	16.42	29.7	16.35	31.8	16.34	33.9	17.98	36.2	18.95	37.1	19.12	
50	18.6	12.74	22.7	16.13	26.5	17.24	28.4	17.70	30.3	19.20	32.3	20.25	33.4	19.99	
52	14.6	10.51	19.7	13.09	24.3	14.73	26.8	15.46	26.9	14.95	27.9	14.75	29.1	15.15	
80%	-5	21.8	3.30	25.9	4.07	30.2	5.06	32.2	5.57	34.2	6.09	38.6	7.23	42.7	7.74
	0	21.8	3.31	25.9	4.08	30.2	5.07	32.2	5.58	34.2	6.10	38.6	7.24	42.7	7.76
	4	21.8	3.32	25.9	4.09	30.2	5.09	32.2	5.60	34.2	6.12	38.6	7.27	42.7	7.79
	7	21.8	3.38	25.9	4.17	30.2	5.18	32.2	5.71	34.2	6.24	38.6	7.40	42.7	7.93
	10	21.8	3.94	25.9	4.71	30.2	5.55	32.2	5.97	34.3	6.40	38.5	7.31	42.7	8.49
	12	21.8	4.00	25.9	4.79	30.2	5.64	32.2	6.09	34.3	6.52	38.5	7.43	42.7	8.42
	14	21.8	4.07	25.9	4.89	30.2	5.74	32.2	6.19	34.3	6.64	38.5	7.56	42.7	8.61
	16	21.8	4.13	25.9	4.96	30.2	5.86	32.2	6.30	34.3	6.74	38.5	7.73	42.7	8.92
	18	21.8	4.21	25.9	5.06	30.2	5.99	32.2	6.44	34.3	6.87	38.5	7.91	42.7	9.54
	20	21.8	4.29	25.9	5.16	30.2	6.09	32.2	6.56	34.3	7.03	38.5	8.19	42.7	9.89
	21	21.8	4.32	25.9	5.20	30.2	6.15	32.2	6.63	34.3	7.18	38.5	8.49	42.7	10.58
	23	21.8	4.40	25.9	5.31	30.2	6.44	32.2	7.06	34.3	7.68	38.5	9.08	42.7	11.32
	25	21.8	4.54	25.9	5.64	30.2	6.88	32.2	7.54	34.3	8.20	38.5	9.72	42.7	12.08
	27	21.8	4.83	25.9	6.01	30.2	7.33	32.2	8.05	34.3	8.80	38.5	10.38	42.7	12.51
	29	21.8	5.14	25.9	6.40	30.2	7.82	32.2	8.57	34.2	9.38	38.5	11.07	42.7	12.96
	31	21.8	5.45	25.9	6.81	30.2	8.32	32.2	9.13	34.2	10.00	38.5	11.82	42.0	13.43
	33	21.8	5.80	25.9	7.58	30.2	8.86	32.2	9.73	34.2	10.65	38.5	12.61	41.4	13.92
	35	21.8	6.15	25.9	7.58	30.2	9.43	32.2	10.38	34.2	11.34	38.5	13.46	40.7	14.42
	37	21.8	6.52	25.9	8.16	30.2	10.03	31.6	11.05	34.2	12.08	38.5	14.34	40.1	14.96
	39	21.8	6.90	25.9	8.67	30.2	10.67	31.2	11.77	34.2	12.86	38.5	15.27	39.4	15.51
41	20.6	7.75	24.6	9.55	28.7	11.88	30.6	12.04	32.5	13.15	36.7	15.61	38.8	16.73	
43	19.4	8.07	23.9	9.97	27.9	12.51	30.1	12.80	31.8	13.65	36.0	16.01	38.2	17.16	
44	19.1	8.42	23.3	10.39	27.3	13.20	29.3	13.59	31.2	14.18	35.3	16.42	37.5	17.59	
47	18.1	11.21	22.5	13.82	26.4	13.86	28.3	13.80	30.1	15.08	34.1	17.63	36.2	18.89	
50	16.5	11.00	20.2	13.57	23.5	14.61	25.2	14.94	26.8	16.10	30.4	18.84	32.6	19.76	
52	13.0	8.87	17.5	11.05	21.6	12.43	23.8	13.05	23.9	12.62	24.5	12.45	25.9	12.78	

TC—Total capacity of outdoor unit; PI—Power input of outdoor unit															
Connection ratio	Outdoor air temp (°C DB)	Indoor air temp													
		14.0°C WB		16.0°C WB		18.0°C WB		19.0°C WB		20.0°C WB		22.0°C WB		24.0°C WB	
		20.0°C DB		23.0°C DB		26.0°C DB		27.0°C DB		28.0°C DB		30.0°C DB		32.0°C DB	
		TC	PI	TC	PI	TC	PI	TC	PI	TC	PI	TC	PI	TC	PI
		kW	kW	kW	kW	kW	kW	kW	kW	kW	kW	kW	kW	kW	
70%	-5	19.0	2.81	22.7	3.48	26.4	4.22	28.2	4.62	30.1	5.04	33.7	5.94	37.4	6.90
	0	19.0	2.82	22.7	3.48	26.4	4.23	28.2	4.63	30.1	5.05	33.7	5.95	37.4	6.92
	4	19.0	2.83	22.7	3.50	26.4	4.24	28.2	4.65	30.1	5.07	33.7	5.97	37.4	6.94
	7	19.0	2.88	22.7	3.56	26.4	4.32	28.2	4.74	30.1	5.16	33.7	6.08	37.4	7.07
	10	19.0	3.47	22.7	4.11	26.4	4.79	28.2	5.16	30.0	5.53	33.7	6.28	37.4	7.06
	12	19.0	3.51	22.7	4.17	26.4	4.89	28.2	5.26	30.0	5.62	33.7	6.40	37.4	7.20
	14	19.0	3.57	22.7	4.25	26.4	4.96	28.2	5.33	30.0	5.72	33.7	6.52	37.4	7.33
	16	19.0	3.63	22.7	4.32	26.4	5.06	28.2	5.45	30.0	5.84	33.7	6.63	37.4	7.47
	18	19.0	3.68	22.7	4.40	26.4	5.16	28.2	5.55	30.0	5.93	33.7	6.77	37.4	7.62
	20	19.0	3.74	22.7	4.48	26.4	5.26	28.2	5.64	30.0	6.05	33.7	6.90	37.4	7.83
	21	19.0	3.78	22.7	4.52	26.4	5.29	28.2	5.70	30.0	6.11	33.7	6.98	37.4	8.11
	23	19.0	3.84	22.7	4.60	26.4	5.41	28.2	5.90	30.0	6.42	33.7	7.51	37.4	8.69
	25	19.0	3.92	22.7	4.79	26.4	5.76	28.2	6.30	30.0	6.85	33.7	8.03	37.4	9.29
	27	19.0	4.15	22.7	5.10	26.4	6.15	28.2	6.71	30.0	7.31	33.7	8.57	37.4	9.93
	29	19.0	4.40	22.7	5.41	26.4	6.54	28.2	7.16	30.0	7.78	33.7	9.13	37.4	10.61
	31	19.0	4.65	22.7	5.74	26.4	6.96	28.2	7.60	30.0	8.28	33.7	9.74	37.4	11.31
	33	19.0	4.95	22.7	6.11	26.4	7.41	28.2	8.09	30.0	8.82	33.7	10.38	37.4	12.06
	35	19.0	5.24	22.7	6.48	26.4	7.85	28.2	8.61	30.0	9.39	33.7	11.05	37.4	12.86
	37	19.0	5.53	22.7	6.87	26.4	8.36	27.7	9.15	30.0	9.99	33.7	11.77	37.4	13.69
	39	19.0	5.86	22.7	7.27	26.4	8.86	27.3	9.72	30.0	10.61	33.7	12.51	37.4	14.58
41	18.0	6.60	21.5	8.16	25.1	9.90	26.8	9.99	28.5	10.89	32.1	12.82	35.6	14.92	
43	17.0	6.88	20.9	8.52	24.2	10.43	26.3	10.62	27.1	11.30	31.5	13.14	34.7	15.30	
44	16.7	7.17	20.4	8.87	23.9	11.00	25.7	11.28	27.4	11.73	30.9	13.49	34.4	15.69	
47	15.8	9.55	19.7	11.81	23.1	11.55	24.8	11.45	26.4	12.48	29.8	14.48	33.3	16.84	
50	14.5	9.37	17.7	11.59	20.6	12.17	22.1	12.40	23.6	13.33	26.6	15.48	29.9	17.62	
52	11.4	7.36	15.3	9.17	18.9	10.22	20.8	10.83	20.9	10.47	21.4	10.33	22.7	10.61	
60%	-5	16.3	2.36	19.4	2.88	22.6	3.46	24.2	3.77	25.8	4.09	28.9	4.78	32.1	5.52
	0	16.3	2.37	19.4	2.89	22.6	3.46	24.2	3.78	25.8	4.10	28.9	4.79	32.1	5.53
	4	16.3	2.38	19.4	2.90	22.6	3.48	24.2	3.79	25.8	4.12	28.9	4.81	32.1	5.55
	7	16.3	2.42	19.4	2.95	22.6	3.54	24.2	3.86	25.8	4.19	28.9	4.90	32.1	5.65
	10	16.3	3.01	19.4	3.53	22.6	4.09	24.2	4.38	25.7	4.67	28.9	5.29	32.1	5.93
	12	16.3	3.06	19.4	3.59	22.6	4.17	24.2	4.46	25.7	4.75	28.9	5.39	32.1	6.03
	14	16.3	3.10	19.4	3.65	22.6	4.23	24.2	4.54	25.7	4.85	28.9	5.49	32.1	6.15
	16	16.3	3.14	19.4	3.70	22.6	4.31	24.2	4.62	25.7	4.93	28.9	5.59	32.1	6.26
	18	16.3	3.20	19.4	3.76	22.6	4.38	24.2	4.69	25.7	5.02	28.9	5.68	32.1	6.38
	20	16.3	3.24	19.4	3.84	22.6	4.46	24.2	4.79	25.7	5.12	28.9	5.80	32.1	6.52
	21	16.3	3.28	19.4	3.86	22.6	4.50	24.2	4.83	25.7	5.16	28.9	5.86	32.1	6.57
	23	16.3	3.32	19.4	3.94	22.6	4.58	24.2	4.93	25.7	5.26	28.9	6.09	32.1	7.00
	25	16.3	3.37	19.4	4.01	22.6	4.75	24.2	5.16	25.7	5.59	28.9	6.50	32.1	7.47
	27	16.3	3.51	19.4	4.25	22.6	5.06	24.2	5.51	25.7	5.95	28.9	6.92	32.1	7.97
	29	16.3	3.70	19.4	4.50	22.6	5.39	24.2	5.86	25.7	6.34	28.9	7.39	32.1	8.51
	31	16.3	3.94	19.4	4.79	22.6	5.72	24.2	6.23	25.7	6.75	28.9	7.85	32.1	9.06
	33	16.3	4.15	19.4	5.06	22.6	6.07	24.2	6.61	25.7	7.18	28.9	8.36	32.1	9.66
	35	16.3	4.40	19.4	5.37	22.6	6.44	24.2	7.02	25.7	7.62	28.9	8.90	32.1	10.28
	37	16.3	4.65	19.4	5.68	22.6	6.83	23.7	7.45	25.7	8.09	28.9	9.46	32.1	10.94
	39	16.3	4.91	19.4	6.01	22.6	7.23	23.4	7.89	25.7	8.59	28.9	10.05	32.1	11.64
41	15.4	5.55	18.4	6.77	21.5	8.11	23.0	8.14	24.5	8.84	27.5	10.33	30.6	11.92	
43	14.6	5.78	17.5	7.05	20.9	8.55	22.5	8.65	23.7	9.18	27.2	10.59	29.9	12.23	
44	14.4	6.03	17.5	7.36	20.5	9.01	22.0	9.20	23.5	9.53	26.5	10.86	29.5	12.54	
47	13.5	8.03	16.9	9.79	19.8	9.46	21.2	9.34	22.6	10.14	25.6	11.66	28.6	13.46	
50	12.4	7.88	15.1	9.62	17.7	9.98	18.9	10.11	20.2	10.82	22.8	12.46	25.7	14.08	
52	9.8	6.00	13.1	7.47	16.2	8.41	17.9	8.83	18.0	8.54	18.4	8.42	19.4	8.65	

GMV6 HR DC Inverter VRF Units Technical Sales Guide

TC—Total capacity of outdoor unit; PI—Power input of outdoor unit															
Connection ratio	Outdoor air temp (°C DB)	Indoor air temp													
		14.0°C WB		16.0°C WB		18.0°C WB		19.0°C WB		20.0°C WB		22.0°C WB		24.0°C WB	
		20.0°C DB		23.0°C DB		26.0°C DB		27.0°C DB		28.0°C DB		30.0°C DB		32.0°C DB	
		TC	PI	TC	PI	TC	PI	TC	PI	TC	PI	TC	PI	TC	PI
		kW	kW	kW	kW	kW	kW	kW	kW	kW	kW	kW	kW	kW	
50%	-5	13.6	1.96	16.2	2.34	18.8	2.77	20.1	3.00	21.4	3.24	24.1	3.75	26.8	4.29
	0	13.6	1.96	16.2	2.35	18.8	2.78	20.1	3.00	21.4	3.24	24.1	3.76	26.8	4.30
	4	13.6	1.97	16.2	2.36	18.8	2.79	20.1	3.02	21.4	3.26	24.1	3.77	26.8	4.31
	7	13.6	2.01	16.2	2.40	18.8	2.84	20.1	3.07	21.4	3.32	24.1	3.84	26.8	4.39
	10	13.6	2.60	16.2	3.01	18.8	3.43	20.1	3.67	21.4	3.88	24.1	4.36	26.8	4.87
	12	13.6	2.62	16.2	3.04	18.8	3.49	20.1	3.70	21.4	3.96	24.1	4.44	26.8	4.95
	14	13.6	2.66	16.2	3.08	18.8	3.53	20.1	3.78	21.4	4.01	24.1	4.52	26.8	5.04
	16	13.6	2.70	16.2	3.12	18.8	3.59	20.1	3.84	21.4	4.07	24.1	4.60	26.8	5.12
	18	13.6	2.73	16.2	3.18	18.8	3.65	20.1	3.90	21.4	4.15	24.1	4.67	26.8	5.22
	20	13.6	2.77	16.2	3.22	18.8	3.70	20.1	3.98	21.4	4.23	24.1	4.77	26.8	5.31
	21	13.6	2.79	16.2	3.26	18.8	3.74	20.1	4.00	21.4	4.27	24.1	4.81	26.8	5.37
	23	13.6	2.83	16.2	3.30	18.8	3.80	20.1	4.07	21.4	4.34	24.1	4.89	26.8	5.49
	25	13.6	2.87	16.2	3.36	18.8	3.88	20.1	4.15	21.4	4.48	24.1	5.14	26.8	5.86
	27	13.6	2.93	16.2	3.49	18.8	4.09	20.1	4.42	21.4	4.75	24.1	5.47	26.8	6.24
	29	13.6	3.08	16.2	3.68	18.8	4.34	20.1	4.69	21.4	5.06	24.1	5.82	26.8	6.65
	31	13.6	3.26	16.2	3.90	18.8	4.64	20.1	4.98	21.4	5.37	24.1	6.19	26.8	7.08
	33	13.6	3.45	16.2	4.13	18.8	4.89	20.1	5.28	21.4	5.70	24.1	6.57	26.8	7.52
	35	13.6	3.65	16.2	4.36	18.8	5.16	20.1	5.59	21.4	6.03	24.1	6.98	26.8	7.99
	37	13.6	3.84	16.2	4.62	18.8	5.47	19.8	5.92	21.4	6.40	24.1	7.41	26.8	8.49
	39	13.6	4.05	16.2	4.87	18.8	5.78	19.5	6.26	21.4	6.79	24.1	7.85	26.8	9.02
41	12.8	4.59	15.4	5.50	17.9	6.50	19.1	6.48	20.3	7.00	22.9	8.10	25.5	9.27	
43	12.1	4.80	14.6	5.77	17.4	6.85	18.8	6.94	20.0	7.27	22.3	8.31	24.9	9.51	
44	12.0	4.99	14.6	5.98	17.1	7.22	18.3	7.32	19.5	7.54	22.1	8.52	24.6	9.75	
47	11.3	6.65	14.1	7.95	16.5	7.58	17.7	7.43	18.8	8.02	21.3	9.15	23.8	10.47	
50	10.3	6.53	12.6	7.81	14.7	8.00	15.8	8.04	16.8	8.56	19.0	9.77	21.4	10.95	
52	8.1	4.78	10.9	5.95	13.5	6.69	14.9	7.02	15.0	6.79	15.3	6.70	16.2	6.88	

GMV-VQ450WM/C-X

TC—Total capacity of outdoor unit; PI—Power input of outdoor unit															
Connection ratio	Outdoor air temp (°C DB)	Indoor air temp													
		14.0°C WB		16.0°C WB		18.0°C WB		19.0°C WB		20.0°C WB		22.0°C WB		24.0°C WB	
		20.0°C DB		23.0°C DB		26.0°C DB		27.0°C DB		28.0°C DB		30.0°C DB		32.0°C DB	
		TC	PI	TC	PI	TC	PI	TC	PI	TC	PI	TC	PI	TC	PI
		kW	kW	kW	kW	kW	kW	kW	kW	kW	kW	kW	kW	kW	
135%	-5	39.8	8.65	47.4	10.54	55.0	10.66	57.1	10.72	58.2	10.78	59.7	10.91	61.1	11.02
	0	39.8	8.67	47.4	10.56	55.0	10.68	57.1	10.74	58.2	10.80	59.7	10.93	61.1	11.04
	4	39.8	8.70	47.4	10.60	55.0	10.72	57.1	10.78	58.2	10.84	59.7	10.97	61.1	11.08
	7	39.8	8.86	47.4	10.79	55.0	10.92	57.1	10.98	58.2	11.04	59.7	11.17	61.1	11.29
	10	39.8	9.02	47.4	11.02	55.0	13.11	57.1	13.40	57.8	13.13	59.2	12.58	60.7	12.00
	12	39.8	9.18	47.4	11.24	55.0	13.37	56.3	13.32	57.1	13.06	58.4	12.48	59.9	12.29
	14	39.8	9.36	47.4	11.45	54.9	13.53	55.7	13.27	56.3	12.98	57.8	12.87	59.2	13.00
	16	39.8	9.52	47.4	11.68	54.2	13.48	54.9	13.37	55.5	13.42	57.0	13.56	58.4	13.69
	18	39.8	9.71	47.4	11.92	53.4	13.98	54.1	14.06	54.9	14.14	56.3	14.27	57.8	14.40
	20	39.8	9.92	47.4	12.69	52.6	14.66	53.4	14.74	54.1	14.82	55.5	14.95	57.0	15.11
	21	39.8	10.18	47.4	13.13	52.3	15.01	53.1	15.09	53.7	15.17	55.2	15.32	56.6	15.46
	23	39.8	10.92	47.4	14.08	51.6	15.69	52.3	15.77	52.9	15.85	54.4	16.01	55.8	16.17
	25	39.8	11.66	47.4	15.09	50.8	16.38	51.6	16.46	52.3	16.56	53.7	16.72	55.2	16.88
	27	39.8	12.45	47.4	16.14	50.2	14.43	50.8	17.17	51.5	17.25	52.9	17.43	54.4	17.62
	29	39.8	13.29	47.4	17.25	49.4	17.75	50.0	17.86	50.8	17.96	52.3	18.15	53.7	18.33
	31	39.8	14.19	47.3	18.25	48.6	18.46	49.4	18.57	50.0	18.65	51.5	18.86	52.9	19.07
	33	39.8	15.11	46.4	18.94	47.9	19.12	48.6	19.25	49.4	19.36	50.8	19.57	52.1	19.81
	35	39.8	16.11	45.6	19.62	47.1	19.86	47.9	19.97	48.6	20.07	50.0	20.31	51.5	20.52
	37	39.8	17.14	45.0	20.33	46.4	20.57	47.1	20.68	47.9	20.81	49.2	21.05	50.7	21.28
	39	39.8	18.25	44.2	21.02	45.6	21.26	46.4	21.39	47.1	21.52	48.6	21.76	50.0	22.02
41	37.6	20.30	43.4	24.72	44.7	25.02	45.5	23.16	46.2	23.28	47.6	23.56	49.0	23.80	
43	35.6	21.17	42.5	25.77	43.9	26.38	44.6	24.61	45.3	24.17	46.7	24.15	48.1	24.40	
44	35.0	22.08	41.1	26.88	42.6	27.80	43.6	26.15	44.3	25.09	45.8	24.78	47.3	25.03	
47	33.0	29.38	39.7	35.77	41.2	29.19	42.1	26.55	42.7	26.69	44.3	26.60	45.8	26.88	
50	30.3	28.85	35.6	35.12	36.8	30.78	37.5	28.75	38.1	28.50	39.5	28.43	41.2	28.11	
52	19.3	17.07	26.0	21.25	32.2	23.92	35.4	25.11	35.6	24.28	36.4	23.96	38.5	24.60	

TC—Total capacity of outdoor unit; PI—Power input of outdoor unit															
Connection ratio	Outdoor air temp (°C DB)	Indoor air temp													
		14.0°C WB		16.0°C WB		18.0°C WB		19.0°C WB		20.0°C WB		22.0°C WB		24.0°C WB	
		20.0°C DB		23.0°C DB		26.0°C DB		27.0°C DB		28.0°C DB		30.0°C DB		32.0°C DB	
		TC	PI	TC	PI	TC	PI	TC	PI	TC	PI	TC	PI	TC	PI
		kW	kW	kW	kW	kW	kW	kW	kW	kW	kW	kW	kW	kW	
120%	-5	36.7	7.70	43.7	9.97	50.8	10.59	54.4	10.65	57.2	10.71	58.5	10.82	59.8	10.93
	0	36.7	7.72	43.7	9.99	50.8	10.61	54.4	10.67	57.2	10.73	58.5	10.84	59.8	10.95
	4	36.7	7.75	43.7	10.03	50.8	10.65	54.4	10.71	57.2	10.77	58.5	10.88	59.8	11.00
	7	36.7	7.89	43.7	10.21	50.8	10.85	54.4	10.91	57.2	10.97	58.5	11.08	59.8	11.20
	10	36.7	8.23	43.7	10.05	50.8	11.95	54.4	12.92	57.0	13.48	58.3	12.95	59.6	12.45
	12	36.7	8.39	43.7	10.23	50.8	12.19	54.4	13.16	56.2	13.40	57.5	12.90	58.7	12.37
	14	36.7	8.55	43.7	10.44	50.8	12.42	54.4	13.42	55.3	13.32	56.8	12.82	58.1	12.90
	16	36.7	8.70	43.7	10.66	50.8	12.66	54.1	13.53	54.7	13.35	56.0	13.48	57.3	13.58
	18	36.7	8.86	43.7	10.87	50.8	13.11	53.2	13.98	53.9	14.03	55.2	14.16	56.6	14.30
	20	36.7	9.05	43.7	11.29	50.8	14.08	52.6	14.66	53.2	14.72	54.5	14.85	55.8	14.98
	21	36.7	9.13	43.7	11.68	50.8	14.59	52.1	15.01	52.8	15.06	54.2	15.19	55.5	15.35
	23	36.7	9.76	43.7	12.53	50.8	15.61	51.5	15.67	52.1	15.75	53.4	15.90	54.7	16.04
	25	36.7	10.42	43.7	13.40	50.0	16.30	50.7	16.35	51.3	16.43	52.8	16.59	54.1	16.75
	27	36.7	11.13	43.7	14.32	49.4	16.96	50.0	17.06	50.7	17.14	52.0	17.30	53.2	17.46
	29	36.7	11.87	43.7	15.30	48.6	17.64	49.2	17.75	49.8	17.83	51.1	18.01	52.6	18.17
	31	36.7	12.66	43.7	16.33	47.9	18.36	48.6	18.44	49.2	18.54	50.5	18.73	51.8	18.91
	33	36.7	13.48	43.7	17.43	47.1	19.04	47.7	19.15	48.4	19.23	49.7	19.44	51.0	19.62
	35	36.7	14.35	43.7	18.57	46.3	19.73	46.9	19.83	47.7	19.94	49.0	20.15	50.3	20.36
	37	36.7	15.27	43.7	19.78	45.6	20.44	46.3	20.55	46.9	20.65	48.2	20.86	49.5	21.10
	39	36.7	16.25	43.5	20.89	44.8	21.13	45.5	21.26	46.1	21.36	47.6	21.60	48.9	21.81
41	34.7	18.08	41.5	23.40	44.0	24.86	44.6	23.01	45.4	23.13	46.7	23.37	48.0	23.62	
43	32.8	18.84	39.6	24.39	43.1	26.19	43.8	24.44	44.7	24.01	45.8	23.97	47.1	24.23	
44	32.3	19.66	39.3	25.44	41.9	27.62	42.7	25.98	43.6	24.92	44.9	24.58	46.3	24.84	
47	30.5	26.16	38.0	33.85	40.5	29.00	41.2	26.38	42.0	26.52	43.4	26.40	44.8	26.67	
50	27.9	25.68	34.1	33.24	36.1	30.58	36.7	28.56	37.5	28.31	38.7	28.21	40.3	27.89	
52	18.9	16.96	25.5	21.11	31.5	23.76	34.7	24.95	34.9	24.12	35.7	23.80	37.7	24.43	
110%	-5	33.7	6.81	40.1	8.77	46.6	10.52	49.8	10.58	53.1	10.64	57.2	10.74	58.4	10.83
	0	33.7	6.83	40.1	8.78	46.6	10.54	49.8	10.60	53.1	10.66	57.2	10.76	58.4	10.86
	4	33.7	6.85	40.1	8.82	46.6	10.58	49.8	10.64	53.1	10.70	57.2	10.80	58.4	10.90
	7	33.7	6.98	40.1	8.98	46.6	10.78	49.8	10.84	53.1	10.89	57.2	11.00	58.4	11.10
	10	33.7	7.46	40.1	9.10	46.6	10.81	49.8	11.68	53.1	12.58	57.1	13.35	58.4	12.90
	12	33.7	7.62	40.1	9.28	46.6	11.02	49.8	11.92	53.1	12.82	56.5	13.29	57.6	12.82
	14	33.7	7.75	40.1	9.44	46.6	11.24	49.8	12.13	53.1	13.06	55.7	13.29	57.0	12.79
	16	33.7	7.89	40.1	9.63	46.6	11.45	49.8	12.37	53.1	13.32	55.0	13.37	56.2	13.50
	18	33.7	8.04	40.1	9.81	46.6	11.68	49.8	12.71	53.1	13.95	54.2	14.06	55.5	14.19
	20	33.7	8.20	40.1	10.02	46.6	12.37	49.8	13.66	52.3	14.64	53.6	14.74	54.7	14.88
	21	33.7	8.28	40.1	10.31	46.6	12.82	49.8	14.16	52.0	14.98	53.1	15.09	54.4	15.22
	23	33.7	8.68	40.1	11.05	46.6	13.74	49.8	15.19	51.1	15.64	52.4	15.80	53.6	15.93
	25	33.7	9.23	40.1	11.82	46.6	14.69	49.8	16.27	50.5	16.33	51.6	16.48	52.9	16.62
	27	33.7	9.86	40.1	12.63	46.6	15.72	49.0	16.96	49.7	17.01	51.0	17.17	52.1	17.33
	29	33.7	10.52	40.1	13.48	46.6	16.80	48.4	17.64	49.0	17.72	50.2	17.88	51.5	18.04
	31	33.7	11.21	40.1	14.37	46.6	17.93	47.6	18.33	48.2	18.41	49.5	18.57	50.7	18.75
	33	33.7	11.92	40.1	15.32	46.3	18.91	46.9	19.02	47.6	19.10	48.7	19.28	50.0	19.46
	35	33.7	12.69	40.1	16.33	45.6	19.60	46.1	19.70	46.8	19.81	47.9	19.99	49.2	20.18
	37	33.7	13.50	40.1	17.38	44.8	20.31	45.5	20.39	46.0	20.49	47.3	20.70	48.4	20.89
	39	33.7	14.35	40.1	18.52	44.0	20.99	44.7	21.10	45.3	21.21	46.4	21.42	47.7	21.63
41	31.8	15.98	38.1	20.57	43.4	24.69	43.8	22.85	44.5	22.98	45.6	23.19	46.9	23.40	
43	30.1	16.67	36.2	21.45	42.7	26.02	43.0	24.30	43.7	23.85	44.8	23.78	46.0	23.99	
44	29.6	17.38	36.1	22.37	41.3	27.43	42.0	25.81	42.7	24.76	43.9	24.39	45.3	24.62	
47	27.9	23.13	34.9	29.76	39.9	28.81	40.5	26.20	41.2	26.34	42.4	26.19	43.8	26.43	
50	25.6	22.71	31.3	29.22	35.6	30.37	36.1	28.37	36.7	28.13	37.8	27.99	39.4	27.64	
52	18.6	16.85	25.0	20.97	31.0	23.60	34.1	24.78	34.3	23.96	35.1	23.64	37.1	24.27	

GMV6 HR DC Inverter VRF Units Technical Sales Guide

TC—Total capacity of outdoor unit; PI—Power input of outdoor unit															
Connection ratio	Outdoor air temp (°C DB)	Indoor air temp													
		14.0°C WB		16.0°C WB		18.0°C WB		19.0°C WB		20.0°C WB		22.0°C WB		24.0°C WB	
		20.0°C DB		23.0°C DB		26.0°C DB		27.0°C DB		28.0°C DB		30.0°C DB		32.0°C DB	
		TC	PI	TC	PI	TC	PI	TC	PI	TC	PI	TC	PI	TC	PI
		kW	kW	kW	kW	kW	kW	kW	kW	kW	kW	kW	kW	kW	kW
100%	-5	30.6	5.96	36.4	7.63	42.4	9.51	45.0	10.51	48.2	10.56	54.2	10.66	57.3	10.75
	0	30.6	5.97	36.4	7.64	42.4	9.53	45.0	10.53	48.2	10.58	54.2	10.68	57.3	10.77
	4	30.6	5.99	36.4	7.67	42.4	9.56	45.0	10.57	48.2	10.62	54.2	10.72	57.3	10.81
	7	30.6	6.10	36.4	7.81	42.4	9.74	45.0	10.76	48.2	10.82	54.2	10.91	57.3	11.01
	10	30.6	6.75	36.4	8.20	42.4	9.70	45.0	10.48	48.2	11.31	54.2	12.80	57.3	13.31
	12	30.6	6.84	36.4	8.31	42.4	9.83	45.0	10.61	48.2	11.53	54.2	13.02	56.5	13.20
	14	30.6	6.96	36.4	8.46	42.4	10.00	45.0	10.81	48.2	11.74	54.2	13.25	55.8	13.10
	16	30.6	7.12	36.4	8.65	42.4	10.22	45.0	11.05	48.2	12.01	54.0	13.55	55.0	13.39
	18	30.6	7.28	36.4	8.84	42.4	10.42	45.0	11.27	48.2	12.24	53.2	13.81	54.4	14.02
	20	30.6	7.39	36.4	8.97	42.4	10.77	45.0	11.86	48.2	13.02	52.4	14.54	53.6	14.76
	21	30.6	7.46	36.4	9.06	42.4	11.13	45.0	12.26	48.2	13.47	52.1	15.03	53.2	15.17
	23	30.6	7.65	36.4	9.68	42.4	11.97	45.0	13.19	48.2	14.48	51.5	15.91	52.4	16.05
	25	30.6	8.14	36.4	10.30	42.4	12.74	45.0	14.03	48.2	15.49	50.7	16.49	51.8	16.63
	27	30.6	8.70	36.4	11.01	42.4	13.67	45.0	15.05	48.2	16.62	49.8	17.07	51.0	17.22
	29	30.6	9.21	36.4	11.76	42.4	14.62	45.0	16.10	48.1	17.60	49.2	17.89	50.3	18.05
	31	30.6	9.80	36.4	12.52	42.4	15.58	45.0	17.35	47.5	18.32	48.0	18.61	49.5	18.78
	33	30.6	10.43	36.4	13.34	42.4	16.61	45.0	18.36	46.6	18.98	47.8	19.15	48.8	19.32
	35	30.6	11.09	36.4	14.20	42.4	17.71	45.0	19.57	45.8	19.67	46.9	19.84	48.0	20.02
	37	30.6	11.81	36.4	15.13	42.4	18.86	44.5	20.27	45.2	20.38	46.2	20.52	47.4	20.70
	39	30.6	12.58	36.4	16.11	42.4	20.09	43.9	20.94	44.1	21.05	45.6	21.20	46.2	21.39
41	28.9	13.98	34.6	17.90	40.3	22.32	43.1	22.70	43.6	22.81	44.6	23.02	45.8	23.23	
43	27.3	14.57	32.9	18.67	39.3	23.52	42.3	24.13	43.0	23.68	43.7	23.61	45.3	23.82	
44	26.9	15.20	32.8	19.46	38.4	24.80	41.2	25.64	41.8	24.58	43.0	24.21	44.2	24.43	
47	25.4	20.22	31.7	25.89	37.1	26.03	39.8	26.03	40.3	26.16	41.5	26.00	42.8	26.23	
50	23.2	19.86	28.4	25.43	33.1	27.45	35.5	28.18	36.0	27.93	37.1	27.78	38.4	27.43	
52	18.3	15.34	24.6	19.09	30.4	21.48	33.5	22.56	33.7	21.81	34.5	21.52	36.4	22.10	
90%	-5	27.5	5.20	32.8	6.58	38.2	8.12	40.8	8.97	43.4	9.87	48.7	10.56	54.1	10.66
	0	27.5	5.21	32.8	6.59	38.2	8.14	40.8	8.99	43.4	9.89	48.7	10.58	54.1	10.68
	4	27.5	5.23	32.8	6.62	38.2	8.17	40.8	9.02	43.4	9.93	48.7	10.62	54.1	10.72
	7	27.5	5.32	32.8	6.74	38.2	8.32	40.8	9.19	43.4	10.11	48.7	10.82	54.1	10.92
	10	27.5	5.89	32.8	7.08	38.2	8.29	40.8	9.33	43.4	9.94	48.8	11.39	54.0	12.90
	12	27.5	5.97	32.8	7.17	38.2	8.39	40.8	9.46	43.4	10.13	48.8	11.58	54.0	13.07
	14	27.5	6.07	32.8	7.29	38.2	8.54	40.8	9.60	43.4	10.31	48.8	11.78	54.0	13.28
	16	27.5	6.21	32.8	7.46	38.2	8.73	40.8	9.82	43.4	10.54	48.8	12.05	53.9	13.54
	18	27.5	6.35	32.8	7.62	38.2	8.90	40.8	10.01	43.4	10.74	48.8	12.33	53.4	14.03
	20	27.5	6.44	32.8	7.74	38.2	9.20	40.8	10.21	43.4	11.19	48.8	13.25	52.4	14.62
	21	27.5	6.51	32.8	7.82	38.2	9.51	40.8	10.55	43.4	11.57	48.8	13.70	52.1	14.94
	23	27.5	6.68	32.8	8.35	38.2	10.22	40.8	11.35	43.4	12.39	48.8	14.71	51.3	15.71
	25	27.5	7.10	32.8	8.89	38.2	10.88	40.8	12.11	43.4	13.25	48.8	15.74	50.7	16.35
	27	27.5	7.59	32.8	9.49	38.2	11.67	40.8	12.92	43.4	14.19	48.8	16.79	49.8	17.07
	29	27.5	8.04	32.8	10.14	38.2	12.48	40.8	13.81	43.4	15.14	48.2	17.60	49.2	17.76
	31	27.5	8.55	32.8	10.80	38.2	13.31	40.8	14.74	43.4	16.16	47.4	18.24	48.4	18.48
	33	27.5	9.10	32.8	11.50	38.2	14.19	40.8	15.68	43.4	17.19	46.8	18.98	47.7	19.15
	35	27.5	9.68	32.8	12.25	38.2	15.13	40.8	16.71	43.4	18.38	46.0	19.67	46.9	19.85
	37	27.5	10.31	32.8	13.05	38.2	16.11	40.1	17.31	43.4	19.67	45.2	20.38	46.3	20.32
	39	27.5	10.98	32.8	13.90	38.2	17.16	39.5	17.89	43.4	20.85	44.5	21.13	45.5	21.08
41	26.0	12.19	31.1	15.44	36.3	19.06	38.8	19.39	41.3	21.33	43.8	22.82	44.7	23.02	
43	24.6	12.71	29.6	16.09	35.3	20.10	38.0	20.60	40.5	22.14	43.0	23.40	44.0	23.65	
44	24.2	13.26	29.5	16.78	34.5	21.18	37.1	21.89	39.6	22.98	42.1	24.00	43.2	24.21	
47	22.8	17.64	28.5	22.33	33.4	22.23	35.8	22.23	38.2	24.45	40.7	25.77	41.8	26.00	
50	20.9	17.32	25.6	21.93	29.8	23.44	31.9	24.07	34.1	26.11	36.3	27.54	37.5	27.19	
52	16.5	14.30	22.1	17.80	27.4	20.03	30.2	21.03	30.3	20.34	31.4	20.06	32.8	20.60	

TC—Total capacity of outdoor unit; PI—Power input of outdoor unit															
Connection ratio	Outdoor air temp (°C DB)	Indoor air temp													
		14.0°C WB		16.0°C WB		18.0°C WB		19.0°C WB		20.0°C WB		22.0°C WB		24.0°C WB	
		20.0°C DB		23.0°C DB		26.0°C DB		27.0°C DB		28.0°C DB		30.0°C DB		32.0°C DB	
		TC	PI	TC	PI	TC	PI	TC	PI	TC	PI	TC	PI	TC	PI
		kW	kW	kW	kW	kW	kW	kW	kW	kW	kW	kW	kW	kW	
80%	-5	24.5	4.49	29.1	5.54	33.9	6.88	36.3	7.58	38.5	8.28	43.4	9.83	48.1	10.53
	0	24.5	4.50	29.1	5.55	33.9	6.90	36.3	7.59	38.5	8.30	43.4	9.85	48.1	10.55
	4	24.5	4.51	29.1	5.57	33.9	6.92	36.3	7.62	38.5	8.33	43.4	9.89	48.1	10.59
	7	24.5	4.60	29.1	5.67	33.9	7.05	36.3	7.76	38.5	8.48	43.4	10.07	48.1	10.79
	10	24.5	5.35	29.1	6.41	33.9	7.54	36.3	8.12	38.6	8.70	43.4	9.94	48.1	11.54
	12	24.5	5.43	29.1	6.51	33.9	7.68	36.3	8.28	38.6	8.87	43.4	10.11	48.1	11.45
	14	24.5	5.54	29.1	6.65	33.9	7.81	36.3	8.41	38.6	9.03	43.4	10.28	48.1	11.71
	16	24.5	5.62	29.1	6.75	33.9	7.97	36.3	8.57	38.6	9.17	43.4	10.52	48.1	12.13
	18	24.5	5.72	29.1	6.88	33.9	8.14	36.3	8.76	38.6	9.34	43.4	10.75	48.1	12.97
	20	24.5	5.83	29.1	7.02	33.9	8.28	36.3	8.91	38.6	9.55	43.4	11.14	48.1	13.44
	21	24.5	5.88	29.1	7.07	33.9	8.36	36.3	9.02	38.6	9.77	43.4	11.55	48.1	14.39
	23	24.5	5.99	29.1	7.23	33.9	8.76	36.3	9.60	38.6	10.45	43.4	12.35	48.1	15.39
	25	24.5	6.17	29.1	7.68	33.9	9.36	36.3	10.26	38.6	11.15	43.4	13.22	48.1	16.43
	27	24.5	6.57	29.1	8.18	33.9	9.97	36.3	10.95	38.6	11.96	43.4	14.11	48.1	17.01
	29	24.5	6.99	29.1	8.70	33.9	10.63	36.3	11.66	38.5	12.75	43.4	15.06	48.1	17.62
	31	24.5	7.41	29.1	9.26	33.9	11.31	36.3	12.42	38.5	13.60	43.4	16.07	47.3	18.26
	33	24.5	7.89	29.1	10.31	33.9	12.05	36.3	13.24	38.5	14.48	43.4	17.15	46.6	18.93
	35	24.5	8.36	29.1	10.31	33.9	12.82	36.3	14.11	38.5	15.42	43.4	18.31	45.8	19.61
	37	24.5	8.86	29.1	11.10	33.9	13.64	35.6	15.03	38.5	16.42	43.4	19.50	45.2	20.34
	39	24.5	9.39	29.1	11.79	33.9	14.51	35.1	16.00	38.5	17.49	43.4	20.76	44.3	21.09
41	23.1	10.53	27.7	12.99	32.2	16.15	34.5	16.37	36.6	17.89	41.3	21.24	43.6	22.75	
43	21.9	10.98	26.9	13.56	31.4	17.01	33.8	17.40	35.8	18.57	40.5	21.78	43.0	23.33	
44	21.5	11.45	26.2	14.13	30.7	17.95	33.0	18.48	35.1	19.28	39.7	22.33	42.1	23.93	
47	20.3	15.24	25.3	18.80	29.7	18.84	31.8	18.77	33.8	20.51	38.4	23.98	40.8	25.69	
50	18.6	14.97	22.7	18.46	26.5	19.87	28.4	20.32	30.2	21.90	34.3	25.63	36.6	26.87	
52	14.6	12.07	19.7	15.02	24.3	16.90	26.8	17.75	26.9	17.16	27.6	16.93	29.1	17.38	
70%	-5	21.4	3.82	25.5	4.73	29.7	5.74	31.7	6.29	33.8	6.85	37.9	8.07	42.1	9.39
	0	21.4	3.83	25.5	4.74	29.7	5.75	31.7	6.30	33.8	6.87	37.9	8.09	42.1	9.41
	4	21.4	3.85	25.5	4.76	29.7	5.77	31.7	6.32	33.8	6.89	37.9	8.12	42.1	9.44
	7	21.4	3.92	25.5	4.85	29.7	5.87	31.7	6.44	33.8	7.02	37.9	8.27	42.1	9.62
	10	21.4	4.72	25.5	5.59	29.7	6.51	31.7	7.02	33.8	7.52	37.9	8.55	42.1	9.60
	12	21.4	4.77	25.5	5.67	29.7	6.65	31.7	7.15	33.8	7.65	37.9	8.70	42.1	9.79
	14	21.4	4.85	25.5	5.78	29.7	6.75	31.7	7.25	33.8	7.78	37.9	8.86	42.1	9.97
	16	21.4	4.93	25.5	5.88	29.7	6.88	31.7	7.41	33.8	7.94	37.9	9.02	42.1	10.15
	18	21.4	5.01	25.5	5.99	29.7	7.02	31.7	7.54	33.8	8.07	37.9	9.20	42.1	10.37
	20	21.4	5.09	25.5	6.09	29.7	7.15	31.7	7.68	33.8	8.23	37.9	9.39	42.1	10.66
	21	21.4	5.14	25.5	6.15	29.7	7.20	31.7	7.75	33.8	8.31	37.9	9.49	42.1	11.02
	23	21.4	5.22	25.5	6.25	29.7	7.36	31.7	8.02	33.8	8.73	37.9	10.21	42.1	11.82
	25	21.4	5.33	25.5	6.51	29.7	7.83	31.7	8.57	33.8	9.31	37.9	10.92	42.1	12.63
	27	21.4	5.64	25.5	6.94	29.7	8.36	31.7	9.13	33.8	9.94	37.9	11.66	42.1	13.50
	29	21.4	5.99	25.5	7.36	29.7	8.89	31.7	9.73	33.8	10.58	37.9	12.42	42.1	14.43
	31	21.4	6.33	25.5	7.81	29.7	9.47	31.7	10.34	33.8	11.26	37.9	13.24	42.1	15.38
	33	21.4	6.73	25.5	8.31	29.7	10.08	31.7	11.00	33.8	12.00	37.9	14.11	42.1	16.41
	35	21.4	7.12	25.5	8.81	29.7	10.68	31.7	11.71	33.8	12.77	37.9	15.03	42.1	17.49
	37	21.4	7.52	25.5	9.34	29.7	11.37	31.2	12.45	33.8	13.58	37.9	16.01	42.1	18.62
	39	21.4	7.97	25.5	9.89	29.7	12.05	30.7	13.21	33.8	14.43	37.9	17.01	42.1	19.83
41	20.2	8.97	24.2	11.10	28.2	13.46	30.2	13.58	32.1	14.81	36.1	17.44	40.1	20.28	
43	19.1	9.35	23.5	11.58	27.2	14.18	29.6	14.44	30.5	15.36	35.4	17.88	39.0	20.80	
44	18.8	9.76	22.9	12.07	26.9	14.95	28.9	15.34	30.8	15.96	34.8	18.34	38.7	21.33	
47	17.8	12.98	22.2	16.06	26.0	15.70	27.9	15.57	29.7	16.98	33.6	19.69	37.4	22.91	
50	16.3	12.75	19.9	15.77	23.2	16.56	24.8	16.86	26.5	18.13	30.0	21.05	33.7	23.96	
52	12.8	10.01	17.2	12.47	21.3	13.90	23.5	14.73	23.6	14.24	24.1	14.05	25.5	14.43	

GMV6 HR DC Inverter VRF Units Technical Sales Guide

TC—Total capacity of outdoor unit; PI—Power input of outdoor unit															
Connection ratio	Outdoor air temp (°C DB)	Indoor air temp													
		14.0°C WB		16.0°C WB		18.0°C WB		19.0°C WB		20.0°C WB		22.0°C WB		24.0°C WB	
		20.0°C DB		23.0°C DB		26.0°C DB		27.0°C DB		28.0°C DB		30.0°C DB		32.0°C DB	
		TC	PI	TC	PI	TC	PI	TC	PI	TC	PI	TC	PI	TC	PI
		kW	kW	kW	kW	kW	kW	kW	kW	kW	kW	kW	kW	kW	
60%	-5	18.4	3.22	21.8	3.92	25.4	4.70	27.2	5.13	29.0	5.57	32.5	6.50	36.1	7.51
	0	18.4	3.22	21.8	3.93	25.4	4.71	27.2	5.14	29.0	5.58	32.5	6.51	36.1	7.52
	4	18.4	3.23	21.8	3.95	25.4	4.73	27.2	5.16	29.0	5.60	32.5	6.54	36.1	7.55
	7	18.4	3.29	21.8	4.02	25.4	4.82	27.2	5.25	29.0	5.70	32.5	6.66	36.1	7.69
	10	18.4	4.09	21.8	4.80	25.4	5.57	27.2	5.96	28.9	6.36	32.5	7.20	36.1	8.07
	12	18.4	4.17	21.8	4.88	25.4	5.67	27.2	6.07	28.9	6.46	32.5	7.33	36.1	8.20
	14	18.4	4.22	21.8	4.96	25.4	5.75	27.2	6.17	28.9	6.59	32.5	7.46	36.1	8.36
	16	18.4	4.27	21.8	5.04	25.4	5.86	27.2	6.28	28.9	6.70	32.5	7.60	36.1	8.52
	18	18.4	4.35	21.8	5.12	25.4	5.96	27.2	6.38	28.9	6.83	32.5	7.73	36.1	8.68
	20	18.4	4.40	21.8	5.22	25.4	6.07	27.2	6.51	28.9	6.96	32.5	7.89	36.1	8.86
	21	18.4	4.46	21.8	5.25	25.4	6.12	27.2	6.57	28.9	7.02	32.5	7.97	36.1	8.94
	23	18.4	4.51	21.8	5.35	25.4	6.22	27.2	6.70	28.9	7.15	32.5	8.28	36.1	9.52
	25	18.4	4.59	21.8	5.46	25.4	6.46	27.2	7.02	28.9	7.60	32.5	8.84	36.1	10.15
	27	18.4	4.77	21.8	5.78	25.4	6.88	27.2	7.49	28.9	8.10	32.5	9.42	36.1	10.84
	29	18.4	5.04	21.8	6.12	25.4	7.33	27.2	7.97	28.9	8.62	32.5	10.05	36.1	11.58
	31	18.4	5.35	21.8	6.51	25.4	7.78	27.2	8.47	28.9	9.18	32.5	10.68	36.1	12.32
	33	18.4	5.64	21.8	6.88	25.4	8.26	27.2	8.99	28.9	9.76	32.5	11.37	36.1	13.13
	35	18.4	5.99	21.8	7.31	25.4	8.76	27.2	9.55	28.9	10.37	32.5	12.11	36.1	13.98
	37	18.4	6.33	21.8	7.73	25.4	9.28	26.7	10.13	28.9	11.00	32.5	12.87	36.1	14.88
	39	18.4	6.67	21.8	8.18	25.4	9.84	26.3	10.73	28.9	11.68	32.5	13.66	36.1	15.82
41	17.3	7.54	20.8	9.21	24.2	11.03	25.8	11.08	27.5	12.02	31.0	14.04	34.4	16.22	
43	16.4	7.87	19.7	9.59	23.5	11.63	25.4	11.77	26.7	12.48	30.6	14.40	33.7	16.64	
44	16.2	8.20	19.7	10.01	23.0	12.26	24.7	12.51	26.4	12.96	29.8	14.77	33.2	17.05	
47	15.2	10.91	19.0	13.32	22.3	12.87	23.9	12.70	25.5	13.79	28.8	15.86	32.1	18.31	
50	13.9	10.72	17.0	13.08	19.9	13.57	21.3	13.75	22.7	14.72	25.7	16.95	28.9	19.15	
52	11.0	8.16	14.8	10.16	18.3	11.44	20.1	12.01	20.2	11.61	20.7	11.46	21.8	11.76	
50%	-5	15.3	2.66	18.2	3.19	21.2	3.77	22.7	4.08	24.1	4.40	27.1	5.10	30.1	5.84
	0	15.3	2.67	18.2	3.19	21.2	3.77	22.7	4.09	24.1	4.41	27.1	5.11	30.1	5.85
	4	15.3	2.68	18.2	3.20	21.2	3.79	22.7	4.10	24.1	4.43	27.1	5.13	30.1	5.87
	7	15.3	2.73	18.2	3.26	21.2	3.86	22.7	4.18	24.1	4.51	27.1	5.22	30.1	5.98
	10	15.3	3.53	18.2	4.09	21.2	4.67	22.7	4.98	24.1	5.27	27.1	5.93	30.1	6.62
	12	15.3	3.56	18.2	4.14	21.2	4.75	22.7	5.04	24.1	5.38	27.1	6.04	30.1	6.73
	14	15.3	3.61	18.2	4.19	21.2	4.80	22.7	5.14	24.1	5.46	27.1	6.15	30.1	6.86
	16	15.3	3.67	18.2	4.25	21.2	4.88	22.7	5.22	24.1	5.54	27.1	6.25	30.1	6.96
	18	15.3	3.72	18.2	4.33	21.2	4.96	22.7	5.30	24.1	5.64	27.1	6.36	30.1	7.09
	20	15.3	3.77	18.2	4.38	21.2	5.04	22.7	5.41	24.1	5.75	27.1	6.49	30.1	7.23
	21	15.3	3.80	18.2	4.43	21.2	5.09	22.7	5.43	24.1	5.80	27.1	6.54	30.1	7.31
	23	15.3	3.85	18.2	4.48	21.2	5.17	22.7	5.54	24.1	5.91	27.1	6.65	30.1	7.46
	25	15.3	3.90	18.2	4.56	21.2	5.27	22.7	5.64	24.1	6.09	27.1	6.99	30.1	7.97
	27	15.3	3.98	18.2	4.75	21.2	5.57	22.7	6.01	24.1	6.46	27.1	7.44	30.1	8.49
	29	15.3	4.19	18.2	5.01	21.2	5.91	22.7	6.38	24.0	6.88	27.1	7.91	30.1	9.05
	31	15.3	4.43	18.2	5.30	21.2	6.30	22.7	6.78	24.0	7.31	27.1	8.41	30.1	9.63
	33	15.3	4.69	18.2	5.62	21.2	6.65	22.7	7.17	24.0	7.75	27.1	8.94	30.1	10.23
	35	15.3	4.96	18.2	5.93	21.2	7.02	22.7	7.60	24.0	8.20	27.1	9.49	30.1	10.87
	37	15.3	5.22	18.2	6.28	21.2	7.44	22.3	8.04	24.0	8.70	27.1	10.08	30.1	11.55
	39	15.3	5.51	18.2	6.62	21.2	7.86	21.9	8.52	24.0	9.23	27.1	10.68	30.1	12.26
41	14.5	6.25	17.3	7.48	20.1	8.84	21.5	8.81	22.9	9.51	25.8	11.01	28.7	12.60	
43	13.7	6.52	16.4	7.85	19.6	9.31	21.1	9.44	22.5	9.88	25.1	11.30	28.0	12.93	
44	13.5	6.79	16.4	8.13	19.2	9.82	20.6	9.95	21.9	10.25	24.8	11.58	27.7	13.26	
47	12.7	9.04	15.8	10.82	18.6	10.31	19.9	10.10	21.1	10.91	24.0	12.44	26.8	14.23	
50	11.6	8.88	14.2	10.62	16.6	10.87	17.7	10.94	18.9	11.65	21.4	13.29	24.1	14.89	
52	9.1	6.50	12.3	8.09	15.2	9.10	16.8	9.55	16.8	9.24	17.2	9.11	18.2	9.36	

GMV-VQ504WM/C-X

TC—Total capacity of outdoor unit; PI—Power input of outdoor unit															
Connection ratio	Outdoor air temp (°C DB)	Indoor air temp													
		14.0°C WB		16.0°C WB		18.0°C WB		19.0°C WB		20.0°C WB		22.0°C WB		24.0°C WB	
		20.0°C DB		23.0°C DB		26.0°C DB		27.0°C DB		28.0°C DB		30.0°C DB		32.0°C DB	
		TC	PI	TC	PI	TC	PI	TC	PI	TC	PI	TC	PI	TC	PI
		kW	kW	kW	kW	kW	kW	kW	kW	kW	kW	kW	kW	kW	
135%	-5	44.6	6.86	53.1	8.35	61.6	8.45	64.0	8.50	65.1	8.54	66.8	8.64	68.5	8.73
	0	44.6	6.87	53.1	8.37	61.6	8.47	64.0	8.51	65.1	8.56	66.8	8.66	68.5	8.75
	4	44.6	6.90	53.1	8.40	61.6	8.50	64.0	8.54	65.1	8.59	66.8	8.69	68.5	8.78
	7	44.6	7.02	53.1	8.55	61.6	8.66	64.0	8.70	65.1	8.75	66.8	8.85	68.5	8.94
	10	44.6	7.15	53.1	8.74	61.6	10.39	64.0	10.62	64.7	10.41	66.3	9.97	68.0	9.51
	12	44.6	7.27	53.1	8.90	61.6	10.60	63.1	10.56	64.0	10.35	65.4	9.89	67.1	9.74
	14	44.6	7.42	53.1	9.07	61.4	10.72	62.4	10.51	63.1	10.28	64.7	10.20	66.3	10.31
	16	44.6	7.55	53.1	9.26	60.7	10.68	61.4	10.60	62.2	10.64	63.8	10.74	65.4	10.85
	18	44.6	7.69	53.1	9.45	59.8	11.08	60.5	11.14	61.4	11.20	63.1	11.31	64.7	11.41
	20	44.6	7.86	53.1	10.05	58.9	11.62	59.8	11.68	60.5	11.75	62.2	11.85	63.8	11.98
	21	44.6	8.07	53.1	10.41	58.5	11.89	59.5	11.96	60.2	12.02	61.8	12.14	63.4	12.25
	23	44.6	8.65	53.1	11.16	57.8	12.44	58.5	12.50	59.3	12.56	60.9	12.69	62.5	12.81
	25	44.6	9.24	53.1	11.96	56.9	12.98	57.8	13.04	58.5	13.13	60.2	13.25	61.8	13.38
	27	44.6	9.87	53.1	12.79	56.2	11.43	56.9	13.61	57.6	13.67	59.3	13.82	60.9	13.96
	29	44.6	10.54	53.1	13.67	55.3	14.07	56.0	14.15	56.9	14.23	58.5	14.38	60.2	14.53
	31	44.6	11.25	52.9	14.46	54.4	14.63	55.3	14.72	56.0	14.78	57.6	14.95	59.3	15.11
	33	44.6	11.98	52.0	15.01	53.7	15.15	54.4	15.26	55.3	15.34	56.9	15.51	58.4	15.70
	35	44.6	12.77	51.1	15.55	52.7	15.74	53.7	15.82	54.4	15.91	56.0	16.10	57.6	16.26
	37	44.6	13.59	50.4	16.12	52.0	16.30	52.7	16.39	53.7	16.49	55.1	16.68	56.7	16.87
	39	44.6	14.46	49.5	16.66	51.1	16.85	52.0	16.95	52.7	17.06	54.4	17.24	56.0	17.45
41	42.1	16.09	48.6	19.60	50.1	19.83	51.0	18.36	51.7	18.45	53.3	18.67	54.9	18.86	
43	39.8	16.78	47.7	20.43	49.1	20.91	50.0	19.51	50.7	19.15	52.3	19.14	53.9	19.34	
44	39.2	17.50	46.0	21.31	47.7	22.04	48.8	20.73	49.6	19.88	51.3	19.64	53.0	19.84	
47	37.0	23.28	44.5	28.35	46.2	23.14	47.1	21.05	47.9	21.16	49.6	21.08	51.3	21.30	
50	33.9	22.86	39.9	27.84	41.2	24.40	42.0	22.79	42.7	22.59	44.2	22.53	46.1	22.28	
52	21.7	13.53	29.1	16.84	36.0	18.96	39.7	19.90	39.9	19.25	40.8	18.99	43.1	19.49	
120%	-5	41.1	6.11	48.9	7.90	56.9	8.40	60.9	8.44	64.1	8.49	65.5	8.58	67.0	8.67
	0	41.1	6.12	48.9	7.92	56.9	8.41	60.9	8.46	64.1	8.50	65.5	8.59	67.0	8.68
	4	41.1	6.14	48.9	7.95	56.9	8.44	60.9	8.49	64.1	8.53	65.5	8.62	67.0	8.71
	7	41.1	6.25	48.9	8.09	56.9	8.60	60.9	8.65	64.1	8.69	65.5	8.78	67.0	8.88
	10	41.1	6.52	48.9	7.96	56.9	9.47	60.9	10.24	63.8	10.68	65.3	10.26	66.7	9.87
	12	41.1	6.65	48.9	8.11	56.9	9.66	60.9	10.43	62.9	10.62	64.3	10.22	65.8	9.80
	14	41.1	6.77	48.9	8.28	56.9	9.85	60.9	10.64	62.0	10.56	63.6	10.16	65.1	10.22
	16	41.1	6.90	48.9	8.44	56.9	10.03	60.5	10.72	61.3	10.58	62.7	10.68	64.2	10.77
	18	41.1	7.02	48.9	8.61	56.9	10.39	59.6	11.08	60.4	11.12	61.8	11.22	63.4	11.33
	20	41.1	7.17	48.9	8.95	56.9	11.16	58.9	11.62	59.6	11.66	61.1	11.77	62.5	11.87
	21	41.1	7.23	48.9	9.26	56.9	11.56	58.4	11.89	59.1	11.94	60.7	12.04	62.2	12.17
	23	41.1	7.73	48.9	9.93	56.9	12.37	57.6	12.42	58.4	12.48	59.8	12.60	61.3	12.71
	25	41.1	8.26	48.9	10.62	56.0	12.92	56.7	12.96	57.5	13.02	59.1	13.15	60.5	13.27
	27	41.1	8.82	48.9	11.35	55.3	13.44	56.0	13.52	56.7	13.59	58.2	13.71	59.6	13.84
	29	41.1	9.41	48.9	12.12	54.4	13.98	55.1	14.07	55.8	14.13	57.3	14.28	58.9	14.40
	31	41.1	10.03	48.9	12.94	53.7	14.55	54.4	14.61	55.1	14.69	56.6	14.84	58.0	14.99
	33	41.1	10.68	48.9	13.82	52.7	15.09	53.5	15.18	54.2	15.24	55.6	15.41	57.1	15.55
	35	41.1	11.37	48.9	14.72	51.8	15.64	52.6	15.72	53.5	15.80	54.9	15.97	56.4	16.14
	37	41.1	12.10	48.9	15.68	51.1	16.20	51.8	16.28	52.6	16.37	54.0	16.53	55.5	16.72
	39	41.1	12.88	48.8	16.56	50.2	16.74	50.9	16.85	51.7	16.93	53.3	17.12	54.7	17.29
41	38.9	14.33	46.5	18.54	49.3	19.70	50.0	18.23	50.9	18.33	52.3	18.53	53.7	18.72	
43	36.7	14.93	44.3	19.33	48.3	20.76	49.0	19.37	50.1	19.03	51.3	18.99	52.7	19.20	
44	36.2	15.58	44.0	20.16	46.9	21.89	47.8	20.59	48.8	19.75	50.3	19.48	51.9	19.69	
47	34.2	20.73	42.6	26.83	45.4	22.98	46.2	20.91	47.1	21.02	48.6	20.92	50.2	21.14	
50	31.3	20.35	38.2	26.34	40.5	24.23	41.2	22.64	42.0	22.44	43.4	22.36	45.1	22.11	
52	21.2	13.44	28.5	16.73	35.3	18.83	38.9	19.77	39.0	19.12	40.0	18.86	42.2	19.37	

GMV6 HR DC Inverter VRF Units Technical Sales Guide

TC—Total capacity of outdoor unit; PI—Power input of outdoor unit															
Connection ratio	Outdoor air temp (°C DB)	Indoor air temp													
		14.0°C WB		16.0°C WB		18.0°C WB		19.0°C WB		20.0°C WB		22.0°C WB		24.0°C WB	
		20.0°C DB		23.0°C DB		26.0°C DB		27.0°C DB		28.0°C DB		30.0°C DB		32.0°C DB	
		TC	PI	TC	PI	TC	PI	TC	PI	TC	PI	TC	PI	TC	PI
		kW	kW	kW	kW	kW	kW	kW	kW	kW	kW	kW	kW	kW	
110%	-5	37.7	5.40	45.0	6.95	52.2	8.34	55.8	8.38	59.5	8.43	64.1	8.51	65.4	8.59
	0	37.7	5.41	45.0	6.96	52.2	8.36	55.8	8.40	59.5	8.45	64.1	8.52	65.4	8.60
	4	37.7	5.43	45.0	6.99	52.2	8.39	55.8	8.43	59.5	8.48	64.1	8.56	65.4	8.64
	7	37.7	5.53	45.0	7.12	52.2	8.54	55.8	8.59	59.5	8.63	64.1	8.71	65.4	8.79
	10	37.7	5.92	45.0	7.21	52.2	8.57	55.8	9.26	59.5	9.97	64.0	10.58	65.4	10.22
	12	37.7	6.04	45.0	7.36	52.2	8.74	55.8	9.45	59.5	10.16	63.3	10.54	64.5	10.16
	14	37.7	6.15	45.0	7.48	52.2	8.90	55.8	9.62	59.5	10.35	62.4	10.54	63.8	10.14
	16	37.7	6.25	45.0	7.63	52.2	9.07	55.8	9.80	59.5	10.56	61.6	10.60	62.9	10.70
	18	37.7	6.38	45.0	7.78	52.2	9.26	55.8	10.08	59.5	11.06	60.7	11.14	62.2	11.25
	20	37.7	6.50	45.0	7.94	52.2	9.80	55.8	10.83	58.5	11.60	60.0	11.68	61.3	11.79
	21	37.7	6.56	45.0	8.17	52.2	10.16	55.8	11.22	58.2	11.87	59.5	11.96	60.9	12.06
	23	37.7	6.88	45.0	8.76	52.2	10.89	55.8	12.04	57.3	12.40	58.7	12.52	60.0	12.63
	25	37.7	7.32	45.0	9.36	52.2	11.64	55.8	12.90	56.6	12.94	57.8	13.06	59.3	13.17
	27	37.7	7.82	45.0	10.01	52.2	12.46	54.9	13.44	55.6	13.48	57.1	13.61	58.4	13.73
	29	37.7	8.34	45.0	10.68	52.2	13.32	54.2	13.98	54.9	14.05	56.2	14.17	57.6	14.30
	31	37.7	8.88	45.0	11.39	52.2	14.21	53.3	14.53	54.0	14.59	55.5	14.72	56.7	14.86
	33	37.7	9.45	45.0	12.14	51.8	14.99	52.6	15.07	53.3	15.13	54.6	15.28	56.0	15.43
	35	37.7	10.05	45.0	12.94	51.1	15.53	51.7	15.61	52.4	15.70	53.7	15.84	55.1	15.99
	37	37.7	10.70	45.0	13.78	50.2	16.10	50.9	16.16	51.5	16.24	52.9	16.41	54.2	16.56
	39	37.7	11.37	45.0	14.67	49.3	16.64	50.0	16.72	50.8	16.81	52.0	16.97	53.5	17.14
41	35.6	12.67	42.7	16.30	48.6	19.57	49.1	18.11	49.8	18.21	51.1	18.38	52.5	18.55	
43	33.7	13.21	40.6	17.00	47.8	20.62	48.2	19.26	48.9	18.90	50.2	18.85	51.6	19.02	
44	33.2	13.77	40.5	17.73	46.3	21.74	47.0	20.46	47.8	19.62	49.1	19.33	50.7	19.51	
47	31.3	18.33	39.1	23.59	44.7	22.83	45.4	20.77	46.1	20.88	47.5	20.76	49.0	20.95	
50	28.7	18.00	35.1	23.16	39.9	24.07	40.4	22.48	41.1	22.29	42.4	22.18	44.1	21.91	
52	20.8	13.35	28.0	16.62	34.7	18.70	38.2	19.64	38.4	18.99	39.3	18.74	41.5	19.24	
100%	-5	34.3	4.72	40.8	6.05	47.5	7.54	50.4	8.33	54.0	8.37	60.7	8.45	64.1	8.52
	0	34.3	4.73	40.8	6.06	47.5	7.55	50.4	8.34	54.0	8.39	60.7	8.46	64.1	8.54
	4	34.3	4.75	40.8	6.08	47.5	7.58	50.4	8.38	54.0	8.42	60.7	8.49	64.1	8.57
	7	34.3	4.84	40.8	6.19	47.5	7.72	50.4	8.53	54.0	8.57	60.7	8.65	64.1	8.73
	10	34.3	5.35	40.8	6.50	47.5	7.69	50.4	8.30	54.0	8.97	60.7	10.15	64.2	10.55
	12	34.3	5.42	40.8	6.59	47.5	7.79	50.4	8.41	54.0	9.14	60.7	10.32	63.2	10.46
	14	34.3	5.52	40.8	6.70	47.5	7.93	50.4	8.57	54.0	9.31	60.7	10.50	62.5	10.38
	16	34.3	5.64	40.8	6.85	47.5	8.10	50.4	8.76	54.0	9.52	60.5	10.74	61.6	10.61
	18	34.3	5.77	40.8	7.01	47.5	8.26	50.4	8.93	54.0	9.70	59.6	10.95	60.9	11.11
	20	34.3	5.85	40.8	7.11	47.5	8.53	50.4	9.40	54.0	10.32	58.7	11.52	60.0	11.70
	21	34.3	5.91	40.8	7.18	47.5	8.82	50.4	9.72	54.0	10.67	58.4	11.91	59.6	12.02
	23	34.3	6.07	40.8	7.68	47.5	9.49	50.4	10.45	54.0	11.48	57.7	12.61	58.7	12.72
	25	34.3	6.45	40.8	8.17	47.5	10.09	50.4	11.12	54.0	12.27	56.7	13.07	58.0	13.18
	27	34.3	6.89	40.8	8.72	47.5	10.83	50.4	11.93	54.0	13.17	55.8	13.52	57.1	13.65
	29	34.3	7.30	40.8	9.32	47.5	11.58	50.4	12.76	53.8	13.95	55.1	14.18	56.3	14.30
	31	34.3	7.77	40.8	9.93	47.5	12.35	50.4	13.75	53.2	14.52	53.8	14.75	55.5	14.89
	33	34.3	8.26	40.8	10.57	47.5	13.17	50.4	14.55	52.2	15.04	53.5	15.18	54.7	15.31
	35	34.3	8.79	40.8	11.26	47.5	14.04	50.4	15.51	51.3	15.59	52.5	15.73	53.8	15.87
	37	34.3	9.36	40.8	11.99	47.5	14.95	49.8	16.07	50.7	16.15	51.8	16.26	53.0	16.41
	39	34.3	9.97	40.8	12.77	47.5	15.92	49.2	16.60	49.4	16.68	51.1	16.80	51.8	16.95
41	32.4	11.08	38.7	14.18	45.1	17.69	48.2	17.99	48.8	18.08	50.0	18.24	51.3	18.41	
43	30.6	11.55	36.8	14.80	44.0	18.64	47.3	19.12	48.1	18.77	48.9	18.71	50.8	18.88	
44	30.1	12.04	36.7	15.42	43.0	19.65	46.2	20.32	46.8	19.48	48.1	19.19	49.5	19.36	
47	28.4	16.03	35.5	20.52	41.6	20.63	44.6	20.63	45.1	20.73	46.5	20.60	47.9	20.79	
50	26.0	15.74	31.8	20.15	37.1	21.76	39.7	22.33	40.3	22.13	41.5	22.02	43.0	21.74	
52	20.5	12.15	27.6	15.13	34.1	17.03	37.5	17.88	37.7	17.29	38.6	17.05	40.8	17.51	

TC—Total capacity of outdoor unit; PI—Power input of outdoor unit															
Connection ratio	Outdoor air temp (°C DB)	Indoor air temp													
		14.0°C WB		16.0°C WB		18.0°C WB		19.0°C WB		20.0°C WB		22.0°C WB		24.0°C WB	
		20.0°C DB		23.0°C DB		26.0°C DB		27.0°C DB		28.0°C DB		30.0°C DB		32.0°C DB	
		TC	PI	TC	PI	TC	PI	TC	PI	TC	PI	TC	PI	TC	PI
		kW	kW	kW	kW	kW	kW	kW	kW	kW	kW	kW	kW	kW	
90%	-5	30.8	4.12	36.7	5.21	42.7	6.44	45.7	7.11	48.6	7.82	54.6	8.37	60.5	8.45
	0	30.8	4.13	36.7	5.22	42.7	6.45	45.7	7.13	48.6	7.84	54.6	8.39	60.5	8.46
	4	30.8	4.14	36.7	5.24	42.7	6.47	45.7	7.15	48.6	7.87	54.6	8.42	60.5	8.49
	7	30.8	4.22	36.7	5.34	42.7	6.59	45.7	7.29	48.6	8.01	54.6	8.57	60.5	8.65
	10	30.8	4.67	36.7	5.61	42.7	6.57	45.7	7.40	48.6	7.88	54.6	9.02	60.5	10.22
	12	30.8	4.73	36.7	5.68	42.7	6.65	45.7	7.50	48.6	8.03	54.6	9.18	60.5	10.36
	14	30.8	4.81	36.7	5.78	42.7	6.77	45.7	7.61	48.6	8.17	54.6	9.34	60.5	10.53
	16	30.8	4.92	36.7	5.91	42.7	6.92	45.7	7.78	48.6	8.35	54.6	9.55	60.3	10.73
	18	30.8	5.03	36.7	6.04	42.7	7.05	45.7	7.93	48.6	8.51	54.6	9.77	59.8	11.12
	20	30.8	5.11	36.7	6.13	42.7	7.29	45.7	8.09	48.6	8.87	54.6	10.50	58.7	11.58
	21	30.8	5.16	36.7	6.20	42.7	7.54	45.7	8.36	48.6	9.17	54.6	10.86	58.4	11.84
	23	30.8	5.29	36.7	6.62	42.7	8.10	45.7	8.99	48.6	9.82	54.6	11.66	57.5	12.45
	25	30.8	5.63	36.7	7.04	42.7	8.62	45.7	9.60	48.6	10.50	54.6	12.47	56.7	12.96
	27	30.8	6.01	36.7	7.52	42.7	9.25	45.7	10.24	48.6	11.24	54.6	13.31	55.8	13.53
	29	30.8	6.37	36.7	8.04	42.7	9.89	45.7	10.94	48.6	12.00	54.0	13.95	55.1	14.08
	31	30.8	6.78	36.7	8.56	42.7	10.55	45.7	11.68	48.6	12.81	53.1	14.46	54.2	14.65
	33	30.8	7.21	36.7	9.12	42.7	11.24	45.7	12.42	48.6	13.62	52.4	15.04	53.5	15.18
	35	30.8	7.67	36.7	9.71	42.7	11.99	45.7	13.25	48.6	14.57	51.5	15.59	52.6	15.73
	37	30.8	8.17	36.7	10.34	42.7	12.77	44.9	13.72	48.6	15.59	50.6	16.15	51.8	16.11
	39	30.8	8.70	36.7	11.01	42.7	13.60	44.3	14.18	48.6	16.53	49.8	16.75	50.9	16.70
41	29.1	9.66	34.9	12.23	40.6	15.10	43.4	15.36	46.2	16.90	49.0	18.08	50.1	18.25	
43	27.5	10.08	33.1	12.75	39.5	15.93	42.6	16.33	45.3	17.55	48.2	18.55	49.3	18.74	
44	27.1	10.51	33.0	13.30	38.7	16.78	41.6	17.35	44.4	18.21	47.2	19.02	48.4	19.19	
47	25.6	13.98	31.9	17.70	37.4	17.62	40.1	17.62	42.8	19.38	45.6	20.42	46.8	20.61	
50	23.4	13.73	28.6	17.38	33.4	18.58	35.8	19.07	38.2	20.69	40.7	21.83	42.1	21.55	
52	18.4	11.33	24.8	14.11	30.7	15.88	33.8	16.67	33.9	16.12	35.2	15.90	36.7	16.33	
80%	-5	27.4	3.56	32.6	4.39	38.0	5.46	40.6	6.01	43.1	6.56	48.6	7.79	53.8	8.35
	0	27.4	3.56	32.6	4.40	38.0	5.47	40.6	6.02	43.1	6.58	48.6	7.81	53.8	8.36
	4	27.4	3.58	32.6	4.41	38.0	5.49	40.6	6.04	43.1	6.60	48.6	7.83	53.8	8.39
	7	27.4	3.64	32.6	4.50	38.0	5.59	40.6	6.15	43.1	6.72	48.6	7.98	53.8	8.55
	10	27.4	4.24	32.6	5.08	38.0	5.98	40.6	6.44	43.2	6.89	48.6	7.88	53.8	9.15
	12	27.4	4.31	32.6	5.16	38.0	6.08	40.6	6.56	43.2	7.03	48.6	8.01	53.8	9.07
	14	27.4	4.39	32.6	5.27	38.0	6.19	40.6	6.67	43.2	7.16	48.6	8.15	53.8	9.28
	16	27.4	4.45	32.6	5.35	38.0	6.31	40.6	6.79	43.2	7.26	48.6	8.33	53.8	9.61
	18	27.4	4.54	32.6	5.46	38.0	6.45	40.6	6.94	43.2	7.41	48.6	8.52	53.8	10.28
	20	27.4	4.62	32.6	5.56	38.0	6.56	40.6	7.07	43.2	7.57	48.6	8.83	53.8	10.65
	21	27.4	4.66	32.6	5.60	38.0	6.63	40.6	7.15	43.2	7.74	48.6	9.15	53.8	11.41
	23	27.4	4.74	32.6	5.73	38.0	6.94	40.6	7.61	43.2	8.28	48.6	9.79	53.8	12.20
	25	27.4	4.89	32.6	6.08	38.0	7.42	40.6	8.13	43.2	8.84	48.6	10.48	53.8	13.02
	27	27.4	5.20	32.6	6.48	38.0	7.90	40.6	8.67	43.2	9.48	48.6	11.18	53.8	13.48
	29	27.4	5.54	32.6	6.90	38.0	8.42	40.6	9.24	43.1	10.11	48.6	11.94	53.8	13.97
	31	27.4	5.87	32.6	7.34	38.0	8.97	40.6	9.85	43.1	10.78	48.6	12.74	52.9	14.47
	33	27.4	6.25	32.6	8.17	38.0	9.55	40.6	10.49	43.1	11.48	48.6	13.59	52.2	15.00
	35	27.4	6.63	32.6	8.17	38.0	10.16	40.6	11.18	43.1	12.22	48.6	14.51	51.3	15.54
	37	27.4	7.02	32.6	8.80	38.0	10.81	39.9	11.91	43.1	13.02	48.6	15.45	50.6	16.12
	39	27.4	7.44	32.6	9.34	38.0	11.50	39.3	12.68	43.1	13.86	48.6	16.46	49.7	16.72
41	25.9	8.35	31.0	10.30	36.1	12.80	38.6	12.97	41.0	14.18	46.2	16.83	48.9	18.03	
43	24.5	8.70	30.1	10.75	35.2	13.48	37.9	13.79	40.1	14.72	45.3	17.26	48.1	18.49	
44	24.1	9.08	29.4	11.20	34.4	14.22	36.9	14.65	39.3	15.28	44.5	17.70	47.2	18.96	
47	22.7	12.08	28.4	14.90	33.2	14.93	35.6	14.87	37.9	16.26	43.0	19.01	45.7	20.36	
50	20.8	11.86	25.4	14.63	29.7	15.75	31.8	16.10	33.8	17.36	38.4	20.31	41.0	21.30	
52	16.4	9.56	22.0	11.90	27.3	13.40	30.0	14.07	30.2	13.60	30.9	13.42	32.6	13.78	

GMV6 HR DC Inverter VRF Units Technical Sales Guide

TC—Total capacity of outdoor unit; PI—Power input of outdoor unit															
Connection ratio	Outdoor air temp (°C DB)	Indoor air temp													
		14.0°C WB		16.0°C WB		18.0°C WB		19.0°C WB		20.0°C WB		22.0°C WB		24.0°C WB	
		20.0°C DB		23.0°C DB		26.0°C DB		27.0°C DB		28.0°C DB		30.0°C DB		32.0°C DB	
		TC	PI	TC	PI	TC	PI	TC	PI	TC	PI	TC	PI	TC	PI
		kW	kW	kW	kW	kW	kW	kW	kW	kW	kW	kW	kW	kW	kW
70%	-5	24.0	3.03	28.5	3.75	33.2	4.55	35.5	4.98	37.9	5.43	42.4	6.40	47.1	7.44
	0	24.0	3.04	28.5	3.76	33.2	4.55	35.5	4.99	37.9	5.44	42.4	6.41	47.1	7.46
	4	24.0	3.05	28.5	3.77	33.2	4.57	35.5	5.01	37.9	5.46	42.4	6.43	47.1	7.48
	7	24.0	3.10	28.5	3.84	33.2	4.66	35.5	5.10	37.9	5.56	42.4	6.55	47.1	7.62
	10	24.0	3.74	28.5	4.43	33.2	5.16	35.5	5.56	37.8	5.96	42.5	6.77	47.1	7.61
	12	24.0	3.78	28.5	4.49	33.2	5.27	35.5	5.66	37.8	6.06	42.5	6.90	47.1	7.75
	14	24.0	3.85	28.5	4.58	33.2	5.35	35.5	5.75	37.8	6.17	42.5	7.02	47.1	7.90
	16	24.0	3.91	28.5	4.66	33.2	5.46	35.5	5.87	37.8	6.29	42.5	7.15	47.1	8.05
	18	24.0	3.97	28.5	4.74	33.2	5.56	35.5	5.98	37.8	6.40	42.5	7.30	47.1	8.21
	20	24.0	4.03	28.5	4.83	33.2	5.66	35.5	6.08	37.8	6.52	42.5	7.44	47.1	8.44
	21	24.0	4.08	28.5	4.87	33.2	5.71	35.5	6.15	37.8	6.58	42.5	7.53	47.1	8.74
	23	24.0	4.14	28.5	4.95	33.2	5.83	35.5	6.35	37.8	6.92	42.5	8.09	47.1	9.36
	25	24.0	4.22	28.5	5.16	33.2	6.21	35.5	6.79	37.8	7.38	42.5	8.65	47.1	10.01
	27	24.0	4.47	28.5	5.50	33.2	6.63	35.5	7.23	37.8	7.88	42.5	9.24	47.1	10.70
	29	24.0	4.74	28.5	5.83	33.2	7.04	35.5	7.71	37.8	8.38	42.5	9.85	47.1	11.43
	31	24.0	5.02	28.5	6.19	33.2	7.50	35.5	8.19	37.8	8.93	42.5	10.49	47.1	12.19
	33	24.0	5.33	28.5	6.58	33.2	7.98	35.5	8.72	37.8	9.51	42.5	11.18	47.1	13.00
	35	24.0	5.64	28.5	6.98	33.2	8.47	35.5	9.28	37.8	10.12	42.5	11.91	47.1	13.86
	37	24.0	5.96	28.5	7.40	33.2	9.01	34.9	9.87	37.8	10.77	42.5	12.69	47.1	14.76
	39	24.0	6.31	28.5	7.84	33.2	9.55	34.4	10.47	37.8	11.43	42.5	13.48	47.1	15.72
41	22.7	7.11	27.1	8.80	31.6	10.67	33.8	10.77	36.0	11.74	40.5	13.82	44.9	16.08	
43	21.4	7.41	26.3	9.18	30.5	11.24	33.1	11.44	34.2	12.18	39.7	14.17	43.7	16.49	
44	21.1	7.73	25.7	9.56	30.1	11.85	32.3	12.16	34.5	12.65	38.9	14.54	43.4	16.91	
47	19.9	10.29	24.8	12.73	29.1	12.44	31.2	12.34	33.3	13.46	37.6	15.61	41.9	18.15	
50	18.2	10.10	22.3	12.50	26.0	13.12	27.8	13.36	29.7	14.37	33.6	16.68	37.7	18.99	
52	14.3	7.94	19.3	9.88	23.9	11.02	26.3	11.67	26.4	11.29	27.0	11.14	28.5	11.43	
60%	-5	20.6	2.55	24.5	3.11	28.5	3.73	30.5	4.06	32.4	4.41	36.4	5.15	40.4	5.95
	0	20.6	2.55	24.5	3.12	28.5	3.73	30.5	4.07	32.4	4.42	36.4	5.16	40.4	5.96
	4	20.6	2.56	24.5	3.13	28.5	3.75	30.5	4.09	32.4	4.44	36.4	5.18	40.4	5.98
	7	20.6	2.61	24.5	3.18	28.5	3.82	30.5	4.16	32.4	4.52	36.4	5.28	40.4	6.09
	10	20.6	3.24	24.5	3.80	28.5	4.41	30.5	4.72	32.4	5.04	36.4	5.71	40.4	6.40
	12	20.6	3.30	24.5	3.87	28.5	4.49	30.5	4.81	32.4	5.12	36.4	5.81	40.4	6.50
	14	20.6	3.34	24.5	3.93	28.5	4.56	30.5	4.89	32.4	5.23	36.4	5.92	40.4	6.63
	16	20.6	3.39	24.5	3.99	28.5	4.64	30.5	4.97	32.4	5.31	36.4	6.02	40.4	6.75
	18	20.6	3.45	24.5	4.06	28.5	4.72	30.5	5.06	32.4	5.41	36.4	6.12	40.4	6.88
	20	20.6	3.49	24.5	4.14	28.5	4.81	30.5	5.16	32.4	5.52	36.4	6.25	40.4	7.02
	21	20.6	3.53	24.5	4.16	28.5	4.85	30.5	5.20	32.4	5.56	36.4	6.31	40.4	7.09
	23	20.6	3.57	24.5	4.24	28.5	4.93	30.5	5.31	32.4	5.66	36.4	6.56	40.4	7.55
	25	20.6	3.64	24.5	4.33	28.5	5.12	30.5	5.56	32.4	6.02	36.4	7.00	40.4	8.05
	27	20.6	3.78	24.5	4.58	28.5	5.46	30.5	5.94	32.4	6.42	36.4	7.46	40.4	8.59
	29	20.6	3.99	24.5	4.85	28.5	5.81	30.5	6.31	32.4	6.84	36.4	7.96	40.4	9.18
	31	20.6	4.24	24.5	5.16	28.5	6.17	30.5	6.71	32.4	7.27	36.4	8.47	40.4	9.76
	33	20.6	4.47	24.5	5.46	28.5	6.54	30.5	7.13	32.4	7.73	36.4	9.01	40.4	10.41
	35	20.6	4.74	24.5	5.79	28.5	6.94	30.5	7.57	32.4	8.21	36.4	9.59	40.4	11.08
	37	20.6	5.02	24.5	6.12	28.5	7.36	29.9	8.03	32.4	8.72	36.4	10.20	40.4	11.79
	39	20.6	5.29	24.5	6.48	28.5	7.80	29.5	8.51	32.4	9.26	36.4	10.83	40.4	12.54
41	19.4	5.98	23.2	7.30	27.1	8.74	28.9	8.78	30.8	9.53	34.7	11.13	38.5	12.85	
43	18.4	6.23	22.1	7.60	26.3	9.22	28.4	9.33	29.9	9.89	34.3	11.41	37.7	13.19	
44	18.1	6.50	22.0	7.93	25.8	9.72	27.7	9.91	29.6	10.27	33.4	11.71	37.2	13.52	
47	17.1	8.65	21.3	10.56	24.9	10.20	26.7	10.06	28.5	10.93	32.2	12.57	36.0	14.51	
50	15.6	8.49	19.1	10.36	22.3	10.76	23.8	10.90	25.4	11.67	28.8	13.43	32.3	15.18	
52	12.3	6.47	16.5	8.06	20.4	9.06	22.5	9.52	22.6	9.20	23.2	9.08	24.5	9.32	

TC—Total capacity of outdoor unit; PI—Power input of outdoor unit															
Connection ratio	Outdoor air temp (°C DB)	Indoor air temp													
		14.0°C WB		16.0°C WB		18.0°C WB		19.0°C WB		20.0°C WB		22.0°C WB		24.0°C WB	
		20.0°C DB		23.0°C DB		26.0°C DB		27.0°C DB		28.0°C DB		30.0°C DB		32.0°C DB	
		TC	PI	TC	PI	TC	PI	TC	PI	TC	PI	TC	PI	TC	PI
		kW	kW	kW	kW	kW	kW	kW	kW	kW	kW	kW	kW	kW	
50%	-5	17.1	2.11	20.4	2.53	23.7	2.99	25.4	3.23	27.0	3.49	30.4	4.04	33.7	4.62
	0	17.1	2.11	20.4	2.53	23.7	2.99	25.4	3.24	27.0	3.50	30.4	4.05	33.7	4.63
	4	17.1	2.12	20.4	2.54	23.7	3.00	25.4	3.25	27.0	3.51	30.4	4.06	33.7	4.65
	7	17.1	2.16	20.4	2.59	23.7	3.06	25.4	3.31	27.0	3.58	30.4	4.14	33.7	4.74
	10	17.1	2.80	20.4	3.24	23.7	3.70	25.4	3.95	27.0	4.18	30.4	4.70	33.7	5.25
	12	17.1	2.82	20.4	3.28	23.7	3.76	25.4	3.99	27.0	4.26	30.4	4.79	33.7	5.33
	14	17.1	2.86	20.4	3.32	23.7	3.80	25.4	4.08	27.0	4.33	30.4	4.87	33.7	5.43
	16	17.1	2.91	20.4	3.37	23.7	3.87	25.4	4.14	27.0	4.39	30.4	4.95	33.7	5.52
	18	17.1	2.95	20.4	3.43	23.7	3.93	25.4	4.20	27.0	4.47	30.4	5.04	33.7	5.62
	20	17.1	2.99	20.4	3.47	23.7	3.99	25.4	4.29	27.0	4.56	30.4	5.14	33.7	5.73
	21	17.1	3.01	20.4	3.51	23.7	4.03	25.4	4.31	27.0	4.60	30.4	5.18	33.7	5.79
	23	17.1	3.05	20.4	3.55	23.7	4.10	25.4	4.39	27.0	4.68	30.4	5.27	33.7	5.92
	25	17.1	3.09	20.4	3.62	23.7	4.18	25.4	4.47	27.0	4.83	30.4	5.54	33.7	6.31
	27	17.1	3.16	20.4	3.76	23.7	4.41	25.4	4.77	27.0	5.12	30.4	5.89	33.7	6.73
	29	17.1	3.32	20.4	3.97	23.7	4.68	25.4	5.06	26.9	5.46	30.4	6.27	33.7	7.17
	31	17.1	3.51	20.4	4.20	23.7	5.00	25.4	5.37	26.9	5.79	30.4	6.67	33.7	7.63
	33	17.1	3.72	20.4	4.45	23.7	5.27	25.4	5.69	26.9	6.15	30.4	7.09	33.7	8.11
	35	17.1	3.93	20.4	4.70	23.7	5.56	25.4	6.02	26.9	6.50	30.4	7.53	33.7	8.61
	37	17.1	4.14	20.4	4.97	23.7	5.89	24.9	6.38	26.9	6.90	30.4	7.98	33.7	9.16
	39	17.1	4.37	20.4	5.25	23.7	6.23	24.6	6.75	26.9	7.32	30.4	8.47	33.7	9.72
41	16.2	4.95	19.4	5.93	22.6	7.01	24.1	6.98	25.6	7.54	28.9	8.73	32.1	9.99	
43	15.3	5.17	18.4	6.22	21.9	7.38	23.7	7.48	25.2	7.83	28.1	8.95	31.4	10.25	
44	15.1	5.38	18.4	6.44	21.5	7.78	23.1	7.89	24.6	8.13	27.8	9.18	31.0	10.51	
47	14.2	7.16	17.7	8.57	20.8	8.17	22.3	8.01	23.7	8.65	26.9	9.86	30.0	11.28	
50	13.0	7.03	15.9	8.42	18.5	8.62	19.9	8.67	21.1	9.23	24.0	10.54	27.0	11.80	
52	10.2	5.15	13.8	6.41	17.0	7.21	18.8	7.57	18.9	7.32	19.3	7.22	20.4	7.42	

GMV-VQ560WM/C-X

TC—Total capacity of outdoor unit; PI—Power input of outdoor unit															
Connection ratio	Outdoor air temp (°C DB)	Indoor air temp													
		14.0°C WB		16.0°C WB		18.0°C WB		19.0°C WB		20.0°C WB		22.0°C WB		24.0°C WB	
		20.0°C DB		23.0°C DB		26.0°C DB		27.0°C DB		28.0°C DB		30.0°C DB		32.0°C DB	
		TC	PI	TC	PI	TC	PI	TC	PI	TC	PI	TC	PI	TC	PI
		kW	kW	kW	kW	kW	kW	kW	kW	kW	kW	kW	kW	kW	
135%	-5	49.5	8.84	59.0	10.77	68.5	10.90	71.1	10.96	72.4	11.02	74.2	11.15	76.1	11.26
	0	49.5	8.86	59.0	10.79	68.5	10.92	71.1	10.98	72.4	11.04	74.2	11.17	76.1	11.28
	4	49.5	8.89	59.0	10.83	68.5	10.96	71.1	11.02	72.4	11.08	74.2	11.21	76.1	11.32
	7	49.5	9.06	59.0	11.03	68.5	11.16	71.1	11.22	72.4	11.28	74.2	11.42	76.1	11.53
	10	49.5	9.22	59.0	11.27	68.5	13.40	71.1	13.69	71.9	13.42	73.7	12.86	75.5	12.26
	12	49.5	9.38	59.0	11.48	68.5	13.67	70.1	13.61	71.1	13.34	72.7	12.75	74.5	12.56
	14	49.5	9.57	59.0	11.70	68.3	13.83	69.3	13.56	70.1	13.26	71.9	13.15	73.7	13.29
	16	49.5	9.73	59.0	11.94	67.5	13.77	68.3	13.67	69.1	13.72	70.9	13.85	72.7	13.99
	18	49.5	9.92	59.0	12.18	66.5	14.29	67.3	14.37	68.3	14.45	70.1	14.58	71.9	14.72
	20	49.5	10.13	59.0	12.96	65.5	14.99	66.5	15.07	67.3	15.15	69.1	15.28	70.9	15.44
	21	49.5	10.40	59.0	13.42	65.1	15.34	66.1	15.42	66.9	15.50	68.7	15.66	70.5	15.80
	23	49.5	11.16	59.0	14.39	64.2	16.04	65.1	16.12	65.9	16.20	67.7	16.36	69.5	16.52
	25	49.5	11.91	59.0	15.42	63.2	16.74	64.2	16.82	65.1	16.93	66.9	17.09	68.7	17.25
	27	49.5	12.72	59.0	16.50	62.4	17.44	63.2	17.55	64.0	17.63	65.9	17.82	67.7	18.01
	29	49.5	13.58	59.0	17.63	61.4	18.14	62.2	18.25	63.2	18.36	65.1	18.54	66.9	18.73
	31	49.5	14.50	58.8	18.65	60.4	18.87	61.4	18.98	62.2	19.06	64.0	19.27	65.9	19.49
	33	49.5	15.44	57.8	19.35	59.6	19.54	60.4	19.68	61.4	19.78	63.2	20.00	64.9	20.24
	35	49.5	16.47	56.8	20.05	58.6	20.30	59.6	20.40	60.4	20.51	62.2	20.75	64.0	20.97
	37	49.5	17.52	56.0	20.78	57.8	21.02	58.6	21.13	59.6	21.27	61.2	21.51	63.0	21.75
	39	49.5	18.65	55.0	21.48	56.8	21.73	57.8	21.86	58.6	21.99	60.4	22.24	62.2	22.51
41	46.8	20.75	54.0	25.27	55.7	25.57	56.7	23.67	57.5	23.79	59.2	24.08	61.0	24.33	
43	44.2	21.64	52.9	26.34	54.6	26.96	55.5	25.16	56.3	24.70	58.1	24.68	59.9	24.94	
44	43.6	22.56	51.1	27.47	53.0	28.42	54.2	26.73	55.2	25.64	57.0	25.32	58.9	25.58	
47	41.1	30.02	49.4	36.56	51.3	29.84	52.3	27.14	53.2	27.28	55.1	27.19	57.0	27.47	
50	37.7	29.48	44.3	35.90	45.8	31.46	46.7	29.38	47.4	29.13	49.2	29.06	51.2	28.73	
52	24.1	17.45	32.4	21.72	40.0	24.44	44.1	25.66	44.3	24.82	45.3	24.48	47.9	25.14	

GMV6 HR DC Inverter VRF Units Technical Sales Guide

TC—Total capacity of outdoor unit; PI—Power input of outdoor unit															
Connection ratio	Outdoor air temp (°C DB)	Indoor air temp													
		14.0°C WB		16.0°C WB		18.0°C WB		19.0°C WB		20.0°C WB		22.0°C WB		24.0°C WB	
		20.0°C DB		23.0°C DB		26.0°C DB		27.0°C DB		28.0°C DB		30.0°C DB		32.0°C DB	
		TC	PI	TC	PI	TC	PI	TC	PI	TC	PI	TC	PI	TC	PI
		kW	kW	kW	kW	kW	kW	kW	kW	kW	kW	kW	kW	kW	
120%	-5	45.7	7.87	54.4	10.19	63.2	10.83	67.7	10.88	71.2	10.94	72.8	11.06	74.4	11.17
	0	45.7	7.89	54.4	10.21	63.2	10.85	67.7	10.91	71.2	10.96	72.8	11.08	74.4	11.20
	4	45.7	7.92	54.4	10.25	63.2	10.89	67.7	10.95	71.2	11.00	72.8	11.12	74.4	11.24
	7	45.7	8.06	54.4	10.44	63.2	11.09	67.7	11.15	71.2	11.21	72.8	11.33	74.4	11.44
	10	45.7	8.41	54.4	10.27	63.2	12.21	67.7	13.21	70.9	13.77	72.5	13.23	74.1	12.72
	12	45.7	8.57	54.4	10.46	63.2	12.45	67.7	13.45	69.9	13.69	71.5	13.18	73.1	12.64
	14	45.7	8.73	54.4	10.67	63.2	12.70	67.7	13.72	68.9	13.61	70.7	13.10	72.3	13.18
	16	45.7	8.89	54.4	10.89	63.2	12.94	67.3	13.83	68.1	13.64	69.7	13.77	71.3	13.88
	18	45.7	9.06	54.4	11.11	63.2	13.40	66.3	14.29	67.1	14.34	68.7	14.47	70.5	14.61
	20	45.7	9.25	54.4	11.54	63.2	14.39	65.5	14.99	66.3	15.04	67.9	15.18	69.5	15.31
	21	45.7	9.33	54.4	11.94	63.2	14.91	64.9	15.34	65.7	15.39	67.5	15.53	69.1	15.69
	23	45.7	9.97	54.4	12.80	63.2	15.96	64.0	16.01	64.9	16.09	66.5	16.25	68.1	16.39
	25	45.7	10.65	54.4	13.69	62.2	16.66	63.0	16.71	63.8	16.79	65.7	16.95	67.3	17.12
	27	45.7	11.37	54.4	14.64	61.4	17.33	62.2	17.44	63.0	17.52	64.6	17.68	66.3	17.84
	29	45.7	12.13	54.4	15.63	60.4	18.03	61.2	18.14	62.0	18.22	63.6	18.41	65.5	18.57
	31	45.7	12.94	54.4	16.68	59.6	18.76	60.4	18.84	61.2	18.95	62.8	19.14	64.4	19.33
	33	45.7	13.77	54.4	17.82	58.6	19.46	59.4	19.57	60.2	19.65	61.8	19.87	63.4	20.05
	35	45.7	14.66	54.4	18.98	57.6	20.16	58.4	20.27	59.4	20.38	61.0	20.59	62.6	20.81
	37	45.7	15.61	54.4	20.22	56.8	20.89	57.6	21.00	58.4	21.11	60.0	21.32	61.6	21.56
	39	45.7	16.60	54.2	21.35	55.8	21.59	56.6	21.73	57.4	21.83	59.2	22.08	60.8	22.29
41	43.2	18.48	51.7	23.91	54.7	25.40	55.5	23.51	56.5	23.64	58.1	23.89	59.7	24.14	
43	40.8	19.26	49.3	24.92	53.7	26.77	54.5	24.98	55.6	24.54	57.0	24.49	58.6	24.76	
44	40.2	20.09	48.9	26.00	52.1	28.23	53.1	26.55	54.2	25.47	55.9	25.12	57.6	25.39	
47	37.9	26.73	47.3	34.59	50.4	29.64	51.3	26.96	52.3	27.10	54.0	26.98	55.7	27.26	
50	34.7	26.25	42.4	33.97	45.0	31.25	45.7	29.19	46.6	28.94	48.2	28.83	50.1	28.51	
52	23.6	17.33	31.7	21.58	39.2	24.28	43.2	25.49	43.4	24.65	44.4	24.32	46.9	24.97	
110%	-5	41.9	6.96	49.9	8.96	58.0	10.75	62.0	10.81	66.1	10.87	71.2	10.97	72.7	11.07
	0	41.9	6.98	49.9	8.98	58.0	10.77	62.0	10.83	66.1	10.89	71.2	10.99	72.7	11.09
	4	41.9	7.00	49.9	9.01	58.0	10.81	62.0	10.87	66.1	10.93	71.2	11.03	72.7	11.13
	7	41.9	7.13	49.9	9.18	58.0	11.01	62.0	11.07	66.1	11.13	71.2	11.24	72.7	11.34
	10	41.9	7.63	49.9	9.30	58.0	11.05	62.0	11.94	66.1	12.86	71.1	13.64	72.7	13.18
	12	41.9	7.79	49.9	9.49	58.0	11.27	62.0	12.18	66.1	13.10	70.3	13.58	71.7	13.10
	14	41.9	7.92	49.9	9.65	58.0	11.48	62.0	12.40	66.1	13.34	69.3	13.58	70.9	13.07
	16	41.9	8.06	49.9	9.84	58.0	11.70	62.0	12.64	66.1	13.61	68.5	13.67	69.9	13.80
	18	41.9	8.22	49.9	10.03	58.0	11.94	62.0	12.99	66.1	14.26	67.5	14.37	69.1	14.50
	20	41.9	8.38	49.9	10.24	58.0	12.64	62.0	13.96	65.1	14.96	66.7	15.07	68.1	15.20
	21	41.9	8.46	49.9	10.54	58.0	13.10	62.0	14.47	64.6	15.31	66.1	15.42	67.7	15.55
	23	41.9	8.87	49.9	11.29	58.0	14.04	62.0	15.53	63.6	15.98	65.3	16.15	66.7	16.28
	25	41.9	9.43	49.9	12.08	58.0	15.01	62.0	16.63	62.8	16.68	64.2	16.85	65.9	16.98
	27	41.9	10.08	49.9	12.91	58.0	16.06	61.0	17.33	61.8	17.39	63.4	17.55	64.9	17.71
	29	41.9	10.75	49.9	13.77	58.0	17.17	60.2	18.03	61.0	18.11	62.4	18.27	64.0	18.44
	31	41.9	11.46	49.9	14.69	58.0	18.33	59.2	18.73	60.0	18.81	61.6	18.98	63.0	19.16
	33	41.9	12.18	49.9	15.66	57.6	19.33	58.4	19.43	59.2	19.51	60.6	19.70	62.2	19.89
	35	41.9	12.96	49.9	16.68	56.8	20.03	57.4	20.13	58.2	20.24	59.6	20.43	61.2	20.62
	37	41.9	13.80	49.9	17.76	55.8	20.75	56.6	20.84	57.2	20.94	58.8	21.16	60.2	21.35
	39	41.9	14.66	49.9	18.92	54.8	21.46	55.6	21.56	56.4	21.67	57.8	21.89	59.4	22.10
41	39.6	16.34	47.4	21.02	54.0	25.23	54.6	23.36	55.4	23.48	56.8	23.70	58.3	23.92	
43	37.4	17.03	45.1	21.92	53.2	26.59	53.5	24.83	54.3	24.38	55.7	24.30	57.3	24.52	
44	36.9	17.76	45.0	22.86	51.4	28.04	52.2	26.38	53.1	25.30	54.6	24.93	56.3	25.16	
47	34.8	23.64	43.5	30.42	49.7	29.44	50.4	26.78	51.2	26.92	52.8	26.76	54.5	27.01	
50	31.8	23.21	39.0	29.87	44.4	31.04	44.9	28.99	45.7	28.74	47.1	28.60	49.0	28.25	
52	23.2	17.22	31.2	21.43	38.5	24.12	42.4	25.32	42.6	24.49	43.7	24.16	46.1	24.81	

TC—Total capacity of outdoor unit; PI—Power input of outdoor unit															
Connection ratio	Outdoor air temp (°C DB)	Indoor air temp													
		14.0°C WB		16.0°C WB		18.0°C WB		19.0°C WB		20.0°C WB		22.0°C WB		24.0°C WB	
		20.0°C DB		23.0°C DB		26.0°C DB		27.0°C DB		28.0°C DB		30.0°C DB		32.0°C DB	
		TC	PI	TC	PI	TC	PI	TC	PI	TC	PI	TC	PI	TC	PI
		kW	kW	kW	kW	kW	kW	kW	kW	kW	kW	kW	kW	kW	
100%	-5	38.1	6.09	45.3	7.80	52.8	9.72	56.0	10.74	60.0	10.79	67.5	10.89	71.3	10.99
	0	38.1	6.10	45.3	7.81	52.8	9.74	56.0	10.76	60.0	10.81	67.5	10.91	71.3	11.01
	4	38.1	6.12	45.3	7.84	52.8	9.77	56.0	10.80	60.0	10.85	67.5	10.95	71.3	11.05
	7	38.1	6.24	45.3	7.98	52.8	9.95	56.0	11.00	60.0	11.06	67.5	11.15	71.3	11.25
	10	38.1	6.90	45.3	8.38	52.8	9.92	56.0	10.71	60.0	11.56	67.4	13.08	71.3	13.60
	12	38.1	6.99	45.3	8.49	52.8	10.05	56.0	10.85	60.0	11.79	67.4	13.31	70.3	13.49
	14	38.1	7.11	45.3	8.64	52.8	10.22	56.0	11.05	60.0	12.00	67.4	13.54	69.5	13.38
	16	38.1	7.27	45.3	8.84	52.8	10.45	56.0	11.29	60.0	12.27	67.2	13.85	68.5	13.68
	18	38.1	7.44	45.3	9.03	52.8	10.65	56.0	11.51	60.0	12.51	66.3	14.11	67.7	14.33
	20	38.1	7.55	45.3	9.17	52.8	11.00	56.0	12.12	60.0	13.31	65.2	14.86	66.7	15.08
	21	38.1	7.63	45.3	9.26	52.8	11.38	56.0	12.53	60.0	13.76	64.9	15.36	66.3	15.50
	23	38.1	7.82	45.3	9.90	52.8	12.24	56.0	13.48	60.0	14.80	64.1	16.26	65.2	16.40
	25	38.1	8.32	45.3	10.53	52.8	13.02	56.0	14.34	60.0	15.83	63.0	16.85	64.5	17.00
	27	38.1	8.89	45.3	11.25	52.8	13.97	56.0	15.38	60.0	16.98	62.0	17.44	63.4	17.60
	29	38.1	9.42	45.3	12.02	52.8	14.94	56.0	16.45	59.8	17.99	61.2	18.28	62.6	18.45
	31	38.1	10.02	45.3	12.80	52.8	15.93	56.0	17.73	59.1	18.72	59.8	19.02	61.6	19.19
	33	38.1	10.66	45.3	13.63	52.8	16.98	56.0	18.76	58.0	19.40	59.5	19.57	60.8	19.75
	35	38.1	11.34	45.3	14.52	52.8	18.10	56.0	20.00	57.0	20.10	58.4	20.28	59.8	20.46
	37	38.1	12.07	45.3	15.46	52.8	19.28	55.4	20.72	56.3	20.82	57.5	20.97	58.9	21.16
	39	38.1	12.86	45.3	16.46	52.8	20.53	54.6	21.40	54.9	21.51	56.8	21.66	57.5	21.86
41	36.0	14.28	43.0	18.29	50.1	22.81	53.6	23.20	54.2	23.32	55.6	23.53	57.0	23.74	
43	34.0	14.89	40.9	19.08	48.9	24.04	52.6	24.66	53.5	24.20	54.4	24.13	56.4	24.35	
44	33.5	15.53	40.8	19.89	47.8	25.34	51.3	26.20	52.0	25.13	53.5	24.74	55.0	24.97	
47	31.6	20.67	39.4	26.46	46.2	26.61	49.5	26.60	50.2	26.73	51.7	26.57	53.2	26.81	
50	28.9	20.29	35.3	25.98	41.2	28.06	44.2	28.80	44.7	28.54	46.1	28.39	47.8	28.03	
52	22.8	15.67	30.6	19.51	37.9	21.96	41.7	23.05	41.9	22.29	42.9	21.99	45.3	22.58	
90%	-5	34.3	5.31	40.8	6.72	47.5	8.30	50.8	9.17	54.0	10.09	60.6	10.80	67.3	10.89
	0	34.3	5.32	40.8	6.74	47.5	8.32	50.8	9.19	54.0	10.11	60.6	10.82	67.3	10.91
	4	34.3	5.34	40.8	6.76	47.5	8.35	50.8	9.22	54.0	10.15	60.6	10.86	67.3	10.95
	7	34.3	5.44	40.8	6.89	47.5	8.50	50.8	9.39	54.0	10.33	60.6	11.06	67.3	11.16
	10	34.3	6.02	40.8	7.23	47.5	8.47	50.8	9.54	54.0	10.16	60.7	11.64	67.2	13.18
	12	34.3	6.10	40.8	7.33	47.5	8.58	50.8	9.67	54.0	10.35	60.7	11.84	67.2	13.36
	14	34.3	6.21	40.8	7.45	47.5	8.73	50.8	9.81	54.0	10.53	60.7	12.04	67.2	13.57
	16	34.3	6.34	40.8	7.62	47.5	8.92	50.8	10.03	54.0	10.77	60.7	12.31	67.0	13.84
	18	34.3	6.49	40.8	7.79	47.5	9.10	50.8	10.23	54.0	10.98	60.7	12.60	66.4	14.34
	20	34.3	6.59	40.8	7.91	47.5	9.40	50.8	10.44	54.0	11.43	60.7	13.54	65.3	14.94
	21	34.3	6.65	40.8	7.99	47.5	9.72	50.8	10.78	54.0	11.83	60.7	14.00	64.9	15.27
	23	34.3	6.82	40.8	8.54	47.5	10.45	50.8	11.60	54.0	12.66	60.7	15.04	63.8	16.06
	25	34.3	7.26	40.8	9.08	47.5	11.12	50.8	12.38	54.0	13.54	60.7	16.08	63.0	16.71
	27	34.3	7.76	40.8	9.70	47.5	11.93	50.8	13.21	54.0	14.50	60.7	17.16	62.0	17.44
	29	34.3	8.22	40.8	10.37	47.5	12.76	50.8	14.11	54.0	15.47	60.0	17.99	61.2	18.15
	31	34.3	8.74	40.8	11.04	47.5	13.60	50.8	15.06	54.0	16.51	59.0	18.64	60.2	18.89
	33	34.3	9.30	40.8	11.76	47.5	14.50	50.8	16.02	54.0	17.57	58.2	19.40	59.4	19.57
	35	34.3	9.89	40.8	12.52	47.5	15.46	50.8	17.08	54.0	18.79	57.2	20.10	58.4	20.28
	37	34.3	10.53	40.8	13.33	47.5	16.46	49.8	17.69	54.0	20.10	56.2	20.83	57.6	20.77
	39	34.3	11.22	40.8	14.20	47.5	17.53	49.2	18.28	54.0	21.31	55.4	21.60	56.6	21.54
41	32.4	12.46	38.7	15.78	45.1	19.48	48.2	19.81	51.4	21.79	54.5	23.32	55.7	23.53	
43	30.6	12.99	36.8	16.44	43.9	20.54	47.3	21.05	50.4	22.63	53.5	23.91	54.7	24.17	
44	30.1	13.55	36.7	17.15	43.0	21.64	46.2	22.37	49.3	23.49	52.4	24.53	53.7	24.75	
47	28.4	18.03	35.5	22.82	41.6	22.72	44.6	22.72	47.5	24.99	50.6	26.34	52.0	26.57	
50	26.0	17.71	31.8	22.41	37.1	23.96	39.7	24.60	42.4	26.68	45.2	28.14	46.7	27.79	
52	20.5	14.61	27.6	18.19	34.1	20.47	37.5	21.49	37.7	20.78	39.1	20.50	40.8	21.05	

GMV6 HR DC Inverter VRF Units Technical Sales Guide

TC—Total capacity of outdoor unit; PI—Power input of outdoor unit															
Connection ratio	Outdoor air temp (°C DB)	Indoor air temp													
		14.0°C WB		16.0°C WB		18.0°C WB		19.0°C WB		20.0°C WB		22.0°C WB		24.0°C WB	
		20.0°C DB		23.0°C DB		26.0°C DB		27.0°C DB		28.0°C DB		30.0°C DB		32.0°C DB	
		TC	PI	TC	PI	TC	PI	TC	PI	TC	PI	TC	PI	TC	PI
		kW	kW	kW	kW	kW	kW	kW	kW	kW	kW	kW	kW	kW	
80%	-5	30.5	4.59	36.3	5.66	42.2	7.03	45.1	7.74	47.9	8.46	54.0	10.05	59.8	10.76
	0	30.5	4.60	36.3	5.67	42.2	7.05	45.1	7.76	47.9	8.48	54.0	10.07	59.8	10.78
	4	30.5	4.61	36.3	5.69	42.2	7.07	45.1	7.79	47.9	8.51	54.0	10.10	59.8	10.82
	7	30.5	4.70	36.3	5.80	42.2	7.20	45.1	7.93	47.9	8.67	54.0	10.29	59.8	11.02
	10	30.5	5.47	36.3	6.55	42.2	7.71	45.1	8.30	48.0	8.89	54.0	10.16	59.8	11.79
	12	30.5	5.55	36.3	6.66	42.2	7.84	45.1	8.46	48.0	9.06	54.0	10.33	59.8	11.70
	14	30.5	5.66	36.3	6.79	42.2	7.98	45.1	8.60	48.0	9.23	54.0	10.51	59.8	11.96
	16	30.5	5.74	36.3	6.90	42.2	8.14	45.1	8.76	48.0	9.37	54.0	10.75	59.8	12.40
	18	30.5	5.85	36.3	7.04	42.2	8.32	45.1	8.95	48.0	9.55	54.0	10.99	59.8	13.26
	20	30.5	5.96	36.3	7.17	42.2	8.46	45.1	9.11	48.0	9.76	54.0	11.39	59.8	13.74
	21	30.5	6.01	36.3	7.22	42.2	8.54	45.1	9.22	48.0	9.98	54.0	11.80	59.8	14.71
	23	30.5	6.12	36.3	7.39	42.2	8.95	45.1	9.81	48.0	10.68	54.0	12.62	59.8	15.73
	25	30.5	6.31	36.3	7.84	42.2	9.57	45.1	10.49	48.0	11.40	54.0	13.51	59.8	16.79
	27	30.5	6.71	36.3	8.36	42.2	10.19	45.1	11.19	48.0	12.23	54.0	14.42	59.8	17.38
	29	30.5	7.14	36.3	8.89	42.2	10.86	45.1	11.91	47.9	13.04	54.0	15.39	59.8	18.01
	31	30.5	7.57	36.3	9.46	42.2	11.56	45.1	12.70	47.9	13.90	54.0	16.43	58.8	18.67
	33	30.5	8.06	36.3	10.54	42.2	12.32	45.1	13.53	47.9	14.80	54.0	17.53	58.0	19.34
	35	30.5	8.54	36.3	10.54	42.2	13.10	45.1	14.42	47.9	15.76	54.0	18.71	57.0	20.04
	37	30.5	9.06	36.3	11.35	42.2	13.94	44.3	15.36	47.9	16.79	54.0	19.92	56.2	20.79
	39	30.5	9.60	36.3	12.05	42.2	14.82	43.7	16.36	47.9	17.88	54.0	21.22	55.2	21.55
41	28.8	10.77	34.4	13.28	40.1	16.51	42.9	16.73	45.5	18.28	51.4	21.70	54.3	23.25	
43	27.2	11.22	33.4	13.86	39.1	17.39	42.1	17.78	44.5	18.98	50.4	22.26	53.5	23.85	
44	26.8	11.71	32.6	14.44	38.2	18.34	41.1	18.89	43.7	19.70	49.4	22.82	52.4	24.45	
47	25.3	15.58	31.5	19.21	36.9	19.26	39.6	19.18	42.1	20.96	47.8	24.51	50.7	26.26	
50	23.1	15.29	28.3	18.86	33.0	20.30	35.3	20.76	37.6	22.38	42.6	26.19	45.6	27.46	
52	18.2	12.33	24.5	15.35	30.3	17.27	33.4	18.14	33.5	17.54	34.3	17.30	36.3	17.77	
70%	-5	26.6	3.91	31.7	4.83	36.9	5.86	39.5	6.43	42.1	7.01	47.1	8.25	52.4	9.60
	0	26.6	3.92	31.7	4.84	36.9	5.87	39.5	6.44	42.1	7.02	47.1	8.27	52.4	9.61
	4	26.6	3.93	31.7	4.86	36.9	5.89	39.5	6.46	42.1	7.04	47.1	8.30	52.4	9.65
	7	26.6	4.00	31.7	4.95	36.9	6.00	39.5	6.58	42.1	7.18	47.1	8.45	52.4	9.83
	10	26.6	4.82	31.7	5.71	36.9	6.66	39.5	7.17	42.0	7.68	47.2	8.73	52.4	9.81
	12	26.6	4.88	31.7	5.80	36.9	6.79	39.5	7.30	42.0	7.82	47.2	8.89	52.4	10.00
	14	26.6	4.96	31.7	5.90	36.9	6.90	39.5	7.41	42.0	7.95	47.2	9.06	52.4	10.19
	16	26.6	5.04	31.7	6.01	36.9	7.04	39.5	7.57	42.0	8.11	47.2	9.22	52.4	10.38
	18	26.6	5.12	31.7	6.12	36.9	7.17	39.5	7.71	42.0	8.25	47.2	9.41	52.4	10.59
	20	26.6	5.20	31.7	6.23	36.9	7.30	39.5	7.84	42.0	8.41	47.2	9.60	52.4	10.89
	21	26.6	5.26	31.7	6.28	36.9	7.36	39.5	7.92	42.0	8.49	47.2	9.70	52.4	11.27
	23	26.6	5.34	31.7	6.39	36.9	7.52	39.5	8.19	42.0	8.92	47.2	10.43	52.4	12.08
	25	26.6	5.44	31.7	6.66	36.9	8.01	39.5	8.76	42.0	9.51	47.2	11.16	52.4	12.91
	27	26.6	5.77	31.7	7.09	36.9	8.54	39.5	9.33	42.0	10.16	47.2	11.91	52.4	13.80
	29	26.6	6.12	31.7	7.52	36.9	9.08	39.5	9.95	42.0	10.81	47.2	12.70	52.4	14.74
	31	26.6	6.47	31.7	7.98	36.9	9.68	39.5	10.57	42.0	11.51	47.2	13.53	52.4	15.71
	33	26.6	6.87	31.7	8.49	36.9	10.30	39.5	11.24	42.0	12.26	47.2	14.42	52.4	16.77
	35	26.6	7.28	31.7	9.00	36.9	10.92	39.5	11.97	42.0	13.05	47.2	15.36	52.4	17.87
	37	26.6	7.68	31.7	9.54	36.9	11.62	38.8	12.72	42.0	13.88	47.2	16.36	52.4	19.03
	39	26.6	8.14	31.7	10.11	36.9	12.32	38.2	13.50	42.0	14.74	47.2	17.39	52.4	20.27
41	25.2	9.17	30.1	11.34	35.1	13.75	37.5	13.88	40.0	15.13	44.9	17.82	49.9	20.73	
43	23.8	9.56	29.2	11.84	33.8	14.49	36.8	14.76	38.0	15.70	44.1	18.27	48.5	21.26	
44	23.4	9.97	28.5	12.33	33.4	15.28	35.9	15.68	38.4	16.31	43.2	18.74	48.2	21.80	
47	22.1	13.27	27.6	16.41	32.3	16.05	34.7	15.92	37.0	17.35	41.8	20.13	46.6	23.41	
50	20.3	13.03	24.7	16.11	28.8	16.92	30.9	17.23	33.0	18.53	37.3	21.51	41.9	24.48	
52	15.9	10.23	21.4	12.74	26.5	14.21	29.2	15.05	29.3	14.56	30.0	14.36	31.7	14.74	

TC—Total capacity of outdoor unit; PI—Power input of outdoor unit															
Connection ratio	Outdoor air temp (°C DB)	Indoor air temp													
		14.0°C WB		16.0°C WB		18.0°C WB		19.0°C WB		20.0°C WB		22.0°C WB		24.0°C WB	
		20.0°C DB		23.0°C DB		26.0°C DB		27.0°C DB		28.0°C DB		30.0°C DB		32.0°C DB	
		TC	PI	TC	PI	TC	PI	TC	PI	TC	PI	TC	PI	TC	PI
		kW	kW	kW	kW	kW	kW	kW	kW	kW	kW	kW	kW	kW	
60%	-5	22.8	3.29	27.2	4.01	31.7	4.81	33.8	5.24	36.1	5.69	40.5	6.64	44.9	7.67
	0	22.8	3.29	27.2	4.02	31.7	4.81	33.8	5.25	36.1	5.70	40.5	6.66	44.9	7.69
	4	22.8	3.30	27.2	4.03	31.7	4.83	33.8	5.27	36.1	5.72	40.5	6.68	44.9	7.71
	7	22.8	3.37	27.2	4.11	31.7	4.92	33.8	5.37	36.1	5.83	40.5	6.80	44.9	7.86
	10	22.8	4.18	27.2	4.91	31.7	5.69	33.8	6.09	36.0	6.50	40.5	7.36	44.9	8.25
	12	22.8	4.26	27.2	4.99	31.7	5.80	33.8	6.20	36.0	6.60	40.5	7.49	44.9	8.38
	14	22.8	4.31	27.2	5.07	31.7	5.88	33.8	6.31	36.0	6.74	40.5	7.63	44.9	8.54
	16	22.8	4.37	27.2	5.15	31.7	5.98	33.8	6.42	36.0	6.85	40.5	7.76	44.9	8.71
	18	22.8	4.45	27.2	5.23	31.7	6.09	33.8	6.52	36.0	6.98	40.5	7.90	44.9	8.87
	20	22.8	4.50	27.2	5.34	31.7	6.20	33.8	6.66	36.0	7.12	40.5	8.06	44.9	9.06
	21	22.8	4.56	27.2	5.36	31.7	6.25	33.8	6.71	36.0	7.17	40.5	8.14	44.9	9.14
	23	22.8	4.61	27.2	5.47	31.7	6.36	33.8	6.85	36.0	7.30	40.5	8.46	44.9	9.73
	25	22.8	4.69	27.2	5.58	31.7	6.60	33.8	7.17	36.0	7.76	40.5	9.03	44.9	10.38
	27	22.8	4.88	27.2	5.90	31.7	7.04	33.8	7.65	36.0	8.27	40.5	9.62	44.9	11.08
	29	22.8	5.15	27.2	6.25	31.7	7.49	33.8	8.14	36.0	8.81	40.5	10.27	44.9	11.83
	31	22.8	5.47	27.2	6.66	31.7	7.95	33.8	8.65	36.0	9.38	40.5	10.92	44.9	12.59
	33	22.8	5.77	27.2	7.04	31.7	8.44	33.8	9.19	36.0	9.97	40.5	11.62	44.9	13.42
	35	22.8	6.12	27.2	7.47	31.7	8.95	33.8	9.76	36.0	10.59	40.5	12.37	44.9	14.29
	37	22.8	6.47	27.2	7.90	31.7	9.49	33.2	10.35	36.0	11.24	40.5	13.15	44.9	15.20
	39	22.8	6.82	27.2	8.36	31.7	10.05	32.8	10.97	36.0	11.94	40.5	13.96	44.9	16.17
41	21.6	7.71	25.8	9.41	30.1	11.28	32.2	11.32	34.2	12.29	38.5	14.35	42.8	16.57	
43	20.4	8.04	24.5	9.80	29.2	11.88	31.6	12.03	33.2	12.75	38.1	14.71	41.9	17.00	
44	20.1	8.38	24.5	10.23	28.7	12.53	30.8	12.78	32.9	13.24	37.1	15.09	41.3	17.43	
47	19.0	11.15	23.7	13.61	27.7	13.15	29.7	12.98	31.7	14.09	35.8	16.21	40.0	18.71	
50	17.4	10.95	21.2	13.36	24.7	13.87	26.5	14.05	28.3	15.04	32.0	17.32	35.9	19.57	
52	13.7	8.34	18.4	10.39	22.7	11.69	25.0	12.27	25.1	11.87	25.7	11.71	27.2	12.02	
50%	-5	19.0	2.72	22.7	3.26	26.4	3.85	28.2	4.17	30.0	4.50	33.7	5.21	37.5	5.96
	0	19.0	2.73	22.7	3.26	26.4	3.86	28.2	4.18	30.0	4.51	33.7	5.22	37.5	5.97
	4	19.0	2.74	22.7	3.27	26.4	3.87	28.2	4.19	30.0	4.53	33.7	5.24	37.5	6.00
	7	19.0	2.79	22.7	3.34	26.4	3.94	28.2	4.27	30.0	4.61	33.7	5.34	37.5	6.11
	10	19.0	3.61	22.7	4.18	26.4	4.77	28.2	5.09	30.0	5.39	33.7	6.06	37.5	6.77
	12	19.0	3.64	22.7	4.23	26.4	4.85	28.2	5.15	30.0	5.50	33.7	6.17	37.5	6.87
	14	19.0	3.69	22.7	4.29	26.4	4.91	28.2	5.26	30.0	5.58	33.7	6.28	37.5	7.01
	16	19.0	3.75	22.7	4.34	26.4	4.99	28.2	5.34	30.0	5.66	33.7	6.39	37.5	7.12
	18	19.0	3.80	22.7	4.42	26.4	5.07	28.2	5.42	30.0	5.77	33.7	6.50	37.5	7.25
	20	19.0	3.85	22.7	4.47	26.4	5.15	28.2	5.53	30.0	5.88	33.7	6.63	37.5	7.39
	21	19.0	3.88	22.7	4.53	26.4	5.20	28.2	5.55	30.0	5.93	33.7	6.68	37.5	7.47
	23	19.0	3.94	22.7	4.58	26.4	5.28	28.2	5.66	30.0	6.04	33.7	6.79	37.5	7.63
	25	19.0	3.99	22.7	4.66	26.4	5.39	28.2	5.77	30.0	6.23	33.7	7.14	37.5	8.14
	27	19.0	4.07	22.7	4.85	26.4	5.69	28.2	6.15	30.0	6.60	33.7	7.60	37.5	8.68
	29	19.0	4.29	22.7	5.12	26.4	6.04	28.2	6.52	29.9	7.04	33.7	8.09	37.5	9.25
	31	19.0	4.53	22.7	5.42	26.4	6.44	28.2	6.93	29.9	7.47	33.7	8.60	37.5	9.84
	33	19.0	4.80	22.7	5.74	26.4	6.79	28.2	7.33	29.9	7.92	33.7	9.14	37.5	10.46
	35	19.0	5.07	22.7	6.06	26.4	7.17	28.2	7.76	29.9	8.38	33.7	9.70	37.5	11.11
	37	19.0	5.34	22.7	6.42	26.4	7.60	27.7	8.22	29.9	8.89	33.7	10.30	37.5	11.81
	39	19.0	5.63	22.7	6.77	26.4	8.03	27.3	8.71	29.9	9.43	33.7	10.92	37.5	12.53
41	18.0	6.38	21.5	7.64	25.1	9.03	26.8	9.00	28.4	9.72	32.1	11.26	35.7	12.88	
43	17.0	6.67	20.4	8.02	24.4	9.52	26.3	9.65	28.0	10.10	31.2	11.55	34.8	13.22	
44	16.7	6.94	20.4	8.31	23.9	10.04	25.7	10.17	27.3	10.48	30.9	11.84	34.5	13.55	
47	15.8	9.24	19.7	11.06	23.1	10.54	24.8	10.32	26.3	11.15	29.8	12.71	33.3	14.55	
50	14.5	9.07	17.7	10.86	20.6	11.11	22.1	11.18	23.5	11.90	26.6	13.58	30.0	15.21	
52	11.4	6.64	15.3	8.26	18.9	9.30	20.8	9.76	20.9	9.44	21.4	9.31	22.7	9.56	

GMV6 HR DC Inverter VRF Units Technical Sales Guide

GMV-VQ615WM/C-X

		TC—Total capacity of outdoor unit; PI—Power input of outdoor unit													
Connection ratio	Outdoor air temp (°C DB)	Indoor air temp													
		14.0°C WB		16.0°C WB		18.0°C WB		19.0°C WB		20.0°C WB		22.0°C WB		24.0°C WB	
		20.0°C DB		23.0°C DB		26.0°C DB		27.0°C DB		28.0°C DB		30.0°C DB		32.0°C DB	
		TC	PI	TC	PI	TC	PI	TC	PI	TC	PI	TC	PI	TC	PI
		kW	kW	kW	kW	kW	kW	kW	kW	kW	kW	kW	kW	kW	
135%	-5	54.4	11.57	64.8	14.09	75.2	14.26	78.1	14.34	79.5	14.41	81.5	14.58	83.6	14.74
	0	54.4	11.59	64.8	14.12	75.2	14.29	78.1	14.36	79.5	14.44	81.5	14.61	83.6	14.76
	4	54.4	11.64	64.8	14.17	75.2	14.34	78.1	14.42	79.5	14.49	81.5	14.67	83.6	14.82
	7	54.4	11.85	64.8	14.43	75.2	14.61	78.1	14.68	79.5	14.76	81.5	14.94	83.6	15.09
	10	54.4	12.06	64.8	14.74	75.2	17.53	78.1	17.92	79.0	17.56	81.0	16.82	82.9	16.05
	12	54.4	12.27	64.8	15.02	75.2	17.88	77.0	17.81	78.1	17.46	79.8	16.68	81.8	16.44
	14	54.4	12.52	64.8	15.31	75.0	18.09	76.1	17.74	77.0	17.35	79.0	17.21	81.0	17.39
	16	54.4	12.73	64.8	15.62	74.1	18.02	75.0	17.88	75.9	17.95	77.9	18.13	79.8	18.30
	18	54.4	12.98	64.8	15.94	73.0	18.69	73.9	18.80	75.0	18.90	77.0	19.08	79.0	19.26
	20	54.4	13.26	64.8	16.96	71.9	19.61	73.0	19.72	73.9	19.82	75.9	20.00	77.9	20.21
	21	54.4	13.61	64.8	17.56	71.4	20.07	72.5	20.17	73.4	20.28	75.4	20.49	77.4	20.67
	23	54.4	14.60	64.8	18.83	70.6	20.99	71.4	21.09	72.3	21.20	74.3	21.41	76.3	21.62
	25	54.4	15.59	64.8	20.17	69.5	21.90	70.6	22.01	71.4	22.15	73.4	22.36	75.4	22.57
	27	54.4	16.65	64.8	21.58	68.6	19.29	69.5	22.96	70.3	23.07	72.3	23.31	74.3	23.56
	29	54.4	17.78	64.8	23.07	67.5	23.74	68.3	23.88	69.5	24.02	71.4	24.27	73.4	24.51
	31	54.4	18.98	64.6	24.41	66.4	24.69	67.5	24.83	68.3	24.94	70.3	25.22	72.3	25.50
	33	54.4	20.21	63.5	25.32	65.5	25.57	66.4	25.75	67.5	25.89	69.5	26.17	71.2	26.49
	35	54.4	21.55	62.4	26.24	64.4	26.56	65.5	26.70	66.4	26.84	68.3	27.16	70.3	27.44
	37	54.4	22.93	61.5	27.19	63.5	27.51	64.4	27.65	65.5	27.83	67.2	28.15	69.2	28.46
	39	54.4	24.41	60.4	28.11	62.4	28.43	63.5	28.60	64.4	28.78	66.4	29.10	68.3	29.45
41	51.4	27.15	59.3	33.06	61.2	33.46	62.2	30.97	63.1	31.13	65.1	31.50	67.0	31.83	
43	48.6	28.31	58.1	34.46	60.0	35.27	61.0	32.92	61.9	32.32	63.8	32.30	65.7	32.63	
44	47.9	29.52	56.1	35.95	58.2	37.18	59.6	34.98	60.6	33.55	62.6	33.13	64.7	33.48	
47	45.2	39.29	54.3	47.84	56.3	39.04	57.5	35.51	58.4	35.70	60.5	35.58	62.6	35.95	
50	41.4	38.57	48.7	46.97	50.3	41.16	51.3	38.45	52.1	38.11	54.0	38.02	56.3	37.59	
52	26.4	22.83	35.5	28.42	44.0	31.98	48.4	33.58	48.6	32.47	49.8	32.03	52.6	32.89	
120%	-5	50.2	10.30	59.7	13.33	69.5	14.17	74.3	14.24	78.2	14.32	80.0	14.47	81.7	14.62
	0	50.2	10.32	59.7	13.36	69.5	14.19	74.3	14.27	78.2	14.35	80.0	14.50	81.7	14.65
	4	50.2	10.36	59.7	13.41	69.5	14.25	74.3	14.32	78.2	14.40	80.0	14.55	81.7	14.70
	7	50.2	10.55	59.7	13.66	69.5	14.51	74.3	14.59	78.2	14.67	80.0	14.82	81.7	14.98
	10	50.2	11.00	59.7	13.44	69.5	15.98	74.3	17.28	77.9	18.02	79.6	17.32	81.4	16.65
	12	50.2	11.22	59.7	13.68	69.5	16.29	74.3	17.60	76.7	17.92	78.5	17.25	80.3	16.54
	14	50.2	11.43	59.7	13.97	69.5	16.61	74.3	17.95	75.6	17.81	77.6	17.14	79.4	17.25
	16	50.2	11.64	59.7	14.25	69.5	16.93	73.9	18.09	74.8	17.85	76.5	18.02	78.3	18.16
	18	50.2	11.85	59.7	14.53	69.5	17.53	72.8	18.69	73.7	18.76	75.4	18.94	77.4	19.12
	20	50.2	12.10	59.7	15.10	69.5	18.83	71.9	19.61	72.8	19.68	74.5	19.86	76.3	20.03
	21	50.2	12.20	59.7	15.62	69.5	19.50	71.2	20.07	72.1	20.14	74.1	20.32	75.9	20.53
	23	50.2	13.05	59.7	16.75	69.5	20.88	70.3	20.95	71.2	21.06	73.0	21.27	74.8	21.44
	25	50.2	13.93	59.7	17.92	68.3	21.80	69.2	21.87	70.1	21.97	72.1	22.18	73.9	22.40
	27	50.2	14.88	59.7	19.15	67.5	22.68	68.3	22.82	69.2	22.93	71.0	23.14	72.8	23.35
	29	50.2	15.87	59.7	20.46	66.4	23.60	67.2	23.74	68.1	23.84	69.9	24.09	71.9	24.30
	31	50.2	16.93	59.7	21.83	65.5	24.55	66.4	24.65	67.2	24.79	69.0	25.04	70.8	25.29
	33	50.2	18.02	59.7	23.31	64.4	25.46	65.2	25.61	66.1	25.71	67.9	25.99	69.7	26.24
	35	50.2	19.19	59.7	24.83	63.3	26.38	64.1	26.52	65.2	26.66	67.0	26.95	68.8	27.23
	37	50.2	20.42	59.7	26.45	62.4	27.33	63.3	27.47	64.1	27.62	65.9	27.90	67.7	28.22
	39	50.2	21.73	59.5	27.93	61.3	28.25	62.2	28.43	63.0	28.57	65.0	28.89	66.8	29.17
41	47.4	24.18	56.7	31.29	60.1	33.24	61.0	30.77	62.1	30.93	63.8	31.26	65.6	31.58	
43	44.8	25.20	54.1	32.61	59.0	35.03	59.8	32.69	61.1	32.11	62.6	32.05	64.3	32.40	
44	44.2	26.29	53.7	34.02	57.2	36.93	58.4	34.74	59.6	33.33	61.4	32.87	63.3	33.22	
47	41.7	34.98	52.0	45.26	55.4	38.78	56.3	35.28	57.4	35.46	59.3	35.30	61.2	35.67	
50	38.2	34.34	46.6	44.45	49.4	40.89	50.2	38.19	51.2	37.86	52.9	37.72	55.0	37.30	
52	25.9	22.68	34.8	28.23	43.1	31.77	47.4	33.36	47.6	32.26	48.8	31.82	51.5	32.68	

TC—Total capacity of outdoor unit; PI—Power input of outdoor unit															
Connection ratio	Outdoor air temp (°C DB)	Indoor air temp													
		14.0°C WB		16.0°C WB		18.0°C WB		19.0°C WB		20.0°C WB		22.0°C WB		24.0°C WB	
		20.0°C DB		23.0°C DB		26.0°C DB		27.0°C DB		28.0°C DB		30.0°C DB		32.0°C DB	
		TC	PI	TC	PI	TC	PI	TC	PI	TC	PI	TC	PI	TC	PI
		kW	kW	kW	kW	kW	kW	kW	kW	kW	kW	kW	kW	kW	
110%	-5	46.0	9.11	54.9	11.72	63.7	14.07	68.1	14.15	72.5	14.22	78.2	14.36	79.8	14.49
	0	46.0	9.13	54.9	11.75	63.7	14.10	68.1	14.17	72.5	14.25	78.2	14.38	79.8	14.52
	4	46.0	9.16	54.9	11.79	63.7	14.15	68.1	14.23	72.5	14.30	78.2	14.44	79.8	14.57
	7	46.0	9.33	54.9	12.01	63.7	14.41	68.1	14.49	72.5	14.57	78.2	14.70	79.8	14.84
	10	46.0	9.98	54.9	12.17	63.7	14.46	68.1	15.62	72.5	16.82	78.1	17.85	79.8	17.25
	12	46.0	10.19	54.9	12.41	63.7	14.74	68.1	15.94	72.5	17.14	77.2	17.78	78.7	17.14
	14	46.0	10.37	54.9	12.63	63.7	15.02	68.1	16.22	72.5	17.46	76.1	17.78	77.9	17.11
	16	46.0	10.55	54.9	12.87	63.7	15.31	68.1	16.54	72.5	17.81	75.2	17.88	76.7	18.06
	18	46.0	10.76	54.9	13.12	63.7	15.62	68.1	17.00	72.5	18.66	74.1	18.80	75.9	18.98
	20	46.0	10.97	54.9	13.40	63.7	16.54	68.1	18.27	71.4	19.57	73.2	19.72	74.8	19.89
	21	46.0	11.07	54.9	13.79	63.7	17.14	68.1	18.94	71.0	20.03	72.5	20.17	74.3	20.35
	23	46.0	11.60	54.9	14.78	63.7	18.38	68.1	20.32	69.9	20.91	71.7	21.13	73.2	21.30
	25	46.0	12.34	54.9	15.80	63.7	19.65	68.1	21.76	69.0	21.83	70.6	22.04	72.3	22.22
	27	46.0	13.19	54.9	16.89	63.7	21.02	67.0	22.68	67.9	22.75	69.7	22.96	71.2	23.17
	29	46.0	14.07	54.9	18.02	63.7	22.47	66.1	23.60	67.0	23.70	68.6	23.91	70.3	24.12
	31	46.0	14.99	54.9	19.22	63.7	23.98	65.0	24.51	65.9	24.62	67.7	24.83	69.2	25.08
	33	46.0	15.94	54.9	20.49	63.3	25.29	64.1	25.43	65.0	25.54	66.6	25.78	68.3	26.03
	35	46.0	16.96	54.9	21.83	62.4	26.21	63.0	26.35	63.9	26.49	65.5	26.73	67.2	26.98
	37	46.0	18.06	54.9	23.24	61.3	27.16	62.2	27.26	62.8	27.40	64.6	27.69	66.1	27.93
	39	46.0	19.19	54.9	24.76	60.2	28.07	61.0	28.22	61.9	28.36	63.5	28.64	65.2	28.92
41	43.5	21.38	52.1	27.51	59.3	33.02	59.9	30.56	60.8	30.73	62.3	31.01	64.1	31.30	
43	41.1	22.29	49.5	28.68	58.4	34.80	58.8	32.49	59.7	31.90	61.2	31.80	62.9	32.09	
44	40.5	23.24	49.4	29.91	56.4	36.69	57.4	34.51	58.4	33.11	60.0	32.62	61.9	32.92	
47	38.2	30.93	47.7	39.80	54.6	38.52	55.3	35.04	56.3	35.23	57.9	35.02	59.8	35.35	
50	35.0	30.37	42.8	39.08	48.7	40.62	49.4	37.94	50.2	37.61	51.7	37.43	53.8	36.96	
52	25.4	22.53	34.2	28.05	42.3	31.56	46.6	33.14	46.8	32.04	48.0	31.61	50.7	32.46	
100%	-5	41.8	7.97	49.8	10.20	57.9	12.72	61.5	14.05	65.9	14.12	74.1	14.25	78.3	14.38
	0	41.8	7.98	49.8	10.22	57.9	12.74	61.5	14.08	65.9	14.15	74.1	14.28	78.3	14.41
	4	41.8	8.01	49.8	10.26	57.9	12.79	61.5	14.13	65.9	14.20	74.1	14.33	78.3	14.46
	7	41.8	8.16	49.8	10.45	57.9	13.03	61.5	14.39	65.9	14.47	74.1	14.60	78.3	14.73
	10	41.8	9.03	49.8	10.97	57.9	12.97	61.5	14.01	65.9	15.13	74.1	17.12	78.3	17.79
	12	41.8	9.15	49.8	11.11	57.9	13.15	61.5	14.19	65.9	15.42	74.1	17.42	77.2	17.65
	14	41.8	9.31	49.8	11.31	57.9	13.37	61.5	14.45	65.9	15.70	74.1	17.72	76.3	17.51
	16	41.8	9.52	49.8	11.56	57.9	13.67	61.5	14.78	65.9	16.06	73.8	18.12	75.2	17.91
	18	41.8	9.73	49.8	11.82	57.9	13.94	61.5	15.07	65.9	16.37	72.8	18.47	74.3	18.75
	20	41.8	9.88	49.8	12.00	57.9	14.40	61.5	15.86	65.9	17.41	71.7	19.44	73.2	19.74
	21	41.8	9.98	49.8	12.12	57.9	14.89	61.5	16.40	65.9	18.01	71.2	20.10	72.8	20.28
	23	41.8	10.23	49.8	12.95	57.9	16.01	61.5	17.63	65.9	19.36	70.4	21.27	71.7	21.46
	25	41.8	10.89	49.8	13.78	57.9	17.03	61.5	18.76	65.9	20.71	69.2	22.04	70.8	22.24
	27	41.8	11.63	49.8	14.72	57.9	18.28	61.5	20.13	65.9	22.22	68.1	22.82	69.7	23.03
	29	41.8	12.32	49.8	15.73	57.9	19.55	61.5	21.53	65.7	23.54	67.2	23.92	68.7	24.14
	31	41.8	13.11	49.8	16.75	57.9	20.84	61.5	23.20	64.9	24.49	65.6	24.89	67.7	25.12
	33	41.8	13.94	49.8	17.84	57.9	22.22	61.5	24.55	63.7	25.38	65.3	25.61	66.8	25.84
	35	41.8	14.83	49.8	18.99	57.9	23.68	61.5	26.17	62.6	26.30	64.1	26.54	65.6	26.78
	37	41.8	15.80	49.8	20.23	57.9	25.22	60.8	27.11	61.8	27.25	63.2	27.44	64.7	27.69
	39	41.8	16.83	49.8	21.54	57.9	26.86	60.0	28.01	60.3	28.15	62.4	28.35	63.2	28.60
41	39.5	18.69	47.3	23.93	55.1	29.84	58.9	30.36	59.5	30.51	61.0	30.78	62.6	31.06	
43	37.3	19.49	44.9	24.97	53.7	31.45	57.8	32.27	58.7	31.67	59.7	31.57	62.0	31.86	
44	36.8	20.32	44.8	26.02	52.4	33.16	56.4	34.28	57.1	32.88	58.7	32.38	60.4	32.67	
47	34.7	27.04	43.3	34.63	50.7	34.82	54.4	34.81	55.1	34.98	56.7	34.76	58.4	35.08	
50	31.8	26.55	38.8	34.00	45.3	36.71	48.5	37.68	49.1	37.35	50.6	37.15	52.5	36.68	
52	25.0	20.51	33.6	25.53	41.6	28.73	45.8	30.16	46.0	29.17	47.1	28.78	49.8	29.55	

GMV6 HR DC Inverter VRF Units Technical Sales Guide

TC—Total capacity of outdoor unit; PI—Power input of outdoor unit															
Connection ratio	Outdoor air temp (°C DB)	Indoor air temp													
		14.0°C WB		16.0°C WB		18.0°C WB		19.0°C WB		20.0°C WB		22.0°C WB		24.0°C WB	
		20.0°C DB		23.0°C DB		26.0°C DB		27.0°C DB		28.0°C DB		30.0°C DB		32.0°C DB	
		TC	PI	TC	PI	TC	PI	TC	PI	TC	PI	TC	PI	TC	PI
		kW	kW	kW	kW	kW	kW	kW	kW	kW	kW	kW	kW	kW	
90%	-5	37.6	6.95	44.8	8.80	52.2	10.86	55.7	12.00	59.3	13.20	66.6	14.13	73.9	14.25
	0	37.6	6.96	44.8	8.81	52.2	10.88	55.7	12.02	59.3	13.23	66.6	14.15	73.9	14.28
	4	37.6	6.99	44.8	8.85	52.2	10.92	55.7	12.07	59.3	13.28	66.6	14.20	73.9	14.33
	7	37.6	7.12	44.8	9.01	52.2	11.12	55.7	12.29	59.3	13.52	66.6	14.47	73.9	14.60
	10	37.6	7.88	44.8	9.46	52.2	11.08	55.7	12.48	59.3	13.29	66.7	15.23	73.9	17.25
	12	37.6	7.98	44.8	9.59	52.2	11.23	55.7	12.65	59.3	13.55	66.7	15.49	73.9	17.48
	14	37.6	8.12	44.8	9.75	52.2	11.42	55.7	12.84	59.3	13.78	66.7	15.76	73.9	17.76
	16	37.6	8.30	44.8	9.97	52.2	11.68	55.7	13.13	59.3	14.09	66.7	16.11	73.6	18.11
	18	37.6	8.49	44.8	10.20	52.2	11.90	55.7	13.38	59.3	14.36	66.7	16.49	73.0	18.76
	20	37.6	8.62	44.8	10.35	52.2	12.30	55.7	13.66	59.3	14.96	66.7	17.71	71.7	19.55
	21	37.6	8.71	44.8	10.46	52.2	12.72	55.7	14.11	59.3	15.47	66.7	18.32	71.2	19.98
	23	37.6	8.93	44.8	11.17	52.2	13.67	55.7	15.17	59.3	16.57	66.7	19.68	70.1	21.01
	25	37.6	9.50	44.8	11.88	52.2	14.55	55.7	16.19	59.3	17.72	66.7	21.04	69.2	21.87
	27	37.6	10.15	44.8	12.70	52.2	15.61	55.7	17.28	59.3	18.97	66.7	22.46	68.1	22.83
	29	37.6	10.75	44.8	13.56	52.2	16.69	55.7	18.46	59.3	20.25	65.9	23.54	67.2	23.75
	31	37.6	11.44	44.8	14.45	52.2	17.80	55.7	19.71	59.3	21.61	64.8	24.39	66.1	24.72
	33	37.6	12.17	44.8	15.38	52.2	18.97	55.7	20.96	59.3	22.99	63.9	25.38	65.2	25.61
	35	37.6	12.94	44.8	16.38	52.2	20.23	55.7	22.35	59.3	24.58	62.8	26.30	64.1	26.54
	37	37.6	13.78	44.8	17.45	52.2	21.54	54.7	23.15	59.3	26.30	61.7	27.25	63.3	27.18
	39	37.6	14.68	44.8	18.58	52.2	22.94	54.0	23.92	59.3	27.88	60.8	28.26	62.2	28.18
41	35.6	16.31	42.5	20.64	49.6	25.48	53.0	25.93	56.4	28.52	59.8	30.51	61.1	30.79	
43	33.6	17.00	40.4	21.51	48.2	26.87	52.0	27.55	55.3	29.61	58.8	31.29	60.1	31.63	
44	33.1	17.73	40.3	22.44	47.2	28.32	50.7	29.28	54.2	30.73	57.5	32.09	59.0	32.38	
47	31.2	23.59	39.0	29.87	45.6	29.73	48.9	29.72	52.2	32.70	55.6	34.46	57.1	34.77	
50	28.6	23.17	34.9	29.33	40.7	31.35	43.6	32.18	46.6	34.91	49.6	36.83	51.3	36.36	
52	22.5	19.12	30.3	23.80	37.4	26.79	41.2	28.12	41.4	27.20	42.9	26.83	44.8	27.55	
80%	-5	33.4	6.00	39.8	7.41	46.4	9.20	49.5	10.13	52.6	11.07	59.3	13.15	65.7	14.08
	0	33.4	6.02	39.8	7.42	46.4	9.22	49.5	10.15	52.6	11.10	59.3	13.17	65.7	14.11
	4	33.4	6.04	39.8	7.45	46.4	9.26	49.5	10.19	52.6	11.14	59.3	13.22	65.7	14.16
	7	33.4	6.15	39.8	7.58	46.4	9.43	49.5	10.38	52.6	11.34	59.3	13.46	65.7	14.43
	10	33.4	7.16	39.8	8.57	46.4	10.09	49.5	10.86	52.7	11.63	59.3	13.29	65.7	15.43
	12	33.4	7.27	39.8	8.71	46.4	10.26	49.5	11.07	52.7	11.86	59.3	13.52	65.7	15.31
	14	33.4	7.41	39.8	8.89	46.4	10.44	49.5	11.25	52.7	12.07	59.3	13.75	65.7	15.65
	16	33.4	7.51	39.8	9.03	46.4	10.65	49.5	11.46	52.7	12.26	59.3	14.06	65.7	16.22
	18	33.4	7.65	39.8	9.21	46.4	10.89	49.5	11.71	52.7	12.50	59.3	14.38	65.7	17.35
	20	33.4	7.79	39.8	9.38	46.4	11.07	49.5	11.92	52.7	12.78	59.3	14.90	65.7	17.98
	21	33.4	7.87	39.8	9.45	46.4	11.18	49.5	12.06	52.7	13.06	59.3	15.44	65.7	19.25
	23	33.4	8.01	39.8	9.66	46.4	11.71	49.5	12.84	52.7	13.97	59.3	16.51	65.7	20.59
	25	33.4	8.25	39.8	10.26	46.4	12.52	49.5	13.72	52.7	14.91	59.3	17.68	65.7	21.97
	27	33.4	8.78	39.8	10.93	46.4	13.33	49.5	14.64	52.7	16.00	59.3	18.87	65.7	22.74
	29	33.4	9.35	39.8	11.64	46.4	14.21	49.5	15.59	52.6	17.06	59.3	20.14	65.7	23.57
	31	33.4	9.91	39.8	12.38	46.4	15.13	49.5	16.61	52.6	18.18	59.3	21.49	64.6	24.42
	33	33.4	10.55	39.8	13.79	46.4	16.12	49.5	17.70	52.6	19.37	59.3	22.94	63.7	25.31
	35	33.4	11.18	39.8	13.79	46.4	17.14	49.5	18.87	52.6	20.62	59.3	24.48	62.6	26.23
	37	33.4	11.85	39.8	14.85	46.4	18.23	48.7	20.10	52.6	21.96	59.3	26.07	61.7	27.20
	39	33.4	12.56	39.8	15.77	46.4	19.40	48.0	21.40	52.6	23.39	59.3	27.77	60.6	28.20
41	31.6	14.09	37.8	17.38	44.1	21.60	47.1	21.89	50.0	23.92	56.4	28.40	59.7	30.42	
43	29.9	14.68	36.7	18.13	42.9	22.75	46.2	23.27	48.9	24.83	55.3	29.12	58.7	31.20	
44	29.4	15.32	35.8	18.89	42.0	24.00	45.1	24.72	48.0	25.78	54.3	29.87	57.6	32.00	
47	27.8	20.38	34.6	25.14	40.6	25.20	43.5	25.10	46.2	27.43	52.4	32.07	55.7	34.36	
50	25.4	20.01	31.1	24.68	36.2	26.57	38.8	27.17	41.3	29.29	46.8	34.27	50.1	35.93	
52	20.0	16.14	26.9	20.09	33.3	22.60	36.6	23.73	36.8	22.95	37.7	22.64	39.8	23.25	

TC—Total capacity of outdoor unit; PI—Power input of outdoor unit															
Connection ratio	Outdoor air temp (°C DB)	Indoor air temp													
		14.0°C WB		16.0°C WB		18.0°C WB		19.0°C WB		20.0°C WB		22.0°C WB		24.0°C WB	
		20.0°C DB		23.0°C DB		26.0°C DB		27.0°C DB		28.0°C DB		30.0°C DB		32.0°C DB	
		TC	PI	TC	PI	TC	PI	TC	PI	TC	PI	TC	PI	TC	PI
		kW	kW	kW	kW	kW	kW	kW	kW	kW	kW	kW	kW	kW	
70%	-5	29.3	5.11	34.8	6.33	40.6	7.67	43.4	8.41	46.2	9.17	51.8	10.80	57.5	12.56
	0	29.3	5.12	34.8	6.34	40.6	7.68	43.4	8.42	46.2	9.18	51.8	10.82	57.5	12.58
	4	29.3	5.14	34.8	6.36	40.6	7.71	43.4	8.46	46.2	9.22	51.8	10.86	57.5	12.63
	7	29.3	5.24	34.8	6.48	40.6	7.86	43.4	8.61	46.2	9.39	51.8	11.06	57.5	12.86
	10	29.3	6.31	34.8	7.48	40.6	8.71	43.4	9.38	46.1	10.05	51.8	11.43	57.5	12.84
	12	29.3	6.38	34.8	7.58	40.6	8.89	43.4	9.56	46.1	10.23	51.8	11.64	57.5	13.09
	14	29.3	6.49	34.8	7.72	40.6	9.03	43.4	9.70	46.1	10.40	51.8	11.85	57.5	13.33
	16	29.3	6.60	34.8	7.87	40.6	9.21	43.4	9.91	46.1	10.62	51.8	12.06	57.5	13.58
	18	29.3	6.70	34.8	8.01	40.6	9.38	43.4	10.09	46.1	10.79	51.8	12.31	57.5	13.86
	20	29.3	6.81	34.8	8.15	40.6	9.56	43.4	10.26	46.1	11.00	51.8	12.56	57.5	14.25
	21	29.3	6.88	34.8	8.22	40.6	9.63	43.4	10.37	46.1	11.11	51.8	12.70	57.5	14.74
	23	29.3	6.98	34.8	8.36	40.6	9.84	43.4	10.72	46.1	11.67	51.8	13.65	57.5	15.80
	25	29.3	7.12	34.8	8.71	40.6	10.48	43.4	11.46	46.1	12.45	51.8	14.60	57.5	16.89
	27	29.3	7.55	34.8	9.28	40.6	11.18	43.4	12.20	46.1	13.30	51.8	15.59	57.5	18.06
	29	29.3	8.01	34.8	9.84	40.6	11.89	43.4	13.01	46.1	14.14	51.8	16.61	57.5	19.29
	31	29.3	8.46	34.8	10.44	40.6	12.66	43.4	13.83	46.1	15.06	51.8	17.71	57.5	20.56
	33	29.3	8.99	34.8	11.11	40.6	13.47	43.4	14.71	46.1	16.05	51.8	18.87	57.5	21.94
	35	29.3	9.52	34.8	11.78	40.6	14.28	43.4	15.66	46.1	17.07	51.8	20.10	57.5	23.38
	37	29.3	10.05	34.8	12.49	40.6	15.20	42.6	16.65	46.1	18.16	51.8	21.41	57.5	24.90
	39	29.3	10.65	34.8	13.23	40.6	16.12	42.0	17.67	46.1	19.29	51.8	22.75	57.5	26.52
41	27.7	12.00	33.1	14.84	38.5	18.00	41.2	18.17	43.9	19.80	49.4	23.32	54.8	27.13	
43	26.1	12.51	32.1	15.49	37.2	18.97	40.4	19.31	41.7	20.55	48.4	23.91	53.3	27.82	
44	25.8	13.05	31.4	16.14	36.7	20.00	39.4	20.51	42.1	21.34	47.5	24.53	52.9	28.53	
47	24.3	17.36	30.3	21.47	35.5	21.00	38.1	20.83	40.6	22.70	45.9	26.34	51.2	30.63	
50	22.2	17.05	27.2	21.09	31.7	22.14	33.9	22.55	36.2	24.24	41.0	28.15	46.0	32.04	
52	17.5	13.39	23.5	16.67	29.1	18.59	32.0	19.70	32.2	19.05	33.0	18.79	34.8	19.29	
60%	-5	25.1	4.30	29.9	5.25	34.8	6.29	37.2	6.86	39.6	7.44	44.5	8.69	49.3	10.04
	0	25.1	4.31	29.9	5.26	34.8	6.30	37.2	6.87	39.6	7.46	44.5	8.71	49.3	10.06
	4	25.1	4.32	29.9	5.28	34.8	6.32	37.2	6.89	39.6	7.48	44.5	8.74	49.3	10.09
	7	25.1	4.40	29.9	5.37	34.8	6.44	37.2	7.02	39.6	7.62	44.5	8.90	49.3	10.28
	10	25.1	5.47	29.9	6.42	34.8	7.44	37.2	7.97	39.5	8.50	44.4	9.63	49.3	10.79
	12	25.1	5.57	29.9	6.52	34.8	7.58	37.2	8.11	39.5	8.64	44.4	9.80	49.3	10.97
	14	25.1	5.64	29.9	6.63	34.8	7.69	37.2	8.25	39.5	8.82	44.4	9.98	49.3	11.18
	16	25.1	5.71	29.9	6.74	34.8	7.83	37.2	8.39	39.5	8.96	44.4	10.16	49.3	11.39
	18	25.1	5.82	29.9	6.84	34.8	7.97	37.2	8.54	39.5	9.13	44.4	10.33	49.3	11.60
	20	25.1	5.89	29.9	6.98	34.8	8.11	37.2	8.71	39.5	9.31	44.4	10.55	49.3	11.85
	21	25.1	5.96	29.9	7.02	34.8	8.18	37.2	8.78	39.5	9.38	44.4	10.65	49.3	11.96
	23	25.1	6.03	29.9	7.16	34.8	8.32	37.2	8.96	39.5	9.56	44.4	11.07	49.3	12.73
	25	25.1	6.14	29.9	7.30	34.8	8.64	37.2	9.38	39.5	10.16	44.4	11.82	49.3	13.58
	27	25.1	6.38	29.9	7.72	34.8	9.21	37.2	10.02	39.5	10.83	44.4	12.59	49.3	14.50
	29	25.1	6.74	29.9	8.18	34.8	9.80	37.2	10.65	39.5	11.53	44.4	13.44	49.3	15.48
	31	25.1	7.16	29.9	8.71	34.8	10.40	37.2	11.32	39.5	12.27	44.4	14.28	49.3	16.47
	33	25.1	7.55	29.9	9.21	34.8	11.04	37.2	12.03	39.5	13.05	44.4	15.20	49.3	17.56
	35	25.1	8.01	29.9	9.77	34.8	11.71	37.2	12.77	39.5	13.86	44.4	16.19	49.3	18.69
	37	25.1	8.46	29.9	10.33	34.8	12.41	36.5	13.54	39.5	14.71	44.4	17.21	49.3	19.89
	39	25.1	8.92	29.9	10.93	34.8	13.16	36.0	14.35	39.5	15.62	44.4	18.27	49.3	21.16
41	23.7	10.09	28.4	12.31	33.0	14.75	35.3	14.81	37.6	16.08	42.3	18.78	47.0	21.68	
43	22.4	10.52	26.9	12.83	32.1	15.55	34.7	15.74	36.5	16.69	41.8	19.25	46.0	22.25	
44	22.1	10.97	26.9	13.38	31.5	16.39	33.8	16.73	36.1	17.33	40.7	19.75	45.4	22.81	
47	20.8	14.60	26.0	17.81	30.4	17.21	32.6	16.98	34.8	18.44	39.3	21.21	43.9	24.49	
50	19.1	14.33	23.3	17.49	27.2	18.15	29.1	18.39	31.0	19.68	35.1	22.66	39.5	25.61	
52	15.0	10.92	20.2	13.59	24.9	15.29	27.5	16.06	27.6	15.53	28.3	15.32	29.9	15.73	

GMV6 HR DC Inverter VRF Units Technical Sales Guide

TC—Total capacity of outdoor unit; PI—Power input of outdoor unit

Connection ratio	Outdoor air temp (°C DB)	Indoor air temp													
		14.0°C WB		16.0°C WB		18.0°C WB		19.0°C WB		20.0°C WB		22.0°C WB		24.0°C WB	
		20.0°C DB		23.0°C DB		26.0°C DB		27.0°C DB		28.0°C DB		30.0°C DB		32.0°C DB	
		TC	PI	TC	PI	TC	PI	TC	PI	TC	PI	TC	PI	TC	PI
		kW	kW	kW	kW	kW	kW	kW	kW	kW	kW	kW	kW	kW	
50%	-5	20.9	3.56	24.9	4.26	29.0	5.04	31.0	5.45	33.0	5.89	37.0	6.82	41.1	7.80
	0	20.9	3.57	24.9	4.27	29.0	5.05	31.0	5.46	33.0	5.90	37.0	6.83	41.1	7.82
	4	20.9	3.58	24.9	4.29	29.0	5.07	31.0	5.49	33.0	5.92	37.0	6.86	41.1	7.85
	7	20.9	3.65	24.9	4.36	29.0	5.16	31.0	5.59	33.0	6.03	37.0	6.98	41.1	7.99
	10	20.9	4.73	24.9	5.47	29.0	6.24	31.0	6.67	33.0	7.05	37.0	7.94	41.1	8.85
	12	20.9	4.76	24.9	5.54	29.0	6.35	31.0	6.74	33.0	7.19	37.0	8.08	41.1	8.99
	14	20.9	4.83	24.9	5.61	29.0	6.42	31.0	6.88	33.0	7.30	37.0	8.22	41.1	9.17
	16	20.9	4.90	24.9	5.68	29.0	6.52	31.0	6.98	33.0	7.41	37.0	8.36	41.1	9.31
	18	20.9	4.97	24.9	5.78	29.0	6.63	31.0	7.09	33.0	7.55	37.0	8.50	41.1	9.49
	20	20.9	5.04	24.9	5.85	29.0	6.74	31.0	7.23	33.0	7.69	37.0	8.68	41.1	9.66
	21	20.9	5.08	24.9	5.93	29.0	6.81	31.0	7.27	33.0	7.76	37.0	8.75	41.1	9.77
	23	20.9	5.15	24.9	6.00	29.0	6.91	31.0	7.41	33.0	7.90	37.0	8.89	41.1	9.98
	25	20.9	5.22	24.9	6.10	29.0	7.05	31.0	7.55	33.0	8.15	37.0	9.35	41.1	10.65
	27	20.9	5.33	24.9	6.35	29.0	7.44	31.0	8.04	33.0	8.64	37.0	9.95	41.1	11.36
	29	20.9	5.61	24.9	6.70	29.0	7.90	31.0	8.54	32.8	9.21	37.0	10.58	41.1	12.10
	31	20.9	5.93	24.9	7.09	29.0	8.43	31.0	9.06	32.8	9.77	37.0	11.25	41.1	12.87
	33	20.9	6.28	24.9	7.51	29.0	8.89	31.0	9.59	32.8	10.37	37.0	11.96	41.1	13.68
	35	20.9	6.63	24.9	7.94	29.0	9.38	31.0	10.16	32.8	10.97	37.0	12.70	41.1	14.53
	37	20.9	6.98	24.9	8.39	29.0	9.95	30.4	10.76	32.8	11.64	37.0	13.47	41.1	15.45
	39	20.9	7.37	24.9	8.85	29.0	10.51	30.0	11.39	32.8	12.34	37.0	14.28	41.1	16.40
41	19.8	8.35	23.6	10.00	27.5	11.82	29.4	11.78	31.2	12.72	35.3	14.73	39.2	16.86	
43	18.7	8.72	22.5	10.49	26.8	12.45	28.9	12.63	30.7	13.22	34.3	15.11	38.3	17.29	
44	18.4	9.08	22.4	10.87	26.2	13.13	28.2	13.31	30.0	13.71	33.9	15.49	37.8	17.73	
47	17.3	12.09	21.6	14.47	25.4	13.79	27.2	13.51	28.9	14.59	32.8	16.63	36.6	19.04	
50	15.9	11.87	19.4	14.20	22.6	14.54	24.2	14.63	25.8	15.58	29.3	17.78	32.9	19.91	
52	12.5	8.69	16.8	10.81	20.8	12.17	22.9	12.78	23.0	12.35	23.6	12.19	24.9	12.51	

► Rectification of heating capacity
GMV-VQ224WM/C-X

TC—Total capacity of outdoor unit; PI—Power input of outdoor unit														
Connection ratio	Outdoor air temp		Indoor air temperature °C DB											
			16		18		20		21		22		24	
	°C DB	°C WB	TC	PI	TC	PI	TC	PI	TC	PI	TC	PI	TC	PI
135%	-19.8	-20.0	20.6	4.83	20.5	5.18	20.5	6.00	20.4	5.63	20.4	5.83	20.4	6.19
	-18.8	-19.0	20.8	4.91	20.7	5.25	20.7	5.52	20.7	5.71	20.6	5.87	20.6	6.23
	-16.7	-17.0	21.1	5.03	21.1	5.35	21.0	5.60	21.0	5.75	21.0	5.93	20.9	6.28
	-13.7	-15.0	21.5	5.13	21.4	5.44	21.4	5.67	21.4	5.83	21.3	6.01	21.3	6.30
	-11.8	-13.0	21.8	5.23	21.7	5.50	21.7	5.70	21.7	5.89	21.6	6.02	21.7	6.34
	-9.8	-11.0	22.2	5.30	22.1	5.57	22.0	5.76	22.1	5.90	22.1	6.05	22.0	6.33
	-9.5	-10.0	22.3	5.32	22.3	5.57	22.3	5.77	22.2	5.90	22.2	6.06	22.2	6.30
	-8.5	-9.1	22.5	5.36	22.5	5.60	22.5	5.77	22.4	5.91	22.4	6.03	22.4	6.31
	-7.0	-7.6	22.8	5.38	22.7	5.60	22.7	5.77	22.7	5.88	22.7	6.03	22.6	6.28
	-5.0	-5.6	24.6	5.73	24.5	5.84	24.5	6.12	24.5	6.23	24.4	6.36	24.4	6.58
	-3.0	-3.7	24.9	5.73	24.8	5.93	24.8	6.06	24.8	6.19	24.8	6.29	24.7	6.51
	0.0	-0.7	25.4	5.68	25.4	5.85	25.3	5.96	25.3	6.06	25.3	6.17	25.3	6.36
	3.0	2.2	26.9	5.81	27.8	6.18	27.8	6.28	27.8	6.38	27.7	6.47	27.7	6.65
	5.0	4.1	31.1	6.54	34.5	7.46	32.7	7.17	31.4	7.01	30.2	6.83	28.2	6.56
	7.0	6.0	33.9	6.95	35.1	7.39	32.7	6.97	31.5	6.07	30.2	6.62	28.5	6.26
	9.0	7.9	33.9	6.76	35.2	7.18	32.7	6.75	31.5	6.60	30.5	6.40	28.5	5.89
	11.0	9.8	33.9	6.56	35.2	6.95	32.7	6.52	31.5	6.25	30.5	6.01	28.5	5.55
	13.0	11.8	34.6	6.47	35.2	6.72	32.7	6.12	31.5	5.86	30.5	5.65	28.5	5.20
15.0	13.7	36.3	6.58	35.2	6.33	32.7	5.76	31.5	5.53	30.5	5.32	28.5	4.91	
18.0	16.8	36.3	6.24	35.1	6.01	32.7	5.46	31.5	5.26	30.5	5.03	28.5	4.67	
20.0	18.5	36.3	5.93	35.1	5.74	32.7	5.21	31.5	5.02	30.5	4.78	28.5	4.46	
24.0	20.5	36.3	5.68	35.1	5.53	32.7	5.01	31.5	4.83	30.5	4.56	28.5	4.30	
120%	-19.8	-20.0	20.5	5.30	20.5	5.62	20.4	5.87	20.4	6.03	20.4	6.20	20.3	6.55
	-18.8	-19.0	20.7	5.37	20.7	5.69	20.6	5.84	20.6	6.10	20.6	6.25	20.5	6.59
	-16.7	-17.0	21.1	5.46	21.0	5.76	20.9	5.95	21.0	6.15	20.9	6.29	20.9	6.63
	-13.7	-15.0	21.4	5.54	21.4	5.82	21.3	6.03	21.3	6.18	21.3	6.34	21.3	6.64
	-11.8	-13.0	21.7	5.61	21.7	5.85	21.7	6.04	21.6	6.18	21.7	6.36	21.6	6.61
	-9.8	-11.0	22.1	5.65	22.0	5.89	22.1	6.06	22.1	6.22	22.0	6.34	22.0	6.61
	-9.5	-10.0	22.3	5.66	22.2	5.89	22.2	6.07	22.2	6.20	22.2	6.27	22.1	6.57
	-8.5	-9.1	22.5	5.69	22.5	5.92	22.4	6.05	22.4	6.19	22.4	6.32	22.3	6.57
	-7.0	-7.6	22.7	5.69	22.7	5.90	22.7	6.04	22.6	6.14	22.6	6.29	22.6	6.49
	-5.0	-5.6	24.5	6.02	24.5	6.23	24.4	6.36	24.4	6.49	24.5	6.61	24.4	6.83
	-3.0	-3.7	24.8	6.00	24.8	6.18	24.7	6.29	24.8	6.40	24.8	6.54	24.7	6.72
	0.0	-0.7	25.4	5.92	25.3	6.07	25.3	6.25	25.3	6.27	25.3	6.39	25.3	6.55
	3.0	2.2	27.7	6.22	27.8	6.40	27.7	6.46	27.7	6.57	27.7	6.66	26.4	6.47
	5.0	4.1	34.5	7.52	32.4	7.26	30.1	6.82	29.0	6.66	28.3	6.58	26.4	6.08
	7.0	6.0	34.7	7.36	32.5	7.02	30.2	6.61	29.2	6.43	28.3	6.18	26.4	5.72
	9.0	7.9	34.8	7.15	32.5	6.83	30.2	6.29	29.2	6.04	28.3	5.81	26.4	5.38
	11.0	9.8	34.8	6.93	32.5	6.52	30.2	5.92	29.2	5.69	28.3	5.47	26.4	5.08
	13.0	11.8	34.8	6.62	32.5	6.11	30.2	5.55	29.2	5.34	28.3	5.15	26.4	4.77
15.0	13.7	34.8	6.23	32.5	5.76	30.2	5.24	29.2	5.04	28.3	4.85	26.4	4.51	
18.0	16.8	34.8	5.89	32.5	5.45	30.2	4.98	29.2	4.78	28.3	4.60	26.4	4.27	
20.0	18.5	34.8	5.58	32.5	5.20	30.2	4.77	29.2	4.56	28.3	4.38	26.4	4.07	
24.0	20.5	34.8	5.31	32.5	4.98	30.2	4.60	29.2	4.37	28.3	4.21	26.4	3.90	

GMV6 HR DC Inverter VRF Units Technical Sales Guide

TC—Total capacity of outdoor unit; PI—Power input of outdoor unit														
Connection ratio	Outdoor air temp		Indoor air temperature °C DB											
			16		18		20		21		22		24	
	°C DB	°C WB	TC	PI	TC	PI	TC	PI	TC	PI	TC	PI	TC	PI
		kW	kW	kW	kW	kW	kW	kW	kW	kW	kW	kW	kW	kW
110%	-19.8	-20.0	20.5	5.78	20.4	6.07	20.4	6.29	20.4	6.45	20.3	6.59	20.3	6.95
	-18.8	-19.0	20.7	5.83	20.6	6.09	20.5	6.30	20.6	6.46	20.5	6.63	20.5	6.93
	-16.7	-17.0	21.0	5.89	20.9	6.17	20.9	6.33	20.9	6.51	20.9	6.66	20.9	6.97
	-13.7	-15.0	21.4	5.95	21.3	6.21	21.2	6.37	21.3	6.52	21.3	6.68	21.2	6.95
	-11.8	-13.0	21.7	6.00	21.7	6.22	21.6	6.39	21.6	6.50	21.6	6.67	21.5	6.91
	-9.8	-11.0	22.0	6.01	22.0	6.23	22.0	6.36	21.9	6.50	22.0	6.63	21.9	6.85
	-9.5	-10.0	22.2	6.00	22.2	6.23	22.2	6.37	22.1	6.47	22.1	6.60	22.1	6.83
	-8.5	-9.1	22.4	6.01	22.4	6.22	22.4	6.34	22.3	6.44	22.3	6.59	22.3	6.79
	-7.0	-7.6	22.6	6.01	22.6	6.17	22.6	6.30	22.6	6.40	22.6	6.44	22.5	6.73
	-5.0	-5.6	24.5	6.33	24.4	6.52	24.4	6.62	24.4	6.74	24.4	6.55	23.7	6.89
	-3.0	-3.7	24.8	6.28	24.7	6.43	24.7	6.53	24.7	6.63	24.7	6.25	23.7	6.67
	0.0	-0.7	25.3	6.17	25.3	6.31	25.3	6.40	25.2	6.47	26.0	6.48	24.0	6.33
	3.0	2.2	27.7	6.45	27.7	6.61	27.7	6.66	27.0	6.59	25.9	6.30	24.0	5.77
	5.0	4.1	31.9	7.20	29.8	6.86	27.7	6.39	26.6	6.11	26.0	5.93	24.0	5.43
	7.0	6.0	31.9	6.99	29.8	6.62	27.7	6.01	26.6	5.76	26.0	5.58	24.0	5.11
	9.0	7.9	31.9	6.77	29.8	6.23	27.8	5.66	26.7	5.42	26.0	5.25	24.0	4.81
	11.0	9.8	31.9	6.36	29.8	5.86	27.8	5.33	26.7	5.11	26.0	4.95	24.0	4.54
	13.0	11.8	31.9	5.97	29.8	5.50	27.8	5.01	26.7	4.81	26.0	4.66	24.0	4.28
	15.0	13.7	31.9	5.62	29.8	5.19	27.8	4.74	26.7	4.54	26.0	4.41	24.0	4.05
	18.0	16.8	31.9	5.32	29.8	4.92	27.8	4.32	26.7	4.31	26.0	4.20	24.0	3.85
20.0	18.5	31.9	5.05	29.8	4.68	27.8	4.10	26.7	4.10	26.0	4.03	24.0	3.69	
24.0	20.5	31.9	4.82	29.8	4.47	27.8	3.91	26.7	3.93	26.0	3.88	24.0	3.55	
100%	-19.8	-20.0	20.4	6.23	20.4	6.53	20.3	6.67	20.2	6.82	20.2	6.96	20.1	7.27
	-18.8	-19.0	20.5	6.28	20.5	6.50	20.5	6.69	20.4	6.82	20.4	6.99	20.3	7.25
	-16.7	-17.0	20.9	6.31	20.8	6.56	20.7	6.67	20.7	6.82	20.7	6.97	20.6	7.21
	-13.7	-15.0	21.2	6.34	21.2	6.57	21.2	6.69	21.1	6.84	21.0	6.94	20.9	7.20
	-11.8	-13.0	21.6	6.36	21.5	6.54	21.5	6.68	21.4	6.79	21.3	6.64	21.3	7.13
	-9.8	-11.0	21.9	6.34	21.8	6.54	21.8	6.63	21.8	6.74	21.6	6.84	21.3	6.92
	-9.5	-10.0	22.1	6.32	22.1	6.53	22.0	6.60	22.0	6.75	21.8	6.79	21.3	6.85
	-8.5	-9.1	22.2	6.31	22.2	6.47	22.2	6.58	22.1	6.67	21.9	6.76	21.3	6.74
	-7.0	-7.6	22.4	6.27	22.4	6.44	22.4	6.51	22.3	6.60	22.2	6.67	21.3	6.60
	-5.0	-5.6	24.0	6.54	24.0	6.70	24.0	6.77	23.9	6.88	23.5	6.86	22.1	6.61
	-3.0	-3.7	24.4	6.46	24.3	6.59	24.3	6.68	24.1	6.71	23.5	6.64	22.1	6.25
	0.0	-0.7	24.8	6.31	24.8	6.41	24.8	6.48	24.3	6.38	23.5	6.13	22.1	5.69
	3.0	2.2	27.1	6.56	26.9	6.64	25.0	6.00	24.3	5.80	23.5	5.59	22.1	5.18
	5.0	4.1	28.8	6.75	26.9	6.23	25.0	5.65	24.3	5.46	23.5	5.26	22.1	4.88
	7.0	6.0	28.8	6.37	26.9	5.86	25.0	5.24	24.3	5.15	23.5	4.96	22.1	4.60
	9.0	7.9	28.8	5.98	26.9	5.51	25.0	4.98	24.3	4.85	23.5	4.67	22.1	4.34
	11.0	9.8	28.8	5.63	26.9	5.20	25.0	4.70	24.3	4.57	23.5	4.41	22.1	4.11
	13.0	11.8	28.8	5.29	26.9	4.89	25.0	4.43	24.3	4.31	23.5	4.16	22.1	3.88
	15.0	13.7	28.8	4.99	26.9	4.61	25.0	4.19	24.3	4.08	23.5	3.93	22.1	3.67
	18.0	16.8	28.8	4.70	26.9	4.40	25.0	4.05	24.3	3.87	23.5	3.72	22.1	3.50
20.0	18.5	28.8	4.44	26.9	4.22	25.0	3.89	24.3	3.70	23.5	3.55	22.1	3.36	
24.0	20.5	28.8	4.20	26.9	4.08	25.0	3.74	24.3	3.56	23.5	3.41	22.1	3.25	

TC—Total capacity of outdoor unit; PI—Power input of outdoor unit														
Connection ratio	Outdoor air temp		Indoor air temperature °C DB											
			16		18		20		21		22		24	
	°C DB	°C WB	TC	PI	TC	PI	TC	PI	TC	PI	TC	PI	TC	PI
		kW	kW	kW	kW	kW	kW	kW	kW	kW	kW	kW	kW	kW
90%	-19.8	-20.0	20.3	6.71	20.2	6.95	20.2	7.05	20.2	7.24	20.2	7.40	19.2	7.26
	-18.8	-19.0	20.5	6.74	20.4	6.96	20.4	7.08	20.4	7.23	20.4	7.38	19.2	7.21
	-16.7	-17.0	20.8	6.76	20.8	6.98	20.8	7.09	20.7	7.21	20.8	7.38	19.2	7.06
	-13.7	-15.0	21.2	6.75	21.1	6.97	21.1	7.06	21.1	7.14	21.0	7.31	19.3	6.90
	-11.8	-13.0	21.5	6.74	21.4	6.91	21.5	7.03	21.4	7.14	21.0	7.12	19.3	6.74
	-9.8	-11.0	21.9	6.71	21.9	6.87	21.8	6.95	21.9	7.08	21.1	6.93	19.3	6.55
	-9.5	-10.0	22.1	6.67	22.0	6.86	22.0	6.91	21.9	7.03	21.1	6.86	19.4	6.49
	-8.5	-9.1	22.2	6.64	22.1	6.79	22.1	6.88	21.9	6.92	21.1	6.75	19.7	6.46
	-7.0	-7.6	22.4	6.58	22.4	6.73	22.3	6.80	21.9	6.76	21.0	6.58	19.7	6.16
	-5.0	-5.6	24.0	6.84	23.9	6.99	22.6	6.65	21.8	6.49	21.0	6.28	19.7	5.80
	-3.0	-3.7	24.3	6.74	24.3	6.11	22.6	6.40	21.8	6.15	21.0	5.91	19.7	5.47
	0.0	-0.7	24.8	6.52	24.3	5.71	22.6	5.81	21.8	5.59	21.0	5.38	19.7	4.97
	3.0	2.2	26.0	6.33	24.3	5.83	22.6	5.30	21.8	5.10	21.0	4.91	19.7	4.55
	5.0	4.1	26.0	5.95	24.3	5.49	22.6	5.00	21.8	4.81	21.0	4.63	19.7	4.29
	7.0	6.0	26.0	5.60	24.3	5.17	22.6	4.71	21.8	4.54	21.0	4.37	19.7	4.06
	9.0	7.9	26.0	5.28	24.3	4.87	22.6	4.44	21.8	4.29	21.0	4.13	19.7	3.83
	11.0	9.8	26.0	4.97	24.3	4.59	22.6	4.20	21.8	4.05	21.0	3.90	19.7	3.63
	13.0	11.8	26.0	4.68	24.3	4.33	22.6	3.96	21.8	3.82	21.0	3.69	19.7	3.43
	15.0	13.7	26.0	4.42	24.3	4.09	22.6	3.76	21.8	3.61	21.0	3.49	19.7	3.26
	18.0	16.8	26.0	4.17	24.3	3.87	22.6	3.57	21.7	3.41	21.0	3.31	19.7	3.10
20.0	18.5	26.0	3.94	24.2	3.65	22.6	3.39	21.7	3.21	21.0	3.15	19.7	2.96	
24.0	20.5	26.0	3.72	24.3	3.45	22.6	3.21	21.7	3.03	21.0	2.99	19.7	2.82	
80%	-19.8	-20.0	20.2	7.19	20.2	7.41	20.1	7.46	19.4	7.31	18.7	7.21	17.5	6.95
	-18.8	-19.0	20.4	7.21	20.4	7.40	20.1	7.42	19.4	7.27	18.7	7.12	17.5	6.90
	-16.7	-17.0	20.8	7.20	20.7	7.40	20.2	7.27	19.4	7.11	18.7	6.96	17.6	6.78
	-13.7	-15.0	21.1	7.16	21.1	7.35	20.2	7.11	19.4	6.94	18.7	6.83	17.6	6.60
	-11.8	-13.0	21.4	7.13	21.4	7.28	20.2	6.95	19.4	6.78	18.7	6.64	17.6	6.29
	-9.8	-11.0	21.8	7.05	21.7	7.19	20.2	6.76	19.5	6.59	18.8	6.41	17.6	5.94
	-9.5	-10.0	22.0	7.00	21.7	7.10	20.2	6.65	19.5	6.48	18.8	6.23	17.6	5.77
	-8.5	-9.1	22.1	6.97	21.7	6.99	20.2	6.56	19.5	6.33	18.8	6.06	17.6	5.61
	-7.0	-7.6	22.3	6.89	21.7	6.83	20.2	6.30	19.4	6.03	18.7	5.78	17.6	5.39
	-5.0	-5.6	23.1	6.15	21.6	6.51	20.1	5.88	19.4	5.67	18.7	5.44	17.6	5.06
	-3.0	-3.7	23.1	5.95	21.6	6.13	20.1	5.54	19.4	5.37	18.7	5.13	17.6	4.78
	0.0	-0.7	23.1	6.05	21.6	5.56	20.1	5.05	19.4	4.88	18.7	4.68	17.6	4.36
	3.0	2.2	23.1	5.51	21.6	5.07	20.1	4.62	19.4	4.46	18.7	4.28	17.6	4.00
	5.0	4.1	23.1	5.19	21.6	4.78	20.1	4.36	19.4	4.21	18.7	4.05	17.6	3.78
	7.0	6.0	23.1	4.89	21.6	4.52	20.1	4.12	19.4	3.98	18.7	3.83	17.6	3.58
	9.0	7.9	23.1	4.61	21.6	4.26	20.1	3.91	19.4	3.76	18.7	3.62	17.6	3.39
	11.0	9.8	23.1	4.36	21.6	4.03	20.1	3.69	19.4	3.56	18.7	3.43	17.6	3.22
	13.0	11.8	23.1	4.11	21.6	3.80	20.1	3.49	19.4	3.37	18.7	3.24	17.6	3.04
	15.0	13.7	23.1	3.88	21.6	3.60	20.1	3.31	19.4	3.20	18.7	3.08	17.6	2.89
	18.0	16.8	23.2	3.71	21.6	3.43	20.1	3.15	19.4	3.03	18.7	2.92	17.6	2.76
20.0	18.5	23.2	3.57	21.6	3.29	20.1	3.01	19.4	2.89	18.7	2.78	17.6	2.63	
24.0	20.5	23.2	3.46	21.6	3.18	20.1	2.89	19.4	2.77	18.7	2.66	17.6	2.52	

GMV6 HR DC Inverter VRF Units Technical Sales Guide

TC—Total capacity of outdoor unit; PI—Power input of outdoor unit														
Connection ratio	Outdoor air temp		Indoor air temperature °C DB											
			16		18		20		21		22		24	
	°C DB	°C WB	TC	PI	TC	PI	TC	PI	TC	PI	TC	PI	TC	PI
			kW	kW	kW	kW	kW	kW	kW	kW	kW	kW	kW	kW
70%	-19.8	-20.0	20.1	7.64	18.9	7.39	17.7	6.93	17.0	6.77	16.4	6.62	15.5	6.39
	-18.8	-19.0	20.3	7.65	18.9	7.31	17.7	6.88	17.0	6.72	16.4	6.57	15.5	6.25
	-16.7	-17.0	20.3	7.49	19.0	7.15	17.7	6.72	17.0	6.56	16.4	6.40	15.5	5.97
	-13.7	-15.0	20.3	7.32	19.0	7.01	17.7	6.56	17.0	6.22	16.4	6.09	15.5	5.67
	-11.8	-13.0	20.3	7.14	19.0	6.80	17.7	6.26	17.0	6.02	16.4	5.78	15.5	5.38
	-9.8	-11.0	20.4	6.94	19.0	6.55	17.8	5.93	17.1	5.70	16.4	5.47	15.5	5.09
	-9.5	-10.0	20.4	6.83	19.0	6.36	17.8	5.76	17.1	5.54	16.4	5.32	15.5	4.95
	-8.5	-9.1	20.4	6.73	19.0	6.19	17.8	5.61	17.1	5.40	16.4	5.18	15.5	4.83
	-7.0	-7.6	20.3	6.41	19.0	5.90	17.7	5.36	17.0	5.16	16.4	4.95	15.5	4.62
	-5.0	-5.6	20.2	5.99	18.9	5.52	17.6	5.02	16.9	4.83	16.4	4.67	15.5	4.36
	-3.0	-3.7	20.2	5.64	18.9	5.21	17.6	4.74	16.9	4.56	16.4	4.41	15.5	4.13
	0.0	-0.7	20.2	5.13	18.9	4.77	17.6	4.33	16.9	4.17	16.4	4.04	15.5	3.78
	3.0	2.2	20.2	4.69	18.9	4.34	17.6	3.97	16.9	3.83	16.4	3.71	15.5	3.47
	5.0	4.1	20.2	4.43	18.9	4.10	17.6	3.76	16.9	3.62	16.4	3.51	15.5	3.29
	7.0	6.0	20.2	4.18	18.9	3.88	17.6	3.56	16.9	3.43	16.4	3.33	15.5	3.12
	9.0	7.9	20.2	3.96	18.9	3.67	17.6	3.37	16.9	3.25	16.4	3.15	15.5	2.96
	11.0	9.8	20.2	3.74	18.9	3.47	17.6	3.20	16.9	3.08	16.4	2.99	15.5	2.81
	13.0	11.8	20.2	3.53	18.9	3.29	17.6	3.03	16.9	2.93	16.4	2.83	15.5	2.67
	15.0	13.7	20.2	3.35	18.9	3.12	17.6	2.87	16.9	2.78	16.4	2.69	15.5	2.54
	18.0	16.8	20.2	3.18	18.9	2.96	17.6	2.73	16.9	2.64	16.4	2.57	15.5	2.43
20.0	18.5	20.2	3.03	18.9	2.82	17.6	2.61	16.9	2.53	16.4	2.46	15.5	2.33	
24.0	20.5	20.2	2.90	18.9	2.69	17.6	2.51	16.9	2.42	16.4	2.37	15.5	2.25	
60%	-19.8	-20.0	17.4	7.05	16.3	6.76	15.1	6.13	14.6	5.90	14.2	5.73	13.3	5.28
	-18.8	-19.0	17.4	7.00	16.3	6.68	15.1	6.01	14.6	5.78	14.2	5.60	13.3	5.17
	-16.7	-17.0	17.4	6.83	16.3	6.41	15.1	5.75	14.6	5.53	14.2	5.35	13.3	4.94
	-13.7	-15.0	17.5	6.61	16.4	6.10	15.2	5.48	14.6	5.27	14.2	5.10	13.3	4.71
	-11.8	-13.0	17.5	6.25	16.4	5.78	15.2	5.20	14.6	5.01	14.2	4.84	13.3	4.48
	-9.8	-11.0	17.5	5.92	16.4	5.47	15.2	4.93	14.7	4.75	14.2	4.59	13.3	4.25
	-9.5	-10.0	17.5	5.75	16.4	5.32	15.2	4.80	14.7	4.62	14.2	4.46	13.3	4.13
	-8.5	-9.1	17.5	5.60	16.4	5.19	15.2	4.68	14.7	4.51	14.2	4.35	13.3	4.03
	-7.0	-7.6	17.5	5.34	16.4	4.95	15.2	4.48	14.6	4.31	14.2	4.17	13.3	3.87
	-5.0	-5.6	17.4	5.01	16.3	4.64	15.1	4.20	14.6	4.05	14.2	3.94	13.3	3.66
	-3.0	-3.7	17.4	4.73	16.3	4.38	15.1	3.99	14.6	3.84	14.2	3.73	13.3	3.47
	0.0	-0.7	17.4	4.32	16.3	4.01	15.1	3.65	14.6	3.52	14.2	3.43	13.3	3.19
	3.0	2.2	17.4	3.96	16.3	3.69	15.1	3.36	14.6	3.24	14.2	3.16	13.3	2.94
	5.0	4.1	17.4	3.74	16.3	3.49	15.1	3.18	14.6	3.07	14.2	3.00	13.3	2.79
	7.0	6.0	17.4	3.54	16.3	3.30	15.1	3.02	14.6	2.92	14.2	2.85	13.3	2.65
	9.0	7.9	17.4	3.36	16.3	3.13	15.1	2.87	14.6	2.77	14.2	2.70	13.3	2.53
	11.0	9.8	17.4	3.18	16.3	2.98	15.1	2.73	14.6	2.63	14.2	2.57	13.3	2.41
	13.0	11.8	17.4	3.01	16.3	2.82	15.1	2.59	14.6	2.50	14.2	2.44	13.3	2.29
	15.0	13.7	17.4	2.87	16.3	2.68	15.1	2.47	14.6	2.38	14.2	2.33	13.3	2.18
	18.0	16.8	17.4	2.74	16.3	2.55	15.1	2.35	14.6	2.28	14.2	2.23	13.3	2.09
20.0	18.5	17.3	2.62	16.3	2.43	15.1	2.26	14.6	2.19	14.2	2.15	13.3	2.01	
24.0	20.5	17.3	2.52	16.3	2.33	15.1	2.17	14.6	2.12	14.2	2.08	13.3	1.94	

TC—Total capacity of outdoor unit; PI—Power input of outdoor unit														
Connection ratio	Outdoor air temp		Indoor air temperature °C DB											
			16		18		20		21		22		24	
	°C DB	°C WB	TC	PI	TC	PI	TC	PI	TC	PI	TC	PI	TC	PI
50%	-19.8	-20.0	14.5	5.93	13.6	5.47	12.7	4.93	12.1	4.75	11.8	4.62	11.0	4.28
	-18.8	-19.0	14.6	5.81	13.6	5.36	12.7	4.84	12.1	4.65	11.8	4.53	11.0	4.20
	-16.7	-17.0	14.6	5.55	13.6	5.12	12.7	4.63	12.1	4.46	11.8	4.34	11.0	4.02
	-13.7	-15.0	14.6	5.29	13.7	4.89	12.7	4.43	12.2	4.26	11.8	4.14	11.0	3.84
	-11.8	-13.0	14.6	5.03	13.7	4.66	12.7	4.21	12.2	4.06	11.8	3.94	11.0	3.66
	-9.8	-11.0	14.6	4.77	13.7	4.41	12.7	4.01	12.2	3.86	11.9	3.77	11.0	3.48
	-9.5	-10.0	14.6	4.64	13.7	4.29	12.7	3.91	12.2	3.76	11.9	3.67	11.0	3.39
	-8.5	-9.1	14.6	4.52	13.7	4.19	12.7	3.81	12.2	3.67	11.9	3.59	11.0	3.31
	-7.0	-7.6	14.6	4.33	13.7	4.03	12.7	3.65	12.2	3.52	11.9	3.45	11.0	3.18
	-5.0	-5.6	14.5	4.06	13.6	3.77	12.6	3.44	12.1	3.32	11.9	3.26	11.0	3.02
	-3.0	-3.7	14.5	3.84	13.6	3.57	12.6	3.26	12.1	3.14	11.9	3.10	11.0	2.87
	0.0	-0.7	14.5	3.53	13.6	3.28	12.6	3.01	12.1	2.90	11.9	2.86	11.0	2.65
	3.0	2.2	14.5	3.25	13.6	3.03	12.6	2.77	12.1	2.68	11.9	2.65	11.0	2.45
	5.0	4.1	14.5	3.08	13.6	2.87	12.6	2.64	12.1	2.55	11.9	2.51	11.0	2.33
	7.0	6.0	14.5	2.93	13.6	2.73	12.6	2.51	12.1	2.42	11.9	2.39	11.0	2.23
	9.0	7.9	14.5	2.78	13.6	2.59	12.6	2.39	12.1	2.31	11.9	2.28	11.0	2.12
	11.0	9.8	14.5	2.64	13.6	2.47	12.6	2.28	12.1	2.20	11.9	2.18	11.0	2.03
13.0	11.8	14.5	2.51	13.6	2.34	12.6	2.17	12.1	2.10	11.9	2.07	11.0	1.93	
15.0	13.7	14.5	2.39	13.6	2.24	12.6	2.07	12.1	2.00	11.9	1.98	11.0	1.84	
18.0	16.8	14.5	2.28	13.5	2.13	12.6	1.99	12.1	1.92	11.9	1.89	11.0	1.76	
20.0	18.5	14.5	2.16	13.5	2.03	12.6	1.91	12.1	1.85	11.9	1.82	11.0	1.68	
24.0	20.5	14.5	2.06	13.5	1.95	12.6	1.78	12.1	1.79	11.9	1.74	11.0	1.61	

GMV-VQ280WM/C-X

TC—Total capacity of outdoor unit; PI—Power input of outdoor unit														
Connection ratio	Outdoor air temp		Indoor air temperature °C DB											
			16		18		20		21		22		24	
	°C DB	°C WB	TC	PI	TC	PI	TC	PI	TC	PI	TC	PI	TC	PI
135%	-19.8	-20.0	26.0	8.86	25.9	9.49	25.8	10.02	25.7	10.32	25.7	10.19	25.7	11.35
	-18.8	-19.0	26.2	9.00	26.1	9.63	26.1	10.11	26.1	10.47	26.0	10.76	25.9	11.42
	-16.7	-17.0	26.6	9.22	26.5	9.80	26.5	10.27	26.5	10.55	26.4	10.87	26.3	11.51
	-13.7	-15.0	27.1	9.42	27.0	9.97	26.9	10.39	26.9	10.69	26.9	11.02	26.8	11.56
	-11.8	-13.0	27.5	9.59	27.4	10.08	27.3	10.45	27.3	10.79	27.3	11.04	27.3	11.63
	-9.8	-11.0	27.9	9.72	27.8	10.21	27.8	10.55	27.8	10.82	27.8	11.10	27.8	11.61
	-9.5	-10.0	28.1	9.76	28.1	10.22	28.1	10.58	28.0	10.81	28.0	11.11	28.0	11.56
	-8.5	-9.1	28.4	9.83	28.3	10.27	28.3	10.57	28.3	10.84	28.2	11.05	28.2	11.57
	-7.0	-7.6	28.7	9.87	28.6	10.26	28.6	10.58	28.6	10.79	28.6	11.06	28.5	11.52
	-5.0	-5.6	31.0	10.51	30.9	10.71	30.9	11.22	30.9	11.43	30.8	11.66	30.7	12.06
	-3.0	-3.7	31.4	10.50	31.3	10.88	31.3	11.11	31.3	11.35	31.2	11.53	31.1	11.93
	0.0	-0.7	32.0	10.42	32.0	10.72	31.9	10.92	31.9	11.11	31.9	11.32	31.9	11.67
	3.0	2.2	35.1	11.01	35.1	11.33	35.0	11.52	35.0	11.70	35.0	11.87	34.9	12.20
	5.0	4.1	43.5	13.32	43.4	13.68	41.2	13.14	39.6	12.86	38.0	12.52	35.5	12.02
	7.0	6.0	47.4	14.16	44.3	13.55	41.2	12.77	39.6	11.14	38.1	12.14	35.9	11.49
	9.0	7.9	47.5	13.77	44.3	13.17	41.2	12.38	39.7	12.09	38.4	11.73	35.9	10.80
	11.0	9.8	47.5	13.36	44.3	12.75	41.2	11.96	39.7	11.46	38.4	11.02	35.9	10.17
13.0	11.8	47.5	12.93	44.3	12.33	41.2	11.21	39.7	10.74	38.4	10.35	35.9	9.54	
15.0	13.7	47.5	12.54	44.3	11.62	41.2	10.57	39.7	10.14	38.4	9.76	35.9	9.01	
18.0	16.8	47.4	11.86	44.2	11.03	41.2	10.01	39.7	9.64	38.4	9.22	35.9	8.56	
20.0	18.5	47.4	11.28	44.2	10.54	41.2	9.56	39.7	9.21	38.4	8.76	35.9	8.18	
24.0	20.5	47.4	10.79	44.2	10.13	41.2	9.19	39.7	8.85	38.4	8.37	35.9	7.88	

GMV6 HR DC Inverter VRF Units Technical Sales Guide

TC—Total capacity of outdoor unit; PI—Power input of outdoor unit														
Connection ratio	Outdoor air temp		Indoor air temperature °C DB											
			16		18		20		21		22		24	
	°C DB	°C WB	TC	PI	TC	PI	TC	PI	TC	PI	TC	PI	TC	PI
				kW	kW	kW	kW	kW	kW	kW	kW	kW	kW	kW
120%	-19.8	-20.0	25.9	9.72	25.8	10.31	25.7	10.77	25.7	11.06	25.7	11.37	25.6	12.02
	-18.8	-19.0	26.1	9.85	26.0	10.43	26.0	10.70	26.0	11.18	25.9	11.47	25.8	12.09
	-16.7	-17.0	26.5	10.01	26.5	10.57	26.4	10.91	26.4	11.27	26.3	11.53	26.4	12.16
	-13.7	-15.0	27.0	10.16	26.9	10.67	26.9	11.06	26.9	11.33	26.9	11.62	26.8	12.17
	-11.8	-13.0	27.4	10.29	27.3	10.73	27.3	11.08	27.3	11.34	27.3	11.65	27.2	12.12
	-9.8	-11.0	27.8	10.37	27.8	10.81	27.8	11.11	27.8	11.40	27.8	11.62	27.7	12.12
	-9.5	-10.0	28.1	10.38	28.0	10.81	28.0	11.12	28.0	11.36	28.0	11.49	27.9	12.05
	-8.5	-9.1	28.3	10.43	28.3	10.86	28.3	11.10	28.2	11.34	28.2	11.60	28.1	12.04
	-7.0	-7.6	28.6	10.44	28.6	10.81	28.6	11.07	28.5	11.26	28.5	11.53	28.4	11.90
	-5.0	-5.6	30.9	11.05	30.8	11.43	30.8	11.67	30.8	11.89	30.8	12.12	30.7	12.53
	-3.0	-3.7	31.3	11.01	31.2	11.33	31.2	11.52	31.2	11.73	31.2	11.98	31.2	12.33
	0.0	-0.7	32.0	10.87	31.9	11.14	31.9	11.46	31.9	11.49	31.9	11.71	31.8	12.02
	3.0	2.2	35.0	11.41	35.0	11.73	34.9	11.85	34.9	12.05	34.9	12.21	33.3	11.86
	5.0	4.1	43.4	13.80	40.9	13.31	38.0	12.51	36.5	12.21	35.6	12.06	33.3	11.15
	7.0	6.0	43.8	13.51	40.9	12.88	38.0	12.12	36.8	11.79	35.6	11.33	33.3	10.49
	9.0	7.9	43.8	13.12	40.9	12.53	38.1	11.53	36.8	11.08	35.6	10.66	33.3	9.87
	11.0	9.8	43.8	12.70	40.9	11.95	38.1	10.85	36.8	10.43	35.6	10.04	33.3	9.31
	13.0	11.8	43.8	12.14	40.9	11.21	38.1	10.18	36.8	9.80	35.6	9.44	33.3	8.76
	15.0	13.7	43.8	11.43	40.9	10.56	38.1	9.61	36.8	9.24	35.6	8.90	33.3	8.27
	18.0	16.8	43.8	10.79	40.9	9.99	38.1	9.14	36.8	8.76	35.6	8.43	33.3	7.83
20.0	18.5	43.8	10.23	40.9	9.53	38.1	8.74	36.8	8.35	35.6	8.04	33.3	7.46	
24.0	20.5	43.8	9.73	40.9	9.14	38.1	8.43	36.8	8.01	35.6	7.72	33.3	7.15	
110%	-19.8	-20.0	25.8	10.59	25.7	11.14	25.7	11.52	25.7	11.83	25.6	12.09	25.6	12.74
	-18.8	-19.0	26.0	10.69	26.0	11.18	25.9	11.54	25.9	11.84	25.8	12.16	25.8	12.70
	-16.7	-17.0	26.5	10.81	26.4	11.32	26.3	11.60	26.3	11.94	26.3	12.21	26.3	12.78
	-13.7	-15.0	26.9	10.91	26.8	11.39	26.8	11.68	26.8	11.96	26.8	12.24	26.7	12.75
	-11.8	-13.0	27.3	11.00	27.3	11.42	27.3	11.70	27.2	11.91	27.2	12.23	27.1	12.67
	-9.8	-11.0	27.8	11.02	27.7	11.43	27.7	11.67	27.7	11.92	27.7	12.16	27.6	12.56
	-9.5	-10.0	28.0	11.00	28.0	11.43	27.9	11.67	27.9	11.86	27.9	12.09	27.8	12.52
	-8.5	-9.1	28.2	11.03	28.2	11.41	28.2	11.63	28.1	11.81	28.1	12.09	28.1	12.45
	-7.0	-7.6	28.5	11.01	28.5	11.32	28.5	11.56	28.4	11.74	28.4	11.82	28.4	12.35
	-5.0	-5.6	30.8	11.61	30.8	11.96	30.7	12.14	30.7	12.36	30.7	12.01	29.9	12.63
	-3.0	-3.7	31.2	11.52	31.2	11.80	31.1	11.97	31.1	12.16	31.2	11.45	29.9	12.22
	0.0	-0.7	31.9	11.31	31.9	11.58	31.9	11.73	31.8	11.86	32.7	11.89	30.3	11.61
	3.0	2.2	34.9	11.83	34.9	12.13	34.8	12.21	34.0	12.08	32.7	11.56	30.3	10.57
	5.0	4.1	40.2	13.22	37.5	12.59	34.9	11.71	33.5	11.21	32.7	10.88	30.3	9.95
	7.0	6.0	40.2	12.82	37.5	12.14	34.9	11.01	33.6	10.55	32.7	10.23	30.3	9.36
	9.0	7.9	40.2	12.41	37.6	11.43	35.0	10.38	33.6	9.95	32.7	9.63	30.3	8.83
	11.0	9.8	40.2	11.67	37.6	10.75	35.0	9.78	33.6	9.38	32.7	9.08	30.3	8.33
	13.0	11.8	40.2	10.95	37.6	10.08	35.0	9.19	33.6	8.82	32.7	8.55	30.3	7.85
	15.0	13.7	40.2	10.32	37.6	9.51	35.0	8.69	33.6	8.33	32.7	8.09	30.3	7.43
	18.0	16.8	40.2	9.75	37.6	9.03	35.0	7.93	33.6	7.90	32.7	7.70	30.3	7.07
20.0	18.5	40.2	9.25	37.6	8.58	35.0	7.52	33.6	7.52	32.7	7.38	30.3	6.76	
24.0	20.5	40.2	8.83	37.6	8.19	35.0	7.17	33.6	7.20	32.7	7.11	30.3	6.51	

TC—Total capacity of outdoor unit; PI—Power input of outdoor unit														
Connection ratio	Outdoor air temp		Indoor air temperature °C DB											
			16		18		20		21		22		24	
	°C DB	°C WB	TC	PI	TC	PI	TC	PI	TC	PI	TC	PI	TC	PI
		kW	kW	kW	kW	kW	kW	kW	kW	kW	kW	kW	kW	kW
100%	-19.8	-20.0	25.7	11.43	25.7	11.98	25.6	12.23	25.5	12.51	25.5	12.77	25.4	13.32
	-18.8	-19.0	25.9	11.51	25.8	11.93	25.8	12.27	25.7	12.50	25.7	12.82	25.6	13.29
	-16.7	-17.0	26.3	11.58	26.2	12.03	26.1	12.23	26.1	12.50	26.1	12.78	26.0	13.22
	-13.7	-15.0	26.8	11.62	26.7	12.05	26.7	12.27	26.6	12.54	26.5	12.72	26.4	13.20
	-11.8	-13.0	27.2	11.67	27.1	12.00	27.1	12.25	27.0	12.45	26.9	12.18	26.8	13.07
	-9.8	-11.0	27.6	11.63	27.5	11.99	27.5	12.16	27.4	12.35	27.3	12.53	26.8	12.70
	-9.5	-10.0	27.8	11.59	27.8	11.98	27.7	12.10	27.7	12.37	27.5	12.45	26.8	12.56
	-8.5	-9.1	28.0	11.57	27.9	11.87	27.9	12.06	27.8	12.23	27.7	12.40	26.8	12.36
	-7.0	-7.6	28.3	11.49	28.3	11.81	28.2	11.94	28.1	12.11	28.0	12.23	26.8	12.10
	-5.0	-5.6	30.3	11.99	30.2	12.28	30.2	12.42	30.1	12.62	29.6	12.57	27.8	12.13
	-3.0	-3.7	30.7	11.86	30.6	12.09	30.6	12.24	30.3	12.30	29.6	12.17	27.8	11.47
	0.0	-0.7	31.3	11.57	31.2	11.76	31.2	11.88	30.6	11.69	29.6	11.24	27.8	10.43
	3.0	2.2	34.2	12.03	33.9	12.17	31.5	11.00	30.6	10.63	29.6	10.24	27.8	9.49
	5.0	4.1	36.3	12.37	33.9	11.44	31.5	10.35	30.6	10.02	29.6	9.65	27.8	8.96
	7.0	6.0	36.3	11.68	33.9	10.75	31.5	9.30	30.6	9.44	29.6	9.09	27.8	8.44
	9.0	7.9	36.3	10.97	33.9	10.12	31.5	9.13	30.6	8.89	29.6	8.57	27.8	7.97
	11.0	9.8	36.3	10.33	33.9	9.53	31.5	8.62	30.6	8.39	29.6	8.09	27.8	7.53
	13.0	11.8	36.3	9.70	33.9	8.96	31.5	8.12	30.6	7.91	29.6	7.63	27.8	7.11
	15.0	13.7	36.3	9.15	33.9	8.46	31.5	7.68	30.6	7.48	29.6	7.21	27.8	6.73
	18.0	16.8	36.3	8.63	33.9	8.08	31.5	7.43	30.6	7.10	29.6	6.83	27.8	6.41
20.0	18.5	36.3	8.14	33.9	7.74	31.5	7.13	30.6	6.78	29.6	6.51	27.8	6.16	
24.0	20.5	36.3	7.70	33.9	7.49	31.5	6.85	30.6	6.52	29.6	6.25	27.8	5.96	
90%	-19.8	-20.0	25.6	12.31	25.5	12.75	25.4	12.93	25.5	13.27	25.5	13.56	24.2	13.30
	-18.8	-19.0	25.8	12.36	25.7	12.76	25.7	12.98	25.7	13.26	25.7	13.53	24.2	13.23
	-16.7	-17.0	26.2	12.39	26.2	12.81	26.2	13.00	26.1	13.22	26.2	13.53	24.2	12.94
	-13.7	-15.0	26.7	12.39	26.6	12.78	26.6	12.94	26.6	13.09	26.5	13.40	24.3	12.65
	-11.8	-13.0	27.1	12.37	27.0	12.68	27.0	12.88	27.0	13.08	26.5	13.05	24.3	12.35
	-9.8	-11.0	27.6	12.30	27.6	12.61	27.5	12.74	27.5	12.98	26.6	12.71	24.3	12.01
	-9.5	-10.0	27.8	12.24	27.8	12.59	27.7	12.66	27.7	12.89	26.6	12.57	24.5	11.90
	-8.5	-9.1	27.9	12.19	27.9	12.45	27.9	12.61	27.7	12.68	26.6	12.37	24.8	11.84
	-7.0	-7.6	28.2	12.06	28.2	12.35	28.2	12.46	27.6	12.39	26.5	12.07	24.8	11.30
	-5.0	-5.6	30.2	12.54	30.2	12.82	28.5	12.18	27.4	11.89	26.5	11.51	24.8	10.63
	-3.0	-3.7	30.6	12.36	30.6	11.21	28.5	11.73	27.4	11.28	26.5	10.84	24.8	10.02
	0.0	-0.7	31.2	11.97	30.6	10.46	28.5	10.66	27.4	10.25	26.5	9.86	24.8	9.12
	3.0	2.2	32.7	11.61	30.6	10.70	28.5	9.72	27.4	9.36	26.5	9.00	24.8	8.34
	5.0	4.1	32.7	10.92	30.6	10.06	28.5	9.17	27.4	8.82	26.5	8.50	24.8	7.87
	7.0	6.0	32.7	10.27	30.6	9.48	28.5	8.64	27.4	8.33	26.5	8.02	24.8	7.44
	9.0	7.9	32.7	9.68	30.6	8.92	28.5	8.15	27.4	7.86	26.5	7.57	24.8	7.03
	11.0	9.8	32.7	9.11	30.6	8.42	28.5	7.71	27.4	7.43	26.5	7.16	24.8	6.66
	13.0	11.8	32.7	8.58	30.6	7.94	28.5	7.27	27.4	7.01	26.5	6.76	24.8	6.29
	15.0	13.7	32.7	8.11	30.6	7.50	28.5	6.89	27.4	6.62	26.5	6.41	24.8	5.97
	18.0	16.8	32.7	7.65	30.6	7.09	28.5	6.54	27.4	6.25	26.5	6.08	24.8	5.68
20.0	18.5	32.7	7.23	30.6	6.69	28.5	6.21	27.4	5.89	26.5	5.77	24.8	5.42	
24.0	20.5	32.7	6.83	30.6	6.33	28.5	5.89	27.4	5.56	26.5	5.48	24.8	5.18	

GMV6 HR DC Inverter VRF Units Technical Sales Guide

TC—Total capacity of outdoor unit; PI—Power input of outdoor unit														
Connection ratio	Outdoor air temp		Indoor air temperature °C DB											
			16		18		20		21		22		24	
			TC	PI	TC	PI	TC	PI	TC	PI	TC	PI	TC	PI
	°C DB	°C WB	kW	kW	kW	kW	kW	kW	kW	kW	kW	kW	kW	kW
80%	-19.8	-20.0	25.5	13.19	25.4	13.59	25.4	13.68	24.4	13.40	23.5	13.21	22.0	12.73
	-18.8	-19.0	25.7	13.22	25.7	13.57	25.4	13.60	24.4	13.32	23.5	13.05	22.0	12.64
	-16.7	-17.0	26.2	13.20	26.1	13.57	25.4	13.33	24.4	13.03	23.6	12.77	22.2	12.43
	-13.7	-15.0	26.6	13.14	26.5	13.49	25.5	13.03	24.5	12.72	23.6	12.52	22.2	12.10
	-11.8	-13.0	27.0	13.07	26.9	13.35	25.5	12.73	24.5	12.43	23.6	12.17	22.2	11.53
	-9.8	-11.0	27.5	12.92	27.4	13.18	25.5	12.38	24.5	12.07	23.6	11.75	22.2	10.89
	-9.5	-10.0	27.7	12.84	27.4	13.03	25.5	12.18	24.5	11.89	23.6	11.42	22.2	10.57
	-8.5	-9.1	27.9	12.79	27.4	12.83	25.5	12.03	24.5	11.60	23.6	11.11	22.2	10.29
	-7.0	-7.6	28.1	12.63	27.3	12.52	25.5	11.54	24.5	11.05	23.6	10.60	22.2	9.89
	-5.0	-5.6	29.2	11.28	27.2	11.94	25.3	10.78	24.5	10.40	23.6	9.97	22.2	9.27
	-3.0	-3.7	29.2	10.91	27.2	11.24	25.3	10.16	24.5	9.85	23.6	9.41	22.2	8.76
	0.0	-0.7	29.2	11.09	27.2	10.20	25.3	9.26	24.5	8.94	23.6	8.58	22.2	8.00
	3.0	2.2	29.2	10.11	27.2	9.31	25.3	8.47	24.5	8.18	23.6	7.86	22.2	7.33
	5.0	4.1	29.2	9.52	27.2	8.77	25.3	7.99	24.5	7.72	23.6	7.43	22.2	6.93
	7.0	6.0	29.2	8.96	27.2	8.29	25.3	7.55	24.5	7.30	23.6	7.02	22.2	6.56
	9.0	7.9	29.2	8.46	27.2	7.81	25.3	7.18	24.5	6.90	23.6	6.64	22.2	6.22
	11.0	9.8	29.2	7.99	27.2	7.39	25.3	6.76	24.5	6.53	23.6	6.29	22.2	5.90
	13.0	11.8	29.2	7.53	27.2	6.97	25.3	6.40	24.5	6.18	23.6	5.95	22.2	5.58
	15.0	13.7	29.2	7.12	27.2	6.61	25.3	6.07	24.5	5.86	23.6	5.64	22.2	5.31
	18.0	16.8	29.2	6.81	27.2	6.29	25.3	5.78	24.5	5.56	23.6	5.35	22.2	5.06
20.0	18.5	29.2	6.55	27.2	6.03	25.3	5.52	24.5	5.31	23.6	5.10	22.2	4.83	
24.0	20.5	29.2	6.35	27.2	5.83	25.3	5.30	24.5	5.08	23.6	4.87	22.2	4.63	
70%	-19.8	-20.0	25.3	14.01	23.8	13.56	22.3	12.71	21.4	12.40	20.6	12.14	19.5	11.71
	-18.8	-19.0	25.6	14.04	23.9	13.41	22.3	12.62	21.4	12.31	20.6	12.05	19.5	11.46
	-16.7	-17.0	25.6	13.73	23.9	13.12	22.3	12.32	21.4	12.02	20.6	11.72	19.5	10.94
	-13.7	-15.0	25.6	13.42	23.9	12.85	22.3	12.02	21.5	11.63	20.7	11.17	19.5	10.40
	-11.8	-13.0	25.6	13.10	23.9	12.48	22.3	11.47	21.5	11.04	20.7	10.59	19.5	9.86
	-9.8	-11.0	25.7	12.73	24.0	12.02	22.4	10.86	21.5	10.45	20.7	10.03	19.5	9.34
	-9.5	-10.0	25.7	12.53	24.0	11.67	22.4	10.56	21.5	10.16	20.7	9.76	19.5	9.08
	-8.5	-9.1	25.7	12.34	24.0	11.36	22.4	10.28	21.5	9.89	20.7	9.50	19.5	8.85
	-7.0	-7.6	25.6	11.76	23.9	10.83	22.3	9.82	21.5	9.46	20.7	9.08	19.5	8.48
	-5.0	-5.6	25.5	10.99	23.8	10.13	22.2	9.20	21.3	8.85	20.7	8.56	19.5	8.00
	-3.0	-3.7	25.5	10.35	23.8	9.55	22.2	8.69	21.3	8.36	20.7	8.09	19.5	7.57
	0.0	-0.7	25.5	9.42	23.8	8.75	22.2	7.94	21.3	7.65	20.7	7.41	19.5	6.94
	3.0	2.2	25.5	8.60	23.8	7.51	22.2	7.29	21.3	7.02	20.7	6.80	19.5	6.37
	5.0	4.1	25.5	8.12	23.8	7.52	22.2	6.90	21.3	6.64	20.7	6.44	19.5	6.03
	7.0	6.0	25.5	7.68	23.8	7.11	22.2	6.52	21.3	6.29	20.7	6.10	19.5	5.72
	9.0	7.9	25.5	7.26	23.8	6.73	22.2	6.18	21.3	5.96	20.7	5.78	19.5	5.43
	11.0	9.8	25.5	6.86	23.8	6.36	22.2	5.86	21.3	5.66	20.7	5.49	19.5	5.16
	13.0	11.8	25.5	6.48	23.8	6.03	22.2	5.55	21.3	5.36	20.7	5.20	19.5	4.90
	15.0	13.7	25.5	6.14	23.8	5.72	22.2	5.27	21.3	5.10	20.7	4.94	19.5	4.67
	18.0	16.8	25.5	5.83	23.8	5.43	22.2	5.01	21.3	4.85	20.7	4.71	19.5	4.46
20.0	18.5	25.5	5.56	23.8	5.17	22.2	4.79	21.3	4.63	20.7	4.51	19.5	4.28	
24.0	20.5	25.5	5.31	23.8	4.94	22.2	4.60	21.3	4.44	20.7	4.34	19.5	4.12	

TC—Total capacity of outdoor unit; PI—Power input of outdoor unit														
Connection ratio	Outdoor air temp		Indoor air temperature °C DB											
			16		18		20		21		22		24	
	°C DB	°C WB	TC	PI	TC	PI	TC	PI	TC	PI	TC	PI	TC	PI
		kW	kW	kW	kW	kW	kW	kW	kW	kW	kW	kW	kW	kW
60%	-19.8	-20.0	21.9	12.93	20.5	12.40	19.1	11.24	18.4	10.81	17.9	10.50	16.7	9.68
	-18.8	-19.0	22.0	12.84	20.6	12.24	19.1	11.02	18.4	10.60	17.9	10.27	16.7	9.47
	-16.7	-17.0	22.0	12.52	20.6	11.75	19.1	10.53	18.4	10.13	17.9	9.81	16.7	9.07
	-13.7	-15.0	22.0	12.12	20.6	11.18	19.1	10.04	18.5	9.67	17.9	9.35	16.7	8.63
	-11.8	-13.0	22.0	11.47	20.6	10.59	19.1	9.53	18.5	9.18	17.9	8.88	16.7	8.21
	-9.8	-11.0	22.1	10.85	20.7	10.03	19.2	9.04	18.5	8.70	17.9	8.41	16.7	7.79
	-9.5	-10.0	22.1	10.55	20.7	9.76	19.2	8.80	18.5	8.48	17.9	8.18	16.7	7.57
	-8.5	-9.1	22.1	10.27	20.7	9.51	19.2	8.58	18.5	8.26	17.9	7.98	16.7	7.39
	-7.0	-7.6	22.0	9.80	20.6	9.08	19.1	8.20	18.5	7.91	17.9	7.65	16.7	7.10
	-5.0	-5.6	21.9	9.18	20.5	8.51	19.0	7.70	18.3	7.42	17.9	7.23	16.7	6.71
	-3.0	-3.7	21.9	8.67	20.5	8.04	19.0	7.32	18.3	7.03	17.9	6.85	16.7	6.35
	0.0	-0.7	21.9	7.92	20.5	7.36	19.0	6.69	18.3	6.46	17.9	6.28	16.7	5.84
	3.0	2.2	21.9	7.26	20.5	6.76	19.0	6.16	18.3	5.94	17.9	5.80	16.7	5.12
	5.0	4.1	21.9	6.87	20.5	6.40	19.0	5.83	18.3	5.64	17.9	5.49	16.7	5.12
	7.0	6.0	21.9	6.50	20.5	6.06	19.0	5.53	18.3	5.35	17.9	5.22	16.7	4.87
	9.0	7.9	21.9	6.16	20.5	5.74	19.0	5.25	18.3	5.08	17.9	4.96	16.7	4.63
	11.0	9.8	21.9	5.84	20.5	5.46	19.0	5.00	18.3	4.83	17.9	4.71	16.7	4.42
	13.0	11.8	21.9	5.53	20.5	5.17	19.0	4.75	18.3	4.59	17.9	4.48	16.7	4.20
	15.0	13.7	21.9	5.26	20.5	4.91	19.0	4.52	18.3	4.37	17.9	4.28	16.7	4.00
	18.0	16.8	21.9	5.03	20.5	4.67	19.0	4.32	18.3	4.18	17.9	4.10	16.7	3.84
20.0	18.5	21.9	4.81	20.5	4.47	19.0	4.14	18.3	4.02	17.9	3.94	16.7	3.70	
24.0	20.5	21.9	4.62	20.5	4.28	19.0	3.99	18.3	3.88	17.9	3.82	16.7	3.57	
50%	-19.8	-20.0	18.3	10.88	17.1	10.03	15.9	9.04	15.3	8.70	14.9	8.47	13.9	7.85
	-18.8	-19.0	18.3	10.66	17.2	9.83	16.0	8.87	15.3	8.52	14.9	8.30	13.9	7.69
	-16.7	-17.0	18.4	10.18	17.2	9.40	16.0	8.49	15.3	8.17	14.9	7.95	13.9	7.38
	-13.7	-15.0	18.4	9.71	17.2	8.97	16.0	8.11	15.3	7.81	14.9	7.59	13.9	7.04
	-11.8	-13.0	18.4	9.22	17.2	8.54	16.0	7.72	15.3	7.43	14.9	7.22	13.9	6.71
	-9.8	-11.0	18.4	8.74	17.2	8.10	16.0	7.35	15.3	7.07	15.0	6.91	13.9	6.38
	-9.5	-10.0	18.4	8.51	17.2	7.88	16.0	7.16	15.4	6.90	15.0	6.73	13.9	6.21
	-8.5	-9.1	18.4	8.30	17.2	7.69	16.0	6.98	15.4	6.73	15.0	6.58	13.9	6.07
	-7.0	-7.6	18.4	7.94	17.2	7.39	16.0	6.69	15.3	6.45	15.0	6.32	13.9	5.84
	-5.0	-5.6	18.3	7.44	17.1	6.92	15.9	6.30	15.2	6.08	15.0	5.98	13.9	5.53
	-3.0	-3.7	18.3	7.05	17.1	6.55	15.9	5.98	15.2	5.76	15.0	5.68	13.9	5.26
	0.0	-0.7	18.3	6.47	17.1	6.02	15.9	5.51	15.2	5.31	15.0	5.24	13.9	4.86
	3.0	2.2	18.3	5.96	17.1	5.55	15.9	5.09	15.2	4.91	15.0	4.85	13.9	4.50
	5.0	4.1	18.3	5.66	17.1	5.26	15.9	4.83	15.2	4.67	15.0	4.61	13.9	4.28
	7.0	6.0	18.3	5.37	17.1	5.00	15.9	4.61	15.2	4.44	15.0	4.39	13.9	4.09
	9.0	7.9	18.3	5.09	17.1	4.76	15.9	4.38	15.2	4.24	15.0	4.18	13.9	3.90
	11.0	9.8	18.3	4.84	17.1	4.52	15.9	4.18	15.2	4.04	15.0	3.99	13.9	3.71
	13.0	11.8	18.3	4.60	17.1	4.30	15.9	3.97	15.2	3.85	15.0	3.79	13.9	3.55
	15.0	13.7	18.3	4.38	17.1	4.10	15.9	3.80	15.2	3.67	15.0	3.63	13.9	3.38
	18.0	16.8	18.3	4.17	17.0	3.90	15.9	3.64	15.2	3.52	15.0	3.47	13.9	3.22
20.0	18.5	18.3	3.97	17.0	3.73	15.9	3.50	15.2	3.39	15.0	3.33	13.9	3.08	
24.0	20.5	18.3	3.78	17.0	3.58	15.9	3.26	15.2	3.28	15.0	3.20	13.9	2.95	

GMV6 HR DC Inverter VRF Units Technical Sales Guide

GMV-VQ335WM/C-X

TC—Total capacity of outdoor unit; PI—Power input of outdoor unit														
Connection ratio	Outdoor air temp		Indoor air temperature °C DB											
			16		18		20		21		22		24	
	°C DB	°C WB	TC kW	PI kW	TC kW	PI kW	TC kW	PI kW	TC kW	PI kW	TC kW	PI kW	TC kW	PI kW
135%	-19.8	-20.0	28.6	9.81	28.5	10.52	28.4	11.10	28.4	11.48	28.4	11.88	28.3	12.59
	-18.8	-19.0	28.9	10.00	28.8	10.70	28.7	11.20	28.7	11.60	28.7	11.96	28.6	12.71
	-16.7	-17.0	29.4	10.26	29.3	10.92	29.3	11.44	29.2	11.70	29.2	12.11	29.1	12.78
	-13.7	-15.0	30.0	10.50	29.9	11.13	29.7	11.56	29.8	11.89	29.7	12.25	29.6	12.86
	-11.8	-13.0	30.4	10.69	30.3	11.23	30.2	11.64	30.3	12.02	30.2	12.31	30.1	12.92
	-9.8	-11.0	30.9	10.85	30.9	11.39	30.8	11.78	30.8	12.08	30.8	12.34	30.7	12.92
	-9.5	-10.0	31.2	10.92	31.2	11.44	31.1	11.80	31.0	12.06	31.1	12.39	30.9	12.85
	-8.5	-9.1	31.5	10.99	31.4	11.48	31.4	11.79	31.3	12.08	31.3	12.36	31.3	12.91
	-7.0	-7.6	31.9	11.06	31.8	11.50	31.7	11.78	31.7	12.05	31.6	12.32	31.6	12.83
	-5.0	-5.6	33.2	11.34	33.1	11.53	32.9	12.04	32.9	12.28	32.8	12.51	32.8	12.97
	-3.0	-3.7	34.7	11.69	34.6	12.12	34.6	12.36	34.5	12.60	34.5	12.83	34.4	13.26
	0.0	-0.7	37.5	12.28	37.5	12.65	37.3	12.86	37.3	13.08	37.2	13.31	37.2	13.71
	3.0	2.2	40.4	12.76	40.3	13.13	40.2	13.32	40.2	13.52	40.2	13.74	40.1	14.11
	5.0	4.1	42.5	13.10	42.3	13.43	42.3	13.60	42.2	13.80	42.2	14.00	42.1	14.35
	7.0	6.0	44.6	13.40	44.5	13.71	44.5	13.88	44.4	12.55	44.4	14.24	42.6	13.71
	9.0	7.9	46.9	13.68	46.7	13.98	46.7	14.12	46.6	14.31	45.7	14.05	42.6	12.89
	11.0	9.8	49.2	13.95	49.1	14.23	48.9	14.26	47.2	13.73	45.7	13.20	42.6	12.14
	13.0	11.8	51.9	14.21	51.7	14.49	48.9	13.38	47.2	12.87	45.7	12.39	42.6	11.40
15.0	13.7	54.4	14.46	52.0	13.72	48.9	12.61	47.2	12.14	45.7	11.68	42.6	10.76	
18.0	16.8	54.4	13.69	52.0	13.06	48.9	11.96	47.2	11.54	45.7	11.04	42.6	10.22	
20.0	18.5	54.4	13.03	52.0	12.48	48.9	11.41	47.2	11.02	45.7	10.49	42.6	9.76	
24.0	20.5	54.4	12.46	52.0	12.00	48.9	10.98	47.2	10.60	45.7	10.02	42.6	9.41	
120%	-19.8	-20.0	28.5	10.78	28.4	11.43	28.4	11.96	28.4	12.29	28.3	12.61	28.2	13.33
	-18.8	-19.0	28.8	10.94	28.7	11.60	28.7	11.89	28.6	12.38	28.6	12.75	28.6	13.45
	-16.7	-17.0	29.3	11.15	29.3	11.77	29.2	12.15	29.1	12.50	29.2	12.85	29.1	13.50
	-13.7	-15.0	29.8	11.30	29.7	11.87	29.7	12.27	29.7	12.61	29.6	12.89	29.6	13.50
	-11.8	-13.0	30.3	11.46	30.2	11.96	30.2	12.32	30.2	12.63	30.1	12.95	30.1	13.47
	-9.8	-11.0	30.9	11.58	30.8	12.07	30.7	12.35	30.8	12.70	30.7	12.93	30.6	13.50
	-9.5	-10.0	31.2	11.62	31.1	12.10	31.0	12.40	31.0	12.65	31.0	12.82	30.9	13.45
	-8.5	-9.1	31.4	11.66	31.4	12.12	31.3	12.37	31.2	12.64	31.3	12.93	31.2	13.44
	-7.0	-7.6	31.7	11.67	31.7	12.06	31.6	12.32	31.6	12.58	31.6	12.84	31.5	13.27
	-5.0	-5.6	33.1	11.91	32.9	12.30	32.8	12.53	32.8	12.76	32.8	13.00	32.7	13.41
	-3.0	-3.7	34.6	12.26	34.6	12.64	34.5	12.84	34.5	13.05	34.4	13.29	34.4	13.69
	0.0	-0.7	37.3	12.78	37.3	13.13	37.2	13.46	37.2	13.51	37.1	13.72	37.1	14.10
	3.0	2.2	40.3	13.25	40.2	13.57	40.2	13.73	40.1	13.93	40.1	14.12	39.3	14.08
	5.0	4.1	42.3	13.54	42.2	13.85	42.2	13.99	42.1	14.17	42.1	14.36	39.3	13.22
	7.0	6.0	44.5	13.82	44.5	14.11	44.4	14.24	43.7	14.07	42.2	13.53	39.3	12.45
	9.0	7.9	46.7	14.09	46.6	14.37	45.1	13.74	43.7	13.23	42.2	12.72	39.3	11.71
	11.0	9.8	49.1	14.34	48.1	14.14	45.1	12.93	43.7	12.46	42.2	11.98	39.3	11.04
	13.0	11.8	50.9	14.20	48.1	13.26	45.1	12.13	43.7	11.70	42.2	11.27	39.3	10.39
15.0	13.7	50.9	13.37	48.1	12.49	45.1	11.45	43.7	11.03	42.2	10.63	39.3	9.81	
18.0	16.8	50.9	12.63	48.1	11.83	45.1	10.88	43.7	10.46	42.2	10.07	39.3	9.30	
20.0	18.5	50.9	11.97	48.1	11.29	45.1	10.41	43.7	9.97	42.2	9.59	39.3	8.86	
24.0	20.5	50.9	11.39	48.1	10.82	45.1	10.03	43.7	9.56	42.2	9.21	39.3	8.49	

TC—Total capacity of outdoor unit; PI—Power input of outdoor unit														
Connection ratio	Outdoor air temp		Indoor air temperature °C DB											
			16		18		20		21		22		24	
	°C DB	°C WB	TC kW	PI kW	TC kW	PI kW	TC kW	PI kW	TC kW	PI kW	TC kW	PI kW	TC kW	PI kW
110%	-19.8	-20.0	28.4	11.74	28.3	12.35	28.3	12.77	28.3	13.11	28.2	13.41	28.2	14.08
	-18.8	-19.0	28.7	11.87	28.7	12.43	28.6	12.83	28.5	13.12	28.6	13.53	28.5	14.11
	-16.7	-17.0	29.2	12.00	29.1	12.57	29.0	12.88	29.1	13.26	29.1	13.60	29.0	14.20
	-13.7	-15.0	29.7	12.13	29.7	12.67	29.6	13.00	29.6	13.31	29.6	13.57	29.6	14.19
	-11.8	-13.0	30.2	12.26	30.2	12.70	30.1	13.00	30.1	13.28	30.1	13.58	30.0	14.08
	-9.8	-11.0	30.8	12.30	30.7	12.76	30.7	12.98	30.7	13.31	30.6	13.54	30.6	13.99
	-9.5	-10.0	31.0	12.28	30.9	12.71	30.9	12.98	30.9	13.24	30.9	13.50	30.9	13.98
	-8.5	-9.1	31.3	12.30	31.3	12.77	31.2	12.96	31.2	13.18	31.2	13.49	31.1	13.89
	-7.0	-7.6	31.7	12.31	31.6	12.65	31.5	12.87	31.6	13.12	31.5	13.17	31.4	13.76
	-5.0	-5.6	32.9	12.49	32.8	12.85	32.7	13.02	32.7	13.24	34.3	13.47	32.6	13.87
	-3.0	-3.7	34.5	12.81	34.5	13.15	34.4	13.31	34.4	13.52	37.1	13.73	34.3	14.12
	0.0	-0.7	37.2	13.28	37.2	13.60	37.1	13.74	37.1	13.93	38.7	14.14	36.0	13.90
	3.0	2.2	40.2	13.73	40.1	14.02	40.1	14.13	40.0	14.30	38.7	13.76	36.0	12.66
	5.0	4.1	42.2	13.99	42.2	14.28	41.4	13.97	40.0	13.44	38.7	12.95	36.0	11.91
	7.0	6.0	44.4	14.25	44.0	14.34	41.4	13.13	40.0	12.65	38.7	12.17	36.0	11.21
	9.0	7.9	47.2	14.65	44.0	13.48	41.4	12.36	40.0	11.91	38.7	11.46	36.0	10.57
	11.0	9.8	47.7	13.93	44.0	12.68	41.4	11.64	40.0	11.23	38.7	10.81	36.0	9.97
	13.0	11.8	47.7	13.07	44.5	12.03	41.4	10.95	40.0	10.56	38.7	10.17	36.0	9.39
	15.0	13.7	47.7	12.31	44.5	11.34	41.4	10.35	40.0	9.97	38.7	9.62	36.0	8.89
	18.0	16.8	47.7	11.65	44.5	10.75	41.4	9.44	40.0	9.45	38.7	9.17	36.0	8.46
20.0	18.5	47.7	11.05	44.5	10.23	41.4	8.95	40.0	9.00	38.7	8.78	36.0	8.10	
24.0	20.5	47.7	10.55	44.5	9.76	41.4	8.53	40.0	8.62	38.7	8.46	36.0	7.79	
100%	-19.8	-20.0	28.4	12.74	28.2	13.22	28.1	13.48	28.1	13.87	28.0	14.11	27.9	14.73
	-18.8	-19.0	28.5	12.76	28.4	13.23	28.4	13.58	28.3	13.86	28.3	14.21	28.2	14.74
	-16.7	-17.0	29.0	12.86	28.9	13.36	28.8	13.58	28.8	13.88	28.8	14.20	28.7	14.70
	-13.7	-15.0	29.6	12.93	29.5	13.41	29.4	13.60	29.4	13.96	29.2	14.11	29.2	14.70
	-11.8	-13.0	30.1	13.01	30.0	13.38	29.9	13.61	29.9	13.88	29.7	13.54	29.6	14.53
	-9.8	-11.0	30.6	12.99	30.5	13.40	30.4	13.53	30.5	13.80	30.2	13.96	30.1	14.36
	-9.5	-10.0	30.8	12.94	30.7	13.33	30.6	13.46	30.7	13.76	30.5	13.90	30.4	14.35
	-8.5	-9.1	31.0	12.91	30.9	13.24	30.9	13.45	30.9	13.65	30.7	13.84	30.6	14.21
	-7.0	-7.6	31.4	12.85	31.3	13.16	31.2	13.30	31.2	13.54	31.0	13.64	31.0	14.10
	-5.0	-5.6	32.8	13.07	32.7	13.39	32.7	13.53	32.6	13.74	32.6	13.93	32.6	14.31
	-3.0	-3.7	34.4	13.36	34.4	13.67	34.3	13.79	34.3	13.98	34.3	14.18	32.8	13.63
	0.0	-0.7	37.1	13.81	37.1	14.08	37.0	14.18	36.4	13.99	35.2	13.45	32.8	12.40
	3.0	2.2	40.1	14.19	40.0	14.45	37.6	13.21	36.4	12.73	35.2	12.26	32.8	11.28
	5.0	4.1	42.1	14.45	40.0	13.57	37.6	12.43	36.4	11.99	35.2	11.55	32.8	10.64
	7.0	6.0	42.3	13.71	40.0	12.76	37.5	11.44	36.4	11.29	35.2	10.88	32.8	10.03
	9.0	7.9	42.3	12.88	40.5	12.17	37.6	10.96	36.4	10.64	35.2	10.26	32.8	9.47
	11.0	9.8	43.4	12.43	40.5	11.47	37.6	10.35	36.4	10.04	35.2	9.68	32.8	8.95
	13.0	11.8	43.4	11.68	40.5	10.78	37.6	9.75	36.4	9.46	35.2	9.13	32.8	8.45
	15.0	13.7	43.4	11.01	40.5	10.17	37.6	9.22	36.4	8.95	35.2	8.63	32.8	8.00
	18.0	16.8	43.4	10.38	40.5	9.71	37.6	8.92	36.4	8.49	35.2	8.17	32.8	7.62
20.0	18.5	43.4	9.80	40.5	9.32	37.6	8.56	36.4	8.11	35.2	7.79	32.8	7.32	
24.0	20.5	43.4	9.27	40.5	9.01	37.6	8.23	36.4	7.81	35.2	7.49	32.8	7.09	

GMV6 HR DC Inverter VRF Units Technical Sales Guide

TC—Total capacity of outdoor unit; PI—Power input of outdoor unit														
Connection ratio	Outdoor air temp		Indoor air temperature °C DB											
			16		18		20		21		22		24	
	°C DB	°C WB	TC kW	PI kW	TC kW	PI kW	TC kW	PI kW	TC kW	PI kW	TC kW	PI kW	TC kW	PI kW
90%	-19.8	-20.0	28.2	13.65	28.1	14.15	28.0	14.34	28.1	14.73	28.0	15.00	28.0	15.51
	-18.8	-19.0	28.4	13.71	28.3	14.15	28.3	14.39	28.3	14.70	28.4	15.00	28.2	15.53
	-16.7	-17.0	28.9	13.77	28.9	14.24	28.8	14.38	28.9	14.69	28.9	15.04	28.8	15.47
	-13.7	-15.0	29.5	13.79	29.4	14.23	29.4	14.36	29.4	14.57	29.3	14.93	28.9	15.17
	-11.8	-13.0	30.0	13.79	29.9	14.14	29.9	14.31	29.9	14.59	29.9	14.79	28.9	14.81
	-9.8	-11.0	30.5	13.67	30.5	14.04	30.4	14.19	30.5	14.46	30.4	14.65	29.0	14.40
	-9.5	-10.0	30.8	13.64	30.7	14.01	30.6	14.08	30.7	14.39	30.7	14.63	29.1	14.24
	-8.5	-9.1	31.0	13.60	30.9	13.89	30.8	14.02	30.9	14.25	30.9	14.49	29.5	14.17
	-7.0	-7.6	31.3	13.49	31.2	13.76	31.2	13.89	31.2	14.11	31.2	14.28	29.5	13.53
	-5.0	-5.6	32.7	13.66	32.6	13.95	32.6	14.02	32.6	14.22	31.6	13.82	29.5	12.73
	-3.0	-3.7	34.3	13.92	34.3	12.65	33.9	14.04	32.7	13.53	31.6	13.02	29.5	12.00
	0.0	-0.7	37.1	14.31	36.0	12.42	33.9	12.76	32.7	12.30	31.6	11.84	29.5	10.92
	3.0	2.2	38.2	13.64	36.0	12.70	33.9	11.64	32.7	11.23	31.6	10.81	29.5	9.99
	5.0	4.1	38.2	12.82	36.4	12.07	33.9	10.98	32.7	10.58	31.6	10.21	29.5	9.42
	7.0	6.0	39.0	12.31	36.4	11.37	33.9	10.34	32.7	9.99	31.6	9.63	29.5	8.90
	9.0	7.9	39.0	11.61	36.4	10.70	33.9	9.76	32.7	9.43	31.6	9.10	29.5	8.42
	11.0	9.8	39.0	10.93	36.4	10.09	33.9	9.23	32.7	8.91	31.6	8.60	29.5	7.97
	13.0	11.8	39.0	10.29	36.4	9.52	33.9	8.70	32.7	8.41	31.6	8.13	29.5	7.53
	15.0	13.7	39.0	9.72	36.4	8.99	33.9	8.25	32.7	7.94	31.6	7.70	29.5	7.15
	18.0	16.8	39.0	9.19	36.4	8.50	33.9	7.83	32.7	7.50	31.6	7.30	29.5	6.80
20.0	18.5	39.0	8.69	36.4	8.03	33.9	7.43	32.7	7.08	31.6	6.94	29.5	6.49	
24.0	20.5	39.0	8.20	36.4	7.58	33.9	7.05	32.7	6.68	31.6	6.59	29.5	6.20	
80%	-19.8	-20.0	28.0	14.58	28.0	15.08	28.0	15.18	28.0	15.49	27.9	15.80	25.6	14.93
	-18.8	-19.0	28.3	14.66	28.3	15.05	28.2	15.20	28.3	15.51	28.0	15.61	25.7	14.84
	-16.7	-17.0	28.9	14.67	28.8	15.08	28.7	15.17	28.8	15.45	28.0	15.27	25.7	14.47
	-13.7	-15.0	29.3	14.58	29.4	15.02	29.3	15.09	29.1	15.24	28.1	14.97	25.9	14.22
	-11.8	-13.0	29.8	14.53	29.9	14.90	29.8	14.99	29.1	14.88	28.1	14.55	26.3	13.74
	-9.8	-11.0	30.4	14.40	30.3	14.69	30.3	14.83	29.2	14.46	28.1	14.06	26.3	12.98
	-9.5	-10.0	30.7	14.34	30.6	14.67	30.4	14.59	29.2	14.23	28.1	13.66	26.3	12.60
	-8.5	-9.1	30.9	14.27	30.8	14.54	30.4	14.41	29.2	13.89	28.1	13.30	26.3	12.27
	-7.0	-7.6	31.1	14.08	31.2	14.37	30.3	13.82	29.1	13.23	28.2	12.74	26.3	11.78
	-5.0	-5.6	32.6	12.69	32.0	14.15	30.1	12.91	29.1	12.45	28.2	11.99	26.3	11.05
	-3.0	-3.7	33.9	12.77	32.3	13.44	30.1	12.16	29.1	11.79	28.2	11.31	26.3	10.44
	0.0	-0.7	33.9	12.98	32.3	12.20	30.1	11.08	29.1	10.70	28.2	10.31	26.3	9.53
	3.0	2.2	34.7	12.11	32.3	11.13	30.1	10.14	29.1	9.78	28.2	9.44	26.3	8.74
	5.0	4.1	34.7	11.40	32.3	10.50	30.1	9.57	29.1	9.24	28.2	8.93	26.3	8.26
	7.0	6.0	34.7	10.74	32.3	9.92	30.1	9.04	29.1	8.74	28.2	8.44	26.3	7.82
	9.0	7.9	34.7	10.14	32.3	9.35	30.1	8.59	29.1	8.26	28.2	7.99	26.3	7.41
	11.0	9.8	34.7	9.57	32.3	8.84	30.1	8.09	29.1	7.82	28.2	7.56	26.3	7.03
	13.0	11.8	34.7	9.02	32.3	8.34	30.1	7.65	29.1	7.39	28.2	7.15	26.3	6.64
	15.0	13.7	34.7	8.54	32.3	7.91	30.1	7.26	29.1	7.02	28.2	6.78	26.3	6.32
	18.0	16.8	34.7	8.14	32.3	7.52	30.1	6.91	29.1	6.67	28.2	6.43	26.3	6.03
20.0	18.5	34.7	7.83	32.3	7.21	30.1	6.61	29.1	6.36	28.2	6.13	26.3	5.76	
24.0	20.5	34.7	7.59	32.3	6.97	30.1	6.34	29.1	6.09	28.2	5.85	26.3	5.51	

TC—Total capacity of outdoor unit; PI—Power input of outdoor unit														
Connection ratio	Outdoor air temp		Indoor air temperature °C DB											
			16		18		20		21		22		24	
	°C DB	°C WB	TC	PI	TC	PI	TC	PI	TC	PI	TC	PI	TC	PI
		kW	kW	kW	kW	kW	kW	kW	kW	kW	kW	kW	kW	kW
70%	-19.8	-20.0	27.9	15.56	27.9	15.96	26.5	15.21	25.4	14.83	24.4	14.49	22.9	13.87
	-18.8	-19.0	28.2	15.58	28.2	15.95	26.5	15.10	25.5	14.72	24.5	14.38	22.9	13.58
	-16.7	-17.0	28.7	15.51	28.5	15.77	26.5	14.75	25.5	14.38	24.6	14.07	22.9	12.96
	-13.7	-15.0	29.3	15.42	28.6	15.45	26.6	14.39	25.5	13.92	24.6	13.38	22.9	12.32
	-11.8	-13.0	29.8	15.32	28.6	15.00	26.6	13.74	25.5	13.20	24.6	12.68	22.9	11.68
	-9.8	-11.0	30.3	15.13	28.6	14.45	26.6	13.01	25.6	12.50	24.6	11.99	22.9	11.06
	-9.5	-10.0	30.5	14.99	28.6	14.03	26.6	12.64	25.6	12.15	24.6	11.66	22.9	10.76
	-8.5	-9.1	30.6	14.82	28.6	13.66	26.6	12.31	25.6	11.83	24.6	11.36	22.9	10.48
	-7.0	-7.6	30.6	14.13	28.6	13.02	26.6	11.76	25.5	11.31	24.6	10.88	22.9	10.04
	-5.0	-5.6	30.4	13.19	28.4	12.18	26.4	11.02	25.4	10.59	24.6	10.24	22.9	9.48
	-3.0	-3.7	30.4	12.42	28.4	11.48	26.4	10.41	25.4	10.00	24.6	9.68	22.9	8.96
	0.0	-0.7	30.4	11.31	28.4	10.51	26.4	9.51	25.4	9.15	24.6	8.86	22.9	8.22
	3.0	2.2	30.4	10.33	28.4	9.72	26.4	8.73	25.4	8.40	24.6	8.13	22.9	7.54
	5.0	4.1	30.4	9.75	28.4	9.04	26.4	8.26	25.4	7.94	24.6	7.71	22.9	7.15
	7.0	6.0	30.4	9.22	28.4	8.55	26.4	7.81	25.4	7.52	24.6	7.30	22.9	6.78
	9.0	7.9	30.4	8.71	28.4	8.09	26.4	7.40	25.4	7.13	24.6	6.92	22.9	6.43
	11.0	9.8	30.4	8.24	28.4	7.65	26.4	7.02	25.4	6.77	24.6	6.57	22.9	6.11
	13.0	11.8	30.4	7.79	28.4	7.24	26.4	6.64	25.4	6.42	24.6	6.22	22.9	5.80
	15.0	13.7	30.4	7.38	28.4	6.87	26.4	6.31	25.4	6.10	24.6	5.91	22.9	5.53
	18.0	16.8	30.4	7.00	28.4	6.53	26.4	6.00	25.4	5.82	24.6	5.64	22.9	5.28
20.0	18.5	30.4	6.67	28.4	6.21	26.4	5.73	25.4	5.56	24.6	5.40	22.9	5.07	
24.0	20.5	30.4	6.37	28.4	5.93	26.4	5.50	25.4	5.33	24.6	5.20	22.9	4.88	
60%	-19.8	-20.0	26.2	15.53	24.4	14.81	22.7	13.46	21.8	12.91	21.2	12.49	19.7	11.51
	-18.8	-19.0	26.2	15.41	24.4	14.62	22.7	13.20	21.8	12.65	21.2	12.22	19.7	11.27
	-16.7	-17.0	26.2	15.03	24.4	14.03	22.7	12.61	21.9	12.10	21.2	11.68	19.7	10.78
	-13.7	-15.0	26.3	14.55	24.5	13.35	22.8	12.03	21.9	11.54	21.2	11.12	19.7	10.27
	-11.8	-13.0	26.3	13.77	24.5	12.65	22.8	11.42	21.9	10.96	21.2	10.56	19.7	9.77
	-9.8	-11.0	26.3	13.03	24.5	11.98	22.8	10.83	21.9	10.39	21.2	10.01	19.7	9.26
	-9.5	-10.0	26.3	12.67	24.5	11.66	22.8	10.54	21.9	10.12	21.2	9.73	19.7	9.01
	-8.5	-9.1	26.3	12.33	24.5	11.36	22.8	10.28	21.9	9.87	21.2	9.49	19.7	8.79
	-7.0	-7.6	26.3	11.77	24.5	10.85	22.8	9.83	21.9	9.44	21.2	9.10	19.7	8.44
	-5.0	-5.6	26.1	11.02	24.3	10.16	22.6	9.23	21.9	8.91	21.2	8.60	19.7	7.99
	-3.0	-3.7	26.1	10.41	24.3	9.60	22.6	8.77	21.9	8.44	21.2	8.15	19.7	7.56
	0.0	-0.7	26.1	9.51	24.3	8.79	22.6	8.01	21.9	7.75	21.2	7.48	19.7	6.95
	3.0	2.2	26.1	8.72	24.3	8.08	22.6	7.38	21.9	7.13	21.2	6.90	19.7	6.41
	5.0	4.1	26.1	8.24	24.3	7.64	22.6	6.99	21.9	6.76	21.2	6.54	19.7	6.09
	7.0	6.0	26.1	7.80	24.3	7.23	22.6	6.63	21.9	6.42	21.2	6.22	19.7	5.79
	9.0	7.9	26.1	7.39	24.3	6.86	22.6	6.30	21.9	6.10	21.2	5.90	19.7	5.51
	11.0	9.8	26.1	7.01	24.3	6.52	22.6	5.99	21.9	5.80	21.2	5.61	19.7	5.25
	13.0	11.8	26.1	6.63	24.3	6.17	22.6	5.69	21.9	5.51	21.2	5.33	19.7	4.99
	15.0	13.7	26.1	6.32	24.3	5.86	22.6	5.42	21.9	5.25	21.2	5.09	19.7	4.76
	18.0	16.8	26.1	6.03	24.3	5.58	22.6	5.17	21.9	5.02	21.2	4.88	19.7	4.56
20.0	18.5	26.1	5.78	24.3	5.33	22.6	4.95	21.9	4.82	21.2	4.69	19.7	4.40	
24.0	20.5	26.1	5.56	24.3	5.11	22.6	4.77	21.9	4.66	21.2	4.54	19.7	4.24	

GMV6 HR DC Inverter VRF Units Technical Sales Guide

TC—Total capacity of outdoor unit; PI—Power input of outdoor unit														
Connection ratio	Outdoor air temp		Indoor air temperature °C DB											
			16		18		20		21		22		24	
	°C DB	°C WB	TC	PI	TC	PI	TC	PI	TC	PI	TC	PI	TC	PI
50%	-19.8	-20.0	21.8	13.00	20.4	12.00	19.0	10.82	18.2	10.44	17.6	10.07	16.4	9.32
	-18.8	-19.0	21.8	12.73	20.4	11.76	19.0	10.62	18.2	10.22	17.6	9.86	16.4	9.14
	-16.7	-17.0	21.8	12.16	20.4	11.24	19.0	10.17	18.2	9.80	17.6	9.45	16.4	8.76
	-13.7	-15.0	21.8	11.60	20.4	10.73	19.0	9.71	18.3	9.37	17.6	9.01	16.4	8.36
	-11.8	-13.0	21.8	11.02	20.4	10.22	19.0	9.25	18.3	8.92	17.6	8.58	16.4	7.97
	-9.8	-11.0	21.9	10.45	20.5	9.68	19.1	8.79	18.3	8.48	17.6	8.15	16.4	7.57
	-9.5	-10.0	21.9	10.17	20.5	9.42	19.1	8.57	18.3	8.27	17.6	7.94	16.4	7.38
	-8.5	-9.1	21.9	9.91	20.5	9.20	19.1	8.36	18.3	8.08	17.6	7.76	16.4	7.21
	-7.0	-7.6	21.8	9.48	20.4	8.84	19.0	8.02	18.3	7.74	17.6	7.46	16.4	6.93
	-5.0	-5.6	21.7	8.89	20.3	8.27	18.9	7.55	18.2	7.29	17.6	7.06	16.4	6.57
	-3.0	-3.7	21.7	8.42	20.3	7.84	18.9	7.16	18.2	6.91	17.6	6.70	16.4	6.25
	0.0	-0.7	21.7	7.73	20.3	7.20	18.9	6.60	18.2	6.37	17.6	6.18	16.4	5.77
	3.0	2.2	21.7	7.12	20.3	6.64	18.9	6.09	18.2	5.89	17.6	5.73	16.4	5.35
	5.0	4.1	21.7	6.76	20.3	6.30	18.9	5.79	18.2	5.60	17.6	5.44	16.4	5.09
	7.0	6.0	21.7	6.41	20.3	5.98	18.9	5.52	18.2	5.33	17.6	5.18	16.4	4.86
	9.0	7.9	21.7	6.08	20.3	5.69	18.9	5.24	18.2	5.09	17.6	4.94	16.4	4.63
	11.0	9.8	21.7	5.78	20.3	5.41	18.9	5.00	18.2	4.84	17.6	4.71	16.4	4.41
13.0	11.8	21.7	5.50	20.3	5.14	18.9	4.76	18.2	4.62	17.6	4.48	16.4	4.21	
15.0	13.7	21.7	5.23	20.3	4.91	18.9	4.55	18.2	4.40	17.6	4.28	16.4	4.01	
18.0	16.8	21.7	4.98	20.3	4.69	18.9	4.36	18.2	4.23	17.6	4.10	16.4	3.83	
20.0	18.5	21.7	4.75	20.3	4.48	18.9	4.19	18.2	4.08	17.6	3.93	16.4	3.66	
24.0	20.5	21.7	4.53	20.3	4.30	18.9	3.90	18.2	3.94	17.6	3.78	16.4	3.51	

GMV-VQ400WM/C-X

TC—Total capacity of outdoor unit; PI—Power input of outdoor unit														
Connection ratio	Outdoor air temp		Indoor air temperature °C DB											
			16		18		20		21		22		24	
	°C DB	°C WB	TC	PI	TC	PI	TC	PI	TC	PI	TC	PI	TC	PI
135%	-19.8	-20.0	37.4	12.16	37.2	13.02	37.1	13.74	37.2	14.21	37.1	14.72	37.1	15.61
	-18.8	-19.0	37.7	12.36	37.7	13.25	37.5	13.83	37.5	14.37	37.5	14.78	37.4	15.72
	-16.7	-17.0	38.4	12.67	38.3	13.49	38.1	14.10	38.2	14.48	38.1	14.95	38.0	15.84
	-13.7	-15.0	39.0	12.95	39.0	13.73	38.8	14.28	38.8	14.69	38.8	15.16	38.7	15.92
	-11.8	-13.0	39.6	13.21	39.6	13.89	39.4	14.37	39.5	14.83	39.4	15.20	39.3	15.97
	-9.8	-11.0	40.3	13.39	40.3	14.07	40.1	14.51	40.1	14.89	40.1	15.23	40.0	15.95
	-9.5	-10.0	40.6	13.45	40.6	14.09	40.4	14.51	40.4	14.87	40.4	15.25	40.3	15.88
	-8.5	-9.1	41.0	13.54	40.8	14.13	40.8	14.51	40.7	14.88	40.8	15.23	40.7	15.91
	-7.0	-7.6	41.4	13.59	41.3	14.14	41.3	14.53	41.2	14.83	41.2	15.17	41.1	15.83
	-5.0	-5.6	44.0	14.24	44.0	14.53	43.9	15.19	43.8	15.48	43.9	15.84	43.7	16.37
	-3.0	-3.7	44.6	14.25	44.6	14.78	44.5	15.05	44.5	15.38	44.4	15.64	44.3	16.20
	0.0	-0.7	45.6	14.15	45.6	14.58	45.5	14.84	45.5	15.07	45.4	15.37	45.3	15.81
	3.0	2.2	48.5	14.52	48.4	14.92	48.2	15.14	48.2	15.36	48.2	15.61	48.1	16.03
	5.0	4.1	51.0	14.89	50.8	15.27	50.8	15.45	50.7	15.68	50.7	15.91	50.5	16.31
	7.0	6.0	53.5	15.23	53.4	15.58	53.4	15.77	53.2	14.26	53.2	16.19	51.1	15.58
	9.0	7.9	56.2	15.55	56.1	15.89	56.1	16.05	56.0	16.26	54.8	15.96	51.1	14.65
	11.0	9.8	59.1	15.86	59.0	16.17	58.7	16.21	56.7	15.60	54.8	15.00	51.1	13.80
13.0	11.8	62.2	16.16	62.1	16.47	58.7	15.20	56.7	14.63	54.8	14.09	51.1	12.95	
15.0	13.7	65.2	16.44	62.4	15.59	58.7	14.33	56.7	13.80	54.8	13.27	51.1	12.22	
18.0	16.8	65.2	15.56	62.4	14.84	58.7	13.59	56.7	13.11	54.8	12.55	51.1	11.62	
20.0	18.5	65.2	14.81	62.4	14.18	58.7	12.97	56.7	12.53	54.8	11.93	51.1	11.10	
24.0	20.5	65.2	14.17	62.4	13.64	58.7	12.47	56.7	12.04	54.8	11.39	51.1	10.70	

TC—Total capacity of outdoor unit; PI—Power input of outdoor unit														
Connection ratio	Outdoor air temp		Indoor air temperature °C DB											
			16		18		20		21		22		24	
	°C DB	°C WB	TC	PI	TC	PI	TC	PI	TC	PI	TC	PI	TC	PI
		kW	kW	kW	kW	kW	kW	kW	kW	kW	kW	kW	kW	kW
120%	-19.8	-20.0	37.2	13.33	37.1	14.16	37.1	14.78	37.0	15.18	37.1	15.64	37.0	16.55
	-18.8	-19.0	37.5	13.50	37.5	14.32	37.4	14.70	37.4	15.31	37.4	15.77	37.3	16.65
	-16.7	-17.0	38.2	13.74	38.1	14.52	38.1	14.99	38.0	15.44	38.0	15.88	38.0	16.69
	-13.7	-15.0	38.9	13.96	38.8	14.67	38.7	15.17	38.8	15.59	38.7	15.95	38.7	16.73
	-11.8	-13.0	39.5	14.14	39.4	14.76	39.4	15.21	39.4	15.60	39.3	16.00	39.3	16.67
	-9.8	-11.0	40.2	14.26	40.1	14.88	40.0	15.23	40.1	15.66	40.0	15.96	40.0	16.68
	-9.5	-10.0	40.5	14.28	40.4	14.89	40.3	15.26	40.4	15.61	40.3	15.79	40.3	16.57
	-8.5	-9.1	40.8	14.35	40.8	14.93	40.7	15.23	40.7	15.59	40.7	15.94	40.6	16.58
	-7.0	-7.6	41.3	14.39	41.2	14.85	41.1	15.18	41.2	15.50	41.1	15.83	41.0	16.37
	-5.0	-5.6	44.0	14.99	43.9	15.53	43.8	15.85	43.8	16.12	43.8	16.43	43.7	16.96
	-3.0	-3.7	44.6	14.95	44.5	15.40	44.4	15.63	44.4	15.91	44.3	16.23	44.3	16.70
	0.0	-0.7	45.6	14.77	45.5	15.15	45.4	15.53	45.4	15.60	45.3	15.87	45.3	16.30
	3.0	2.2	48.4	15.06	48.2	15.42	48.2	15.59	48.1	15.82	48.1	16.04	47.1	16.00
	5.0	4.1	50.8	15.39	50.7	15.74	50.7	15.89	50.5	16.10	50.5	16.32	47.1	15.03
	7.0	6.0	53.4	15.71	53.4	16.03	53.2	16.17	52.4	15.99	50.7	15.37	47.1	14.14
	9.0	7.9	56.1	16.02	56.0	16.33	54.1	15.61	52.4	15.03	50.7	14.46	47.1	13.31
	11.0	9.8	59.0	16.30	57.5	16.02	54.1	14.69	52.4	14.15	50.7	13.61	47.1	12.55
	13.0	11.8	61.1	16.14	57.5	15.02	54.1	13.79	52.4	13.30	50.7	12.80	47.1	11.81
	15.0	13.7	61.1	15.20	57.5	14.15	54.1	13.01	52.4	12.54	50.7	12.08	47.1	11.15
	18.0	16.8	61.1	14.36	57.5	13.40	54.1	12.36	52.4	11.88	50.7	11.44	47.1	10.57
20.0	18.5	61.1	13.61	57.5	12.79	54.1	11.83	52.4	11.33	50.7	10.90	47.1	10.07	
24.0	20.5	61.1	12.94	57.5	12.26	54.1	11.40	52.4	10.87	50.7	10.47	47.1	9.65	
110%	-19.8	-20.0	37.1	14.54	37.1	15.31	37.0	15.84	37.0	16.21	37.0	16.64	36.9	17.49
	-18.8	-19.0	37.5	14.68	37.4	15.37	37.4	15.87	37.3	16.24	37.3	16.75	37.3	17.49
	-16.7	-17.0	38.1	14.86	38.1	15.57	38.0	15.96	37.9	16.39	38.0	16.81	37.9	17.57
	-13.7	-15.0	38.8	15.00	38.7	15.68	38.7	16.08	38.6	16.43	38.7	16.81	38.6	17.54
	-11.8	-13.0	39.4	15.14	39.4	15.69	39.3	16.06	39.2	16.37	39.3	16.80	39.2	17.43
	-9.8	-11.0	40.1	15.17	40.0	15.75	40.0	16.02	39.9	16.39	40.0	16.72	39.9	17.29
	-9.5	-10.0	40.4	15.15	40.3	15.70	40.3	16.03	40.2	16.31	40.3	16.64	40.2	17.25
	-8.5	-9.1	40.8	15.19	40.7	15.73	40.7	15.98	40.6	16.25	40.6	16.64	40.6	17.16
	-7.0	-7.6	41.2	15.16	41.1	15.59	41.1	15.87	41.1	16.18	41.0	16.25	41.0	17.00
	-5.0	-5.6	43.9	15.77	43.8	16.26	43.7	16.47	43.7	16.76	43.7	16.26	42.7	17.21
	-3.0	-3.7	44.4	15.62	44.4	16.01	44.3	16.24	44.3	16.51	44.5	15.60	41.1	16.04
	0.0	-0.7	45.4	15.35	45.4	15.70	45.3	15.88	45.3	16.12	46.4	16.07	43.2	15.80
	3.0	2.2	48.2	15.60	48.1	15.93	48.1	16.05	48.0	16.25	46.4	15.64	43.2	14.38
	5.0	4.1	50.7	15.90	50.7	16.23	49.7	15.87	48.0	15.28	46.4	14.71	43.2	13.53
	7.0	6.0	53.2	16.19	52.8	16.30	49.7	14.92	48.0	14.37	46.4	13.83	43.2	12.74
	9.0	7.9	56.0	16.46	52.8	15.32	49.7	14.05	48.0	13.53	46.4	13.02	43.2	12.01
	11.0	9.8	56.0	15.48	52.8	14.41	49.7	13.23	48.0	12.76	46.4	12.28	43.2	11.33
	13.0	11.8	56.0	14.52	52.8	13.52	49.7	12.44	48.0	12.00	46.4	11.56	43.2	10.68
	15.0	13.7	56.0	13.68	52.8	12.75	49.7	11.75	48.0	11.33	46.4	10.93	43.2	10.10
	18.0	16.8	56.0	12.95	52.8	12.09	49.7	10.73	48.0	10.74	46.4	10.42	43.2	9.62
20.0	18.5	56.0	12.28	52.8	11.50	49.7	10.18	48.0	10.23	46.4	9.98	43.2	9.20	
24.0	20.5	56.0	11.72	52.8	10.97	49.7	9.69	48.0	9.79	46.4	9.62	43.2	8.85	

GMV6 HR DC Inverter VRF Units Technical Sales Guide

TC—Total capacity of outdoor unit; PI—Power input of outdoor unit														
Connection ratio	Outdoor air temp		Indoor air temperature °C DB											
			16		18		20		21		22		24	
	°C DB	°C WB	TC	PI	TC	PI	TC	PI	TC	PI	TC	PI	TC	PI
			kW	kW	kW	kW	kW	kW	kW	kW	kW	kW	kW	kW
100%	-19.8	-20.0	36.9	15.67	36.9	16.40	36.8	16.73	36.7	17.17	36.7	17.53	36.6	18.32
	-18.8	-19.0	37.2	15.78	37.2	16.42	37.1	16.81	37.0	17.16	37.0	17.61	36.9	18.28
	-16.7	-17.0	37.9	15.88	37.9	16.57	37.8	16.84	37.7	17.17	37.6	17.56	37.5	18.20
	-13.7	-15.0	38.6	16.00	38.5	16.60	38.4	16.84	38.4	17.24	38.2	17.49	38.1	18.18
	-11.8	-13.0	39.2	16.07	39.1	16.54	39.0	16.83	39.0	17.12	38.8	16.76	38.2	17.77
	-9.8	-11.0	39.9	16.02	39.8	16.55	39.7	16.71	39.6	17.00	39.4	17.26	38.2	17.27
	-9.5	-10.0	40.2	15.98	40.1	16.47	40.0	16.64	40.0	16.97	39.7	17.14	38.2	17.09
	-8.5	-9.1	40.4	15.91	40.3	16.34	40.2	16.55	40.3	16.85	39.9	17.04	38.2	16.81
	-7.0	-7.6	40.8	15.83	40.7	16.23	40.6	16.41	40.6	16.66	40.4	16.84	38.2	16.46
	-5.0	-5.6	43.1	16.26	43.0	16.68	42.9	16.80	42.9	17.14	41.6	16.83	39.1	16.26
	-3.0	-3.7	43.7	16.09	43.6	16.42	43.5	16.58	43.3	16.75	41.6	16.30	39.4	15.48
	0.0	-0.7	44.6	15.72	44.5	15.99	44.4	16.11	43.7	15.90	42.2	15.29	39.4	14.08
	3.0	2.2	48.1	16.13	48.0	16.42	45.0	14.97	43.7	14.46	42.2	13.93	39.4	12.82
	5.0	4.1	50.5	16.42	48.0	15.42	45.0	14.09	43.7	13.62	42.2	13.12	39.4	12.09
	7.0	6.0	50.8	15.58	48.0	14.50	45.0	13.08	43.7	12.83	42.2	12.36	39.4	11.40
	9.0	7.9	50.8	14.64	48.0	13.64	45.0	12.42	43.7	12.09	42.2	11.65	39.4	10.76
	11.0	9.8	50.8	13.79	48.0	12.86	45.0	11.73	43.7	11.41	42.2	11.00	39.4	10.17
	13.0	11.8	50.8	12.95	48.0	12.09	45.0	11.05	43.7	10.75	42.2	10.38	39.4	9.60
	15.0	13.7	50.8	12.21	48.0	11.41	45.0	10.45	43.7	10.17	42.2	9.81	39.4	9.10
	18.0	16.8	50.8	11.52	48.0	10.89	45.0	10.11	43.7	9.65	42.2	9.29	39.4	8.66
20.0	18.5	50.8	10.87	48.0	10.45	45.0	9.70	43.7	9.22	42.2	8.86	39.4	8.31	
24.0	20.5	50.8	10.28	48.0	10.10	45.0	9.33	43.7	8.88	42.2	8.51	39.4	8.05	
90%	-19.8	-20.0	36.8	16.89	36.7	17.52	36.7	17.76	36.8	18.24	36.7	18.59	34.5	18.12
	-18.8	-19.0	37.1	16.97	37.1	17.54	37.0	17.84	37.1	18.23	37.0	18.55	34.6	18.02
	-16.7	-17.0	37.8	17.02	37.7	17.62	37.7	17.80	37.7	18.19	37.8	18.62	34.6	17.63
	-13.7	-15.0	38.5	17.03	38.4	17.58	38.3	17.75	38.4	18.01	37.8	18.23	34.7	17.23
	-11.8	-13.0	39.1	17.01	39.0	17.46	38.9	17.67	39.0	18.01	37.8	17.75	34.7	16.82
	-9.8	-11.0	39.7	16.89	39.7	17.30	39.6	17.49	39.4	17.69	37.9	17.29	34.7	16.36
	-9.5	-10.0	40.1	16.81	40.0	17.29	39.9	17.38	39.4	17.49	37.9	17.10	35.0	16.18
	-8.5	-9.1	40.4	16.78	40.3	17.16	40.2	17.32	39.4	17.21	37.9	16.82	35.4	16.10
	-7.0	-7.6	40.7	16.59	40.7	16.99	40.7	17.15	39.3	16.82	37.8	16.42	35.4	15.37
	-5.0	-5.6	43.0	17.02	43.0	17.42	40.6	16.55	39.2	16.19	38.0	15.70	35.4	14.46
	-3.0	-3.7	43.5	16.76	43.6	15.25	40.6	15.93	39.2	15.35	38.0	14.80	35.4	13.63
	0.0	-0.7	44.4	16.24	43.7	14.26	40.6	14.48	39.2	13.95	38.0	13.46	35.4	12.40
	3.0	2.2	45.8	15.49	43.7	14.58	40.6	13.20	39.2	12.74	38.0	12.29	35.4	11.35
	5.0	4.1	46.7	14.87	43.7	13.72	40.6	12.45	39.2	12.00	38.0	11.60	35.4	10.71
	7.0	6.0	46.7	13.98	43.7	12.92	40.6	11.74	39.2	11.34	38.0	10.94	35.4	10.12
	9.0	7.9	46.7	13.18	43.7	12.16	40.6	11.07	39.2	10.70	38.0	10.34	35.4	9.56
	11.0	9.8	46.7	12.41	43.7	11.48	40.6	10.47	39.2	10.12	38.0	9.77	35.4	9.06
	13.0	11.8	46.7	11.68	43.7	10.82	40.6	9.87	39.2	9.55	38.0	9.23	35.4	8.56
	15.0	13.7	46.7	11.04	43.7	10.22	40.6	9.36	39.2	9.02	38.0	8.75	35.4	8.12
	18.0	16.8	46.7	10.42	43.7	9.66	40.6	8.88	39.2	8.52	38.0	8.30	35.4	7.72
20.0	18.5	46.7	9.85	43.7	9.13	40.6	8.43	39.2	8.03	38.0	7.88	35.4	7.38	
24.0	20.5	46.7	9.30	43.7	8.62	40.6	8.00	39.2	7.59	38.0	7.49	35.4	7.05	

TC—Total capacity of outdoor unit; PI—Power input of outdoor unit														
Connection ratio	Outdoor air temp		Indoor air temperature °C DB											
			16		18		20		21		22		24	
	°C DB	°C WB	TC	PI	TC	PI	TC	PI	TC	PI	TC	PI	TC	PI
		kW	kW	kW	kW	kW	kW	kW	kW	kW	kW	kW	kW	kW
80%	-19.8	-20.0	36.7	18.12	36.7	18.69	36.2	18.61	34.9	18.25	33.5	17.93	30.8	16.98
	-18.8	-19.0	37.1	18.17	37.0	18.67	36.3	18.50	34.9	18.14	33.5	17.72	30.8	16.87
	-16.7	-17.0	37.7	18.15	37.7	18.68	36.3	18.13	34.9	17.75	33.6	17.33	30.8	16.46
	-13.7	-15.0	38.4	18.08	38.3	18.58	36.4	17.73	35.0	17.33	33.6	16.99	31.1	16.16
	-11.8	-13.0	39.0	18.00	38.9	18.40	36.4	17.32	35.0	16.93	33.6	16.52	31.5	15.61
	-9.8	-11.0	39.7	17.81	39.2	17.99	36.4	16.85	35.1	16.44	33.8	16.01	31.5	14.75
	-9.5	-10.0	40.0	17.69	39.2	17.79	36.4	16.57	35.1	16.19	33.8	15.55	31.5	14.31
	-8.5	-9.1	40.2	17.58	39.2	17.51	36.4	16.36	35.1	15.80	33.8	15.14	31.5	13.93
	-7.0	-7.6	40.6	17.40	39.1	17.09	36.4	15.70	35.0	15.05	33.8	14.47	31.5	13.38
	-5.0	-5.6	41.6	15.34	38.9	16.30	36.1	14.68	35.0	14.14	33.8	13.62	31.5	12.55
	-3.0	-3.7	41.6	14.83	38.9	15.34	36.1	13.83	35.0	13.39	33.8	12.84	31.5	11.86
	0.0	-0.7	41.6	15.08	38.9	13.93	36.1	12.60	35.0	12.16	33.8	11.71	31.5	10.82
	3.0	2.2	41.6	13.74	38.9	12.70	36.1	11.53	35.0	11.12	33.8	10.73	31.5	9.92
	5.0	4.1	41.6	12.94	38.9	11.98	36.1	10.88	35.0	10.50	33.8	10.14	31.5	9.39
	7.0	6.0	41.6	12.19	38.9	11.32	36.1	10.28	35.0	9.93	33.8	9.59	31.5	8.88
	9.0	7.9	41.6	11.51	38.9	10.67	36.1	9.77	35.0	9.38	33.8	9.07	31.5	8.42
	11.0	9.8	41.6	10.87	38.9	10.08	36.1	9.20	35.0	8.88	33.8	8.59	31.5	7.98
	13.0	11.8	41.6	10.24	38.9	9.52	36.1	8.71	35.0	8.40	33.8	8.12	31.5	7.55
	15.0	13.7	41.6	9.69	38.9	9.02	36.1	8.26	35.0	7.97	33.8	7.71	31.5	7.18
	18.0	16.8	41.6	9.24	38.9	8.57	36.1	7.85	35.0	7.57	33.8	7.31	31.5	6.85
20.0	18.5	41.6	8.89	38.9	8.22	36.1	7.51	35.0	7.23	33.8	6.96	31.5	6.54	
24.0	20.5	41.6	8.62	38.9	7.95	36.1	7.20	35.0	6.92	33.8	6.65	31.5	6.26	
70%	-19.8	-20.0	36.5	19.24	34.1	18.49	31.7	17.25	30.6	16.88	29.4	16.49	27.5	15.75
	-18.8	-19.0	36.5	19.13	34.1	18.29	31.8	17.12	30.6	16.75	29.4	16.37	27.5	15.42
	-16.7	-17.0	36.6	18.72	34.2	17.89	31.8	16.72	30.6	16.36	29.4	15.93	27.5	14.72
	-13.7	-15.0	36.6	18.29	34.2	17.53	31.8	16.32	30.7	15.85	29.5	15.18	27.5	14.00
	-11.8	-13.0	36.6	17.86	34.2	17.02	31.8	15.57	30.7	15.03	29.5	14.40	27.5	13.27
	-9.8	-11.0	36.7	17.34	34.3	16.39	31.9	14.75	30.7	14.23	29.6	13.63	27.5	12.56
	-9.5	-10.0	36.7	17.07	34.3	15.92	31.9	14.33	30.8	13.83	29.6	13.26	27.5	12.22
	-8.5	-9.1	36.7	16.82	34.3	15.49	31.9	13.96	30.8	13.47	29.6	12.92	27.5	11.91
	-7.0	-7.6	36.6	16.03	34.2	14.77	31.8	13.34	30.7	12.88	29.5	12.34	27.5	11.41
	-5.0	-5.6	36.4	14.97	34.0	13.82	31.7	12.49	30.5	12.05	29.5	11.63	27.5	10.77
	-3.0	-3.7	36.4	14.10	34.0	13.02	31.7	11.80	30.5	11.39	29.5	11.00	27.5	10.18
	0.0	-0.7	36.4	12.83	34.0	11.93	31.7	10.78	30.5	10.41	29.5	10.07	27.5	9.33
	3.0	2.2	36.4	11.73	34.0	10.87	31.7	9.90	30.5	9.56	29.5	9.24	27.5	8.57
	5.0	4.1	36.4	11.07	34.0	10.25	31.7	9.37	30.5	9.04	29.5	8.76	27.5	8.12
	7.0	6.0	36.4	10.46	34.0	9.70	31.7	8.85	30.5	8.56	29.5	8.29	27.5	7.70
	9.0	7.9	36.4	9.89	34.0	9.17	31.7	8.39	30.5	8.12	29.5	7.86	27.5	7.30
	11.0	9.8	36.4	9.35	34.0	8.68	31.7	7.96	30.5	7.70	29.5	7.46	27.5	6.94
	13.0	11.8	36.4	8.84	34.0	8.22	31.7	7.54	30.5	7.31	29.5	7.07	27.5	6.59
	15.0	13.7	36.4	8.37	34.0	7.80	31.7	7.16	30.5	6.95	29.5	6.72	27.5	6.28
	18.0	16.8	36.4	7.94	34.0	7.40	31.7	6.82	30.5	6.62	29.5	6.41	27.5	6.00
20.0	18.5	36.4	7.57	34.0	7.05	31.7	6.51	30.5	6.32	29.5	6.13	27.5	5.76	
24.0	20.5	36.4	7.23	34.0	6.73	31.7	6.26	30.5	6.06	29.5	5.91	27.5	5.55	

GMV6 HR DC Inverter VRF Units Technical Sales Guide

TC—Total capacity of outdoor unit; PI—Power input of outdoor unit														
Connection ratio	Outdoor air temp		Indoor air temperature °C DB											
			16		18		20		21		22		24	
	°C DB	°C WB	TC	PI	TC	PI	TC	PI	TC	PI	TC	PI	TC	PI
60%	-19.8	-20.0	31.4	17.65	29.3	16.86	27.2	15.29	26.3	14.71	25.4	14.18	23.7	13.07
	-18.8	-19.0	31.4	17.52	29.3	16.65	27.2	14.99	26.3	14.42	25.4	13.88	23.7	12.80
	-16.7	-17.0	31.4	17.08	29.4	15.98	27.3	14.33	26.3	13.79	25.4	13.26	23.7	12.25
	-13.7	-15.0	31.5	16.54	29.4	15.21	27.3	13.66	26.4	13.15	25.4	12.63	23.7	11.66
	-11.8	-13.0	31.5	15.65	29.4	14.41	27.3	12.97	26.4	12.49	25.4	12.00	23.7	11.09
	-9.8	-11.0	31.6	14.81	29.5	13.64	27.4	12.31	26.4	11.84	25.4	11.36	23.7	10.52
	-9.5	-10.0	31.6	14.40	29.5	13.27	27.4	11.97	26.4	11.54	25.4	11.06	23.7	10.23
	-8.5	-9.1	31.6	14.02	29.5	12.93	27.4	11.68	26.4	11.25	25.4	10.78	23.7	9.99
	-7.0	-7.6	31.5	13.38	29.4	12.36	27.3	11.16	26.4	10.76	25.4	10.33	23.7	9.59
	-5.0	-5.6	31.3	12.53	29.2	11.57	27.2	10.48	26.2	10.10	25.4	9.77	23.7	9.07
	-3.0	-3.7	31.3	11.83	29.2	10.94	27.2	9.96	26.2	9.57	25.4	9.25	23.7	8.59
	0.0	-0.7	31.3	10.81	29.2	10.01	27.2	9.10	26.2	8.79	25.4	8.49	23.7	7.89
	3.0	2.2	31.3	9.91	29.2	9.20	27.2	8.39	26.2	8.08	25.4	7.84	23.7	7.28
	5.0	4.1	31.3	9.37	29.2	8.70	27.2	7.94	26.2	7.67	25.4	7.43	23.7	6.92
	7.0	6.0	31.3	8.87	29.2	8.24	27.2	7.53	26.2	7.28	25.4	7.06	23.7	6.58
	9.0	7.9	31.3	8.40	29.2	7.81	27.2	7.15	26.2	6.92	25.4	6.70	23.7	6.26
	11.0	9.8	31.3	7.97	29.2	7.42	27.2	6.81	26.2	6.57	25.4	6.37	23.7	5.97
	13.0	11.8	31.3	7.54	29.2	7.03	27.2	6.47	26.2	6.25	25.4	6.06	23.7	5.67
	15.0	13.7	31.3	7.18	29.2	6.68	27.2	6.16	26.2	5.95	25.4	5.78	23.7	5.41
	18.0	16.8	31.3	6.85	29.2	6.35	27.2	5.89	26.2	5.69	25.4	5.54	23.7	5.18
20.0	18.5	31.3	6.57	29.2	6.06	27.2	5.65	26.2	5.47	25.4	5.33	23.7	4.99	
24.0	20.5	31.3	6.31	29.2	5.82	27.2	5.44	26.2	5.28	25.4	5.16	23.7	4.82	
50%	-19.8	-20.0	26.2	14.82	24.4	13.62	22.7	12.25	21.8	11.86	21.1	11.43	19.7	10.58
	-18.8	-19.0	26.2	14.52	24.4	13.35	22.7	12.03	21.9	11.61	21.1	11.19	19.7	10.38
	-16.7	-17.0	26.2	13.86	24.4	12.76	22.7	11.52	21.9	11.13	21.1	10.73	19.7	9.95
	-13.7	-15.0	26.3	13.23	24.5	12.18	22.8	11.00	21.9	10.64	21.1	10.24	19.7	9.50
	-11.8	-13.0	26.3	12.56	24.5	11.59	22.8	10.47	21.9	10.13	21.1	9.74	19.7	9.05
	-9.8	-11.0	26.3	11.91	24.5	10.99	22.8	9.96	22.0	9.63	21.1	9.26	19.7	8.60
	-9.5	-10.0	26.3	11.59	24.5	10.69	22.8	9.71	22.0	9.40	21.1	9.02	19.7	8.38
	-8.5	-9.1	26.3	11.30	24.5	10.44	22.8	9.47	22.0	9.17	21.1	8.81	19.7	8.19
	-7.0	-7.6	26.3	10.81	24.5	10.03	22.8	9.08	21.9	8.80	21.1	8.47	19.7	7.87
	-5.0	-5.6	26.1	10.14	24.3	9.39	22.7	8.55	21.8	8.28	21.1	8.02	19.7	7.46
	-3.0	-3.7	26.1	9.60	24.3	8.89	22.7	8.11	21.8	7.86	21.1	7.61	19.7	7.09
	0.0	-0.7	26.1	8.82	24.3	8.17	22.7	7.48	21.8	7.24	21.1	7.02	19.7	6.56
	3.0	2.2	26.1	8.12	24.3	7.53	22.7	6.90	21.8	6.69	21.1	6.51	19.7	6.07
	5.0	4.1	26.1	7.70	24.3	7.14	22.7	6.56	21.8	6.36	21.1	6.18	19.7	5.78
	7.0	6.0	26.1	7.31	24.3	6.79	22.7	6.25	21.8	6.06	21.1	5.88	19.7	5.52
	9.0	7.9	26.1	6.93	24.3	6.46	22.7	5.94	21.8	5.78	21.1	5.61	19.7	5.26
	11.0	9.8	26.1	6.59	24.3	6.14	22.7	5.67	21.8	5.50	21.1	5.35	19.7	5.01
	13.0	11.8	26.1	6.27	24.3	5.84	22.7	5.39	21.8	5.25	21.1	5.09	19.7	4.79
	15.0	13.7	26.1	5.97	24.3	5.57	22.7	5.15	21.8	5.01	21.1	4.86	19.7	4.56
	18.0	16.8	26.1	5.67	24.3	5.31	22.7	4.96	21.8	4.80	21.1	4.65	19.7	4.35
20.0	18.5	26.1	5.41	24.3	5.08	22.7	4.77	21.8	4.63	21.1	4.46	19.7	4.16	
24.0	20.5	26.1	5.16	24.3	4.87	22.7	4.44	21.8	4.47	21.1	4.29	19.7	3.98	

GMV-VQ450WM/C-X

TC—Total capacity of outdoor unit; PI—Power input of outdoor unit														
Connection ratio	Outdoor air temp		Indoor air temperature °C DB											
			16		18		20		21		22		24	
	°C DB	°C WB	TC kW	PI kW	TC kW	PI kW	TC kW	PI kW	TC kW	PI kW	TC kW	PI kW	TC kW	PI kW
135%	-19.8	-20.0	39.4	14.99	39.3	16.08	39.3	16.96	39.2	17.50	39.1	18.14	39.1	19.24
	-18.8	-19.0	39.9	15.30	39.8	16.36	39.7	17.12	39.6	17.74	39.6	18.26	39.5	19.42
	-16.7	-17.0	40.8	15.75	40.7	16.77	40.5	17.52	40.5	17.95	40.5	18.58	40.4	19.65
	-13.7	-15.0	41.6	16.16	41.6	17.14	41.5	17.85	41.5	18.33	41.4	18.91	41.3	19.87
	-11.8	-13.0	42.6	16.58	42.4	17.39	42.3	18.03	42.3	18.57	42.2	19.04	42.2	20.02
	-9.8	-11.0	43.4	16.87	43.4	17.73	43.2	18.28	43.2	18.71	43.2	19.19	43.1	20.07
	-9.5	-10.0	43.8	16.97	43.8	17.79	43.6	18.30	43.7	18.77	43.6	19.25	43.6	20.06
	-8.5	-9.1	44.3	17.12	44.2	17.87	44.1	18.34	44.1	18.81	44.1	19.26	43.9	20.09
	-7.0	-7.6	44.9	17.25	44.9	17.95	44.7	18.39	44.8	18.82	44.7	19.27	44.7	20.10
	-5.0	-5.6	45.6	17.27	45.6	17.61	45.4	18.36	45.5	18.76	45.4	19.16	45.4	19.85
	-3.0	-3.7	46.5	17.34	46.4	17.99	46.2	18.26	46.3	18.71	46.2	19.04	46.2	19.73
	0.0	-0.7	49.9	18.12	49.9	18.68	49.8	18.97	49.8	19.29	49.6	19.63	49.6	20.23
	3.0	2.2	66.7	23.33	66.6	24.03	66.1	24.24	63.6	23.68	61.1	23.12	56.1	21.86
	5.0	4.1	75.2	25.67	70.2	24.67	65.3	23.19	62.8	22.71	60.4	22.15	56.1	21.18
	7.0	6.0	75.2	25.04	70.3	23.98	65.3	22.54	62.9	19.68	60.4	21.47	56.8	20.24
	9.0	7.9	75.3	24.34	70.4	23.31	65.4	21.86	62.9	21.37	60.9	20.73	56.8	19.03
	11.0	9.8	75.3	23.63	70.4	22.57	65.4	21.11	62.9	20.26	60.9	19.48	56.8	17.92
	13.0	11.8	75.3	22.86	70.4	21.82	65.4	19.80	62.9	18.99	60.9	18.29	56.8	16.82
15.0	13.7	75.3	22.18	70.4	20.56	65.4	18.66	62.9	17.92	60.9	17.24	56.8	15.88	
18.0	16.8	75.3	21.00	70.4	19.57	65.4	17.70	62.9	17.02	60.9	16.30	56.8	15.09	
20.0	18.5	75.3	19.99	70.4	18.70	65.4	16.90	62.9	16.26	60.9	15.49	56.8	14.41	
24.0	20.5	75.3	19.12	70.4	17.99	65.4	16.25	62.9	15.64	60.9	14.79	56.8	13.89	
120%	-19.8	-20.0	39.3	16.48	39.3	17.50	39.1	18.21	39.1	18.75	39.1	19.27	39.0	20.40
	-18.8	-19.0	39.8	16.72	39.7	17.74	39.5	18.14	39.6	18.95	39.5	19.48	39.5	20.57
	-16.7	-17.0	40.6	17.09	40.5	18.06	40.5	18.62	40.4	19.20	40.5	19.74	40.3	20.71
	-13.7	-15.0	41.6	17.46	41.4	18.32	41.4	18.92	41.4	19.45	41.3	19.91	41.3	20.88
	-11.8	-13.0	42.4	17.76	42.3	18.54	42.2	19.05	42.2	19.54	42.2	20.05	42.1	20.89
	-9.8	-11.0	43.3	17.97	43.2	18.76	43.2	19.19	43.1	19.68	43.2	20.12	43.0	20.98
	-9.5	-10.0	43.7	18.03	43.6	18.80	43.6	19.26	43.5	19.66	43.6	19.94	43.4	20.89
	-8.5	-9.1	44.2	18.15	44.1	18.89	44.1	19.26	44.0	19.71	43.9	20.12	43.9	20.93
	-7.0	-7.6	44.8	18.23	44.7	18.86	44.7	19.27	44.6	19.63	44.7	20.10	44.5	20.75
	-5.0	-5.6	45.6	18.18	45.4	18.79	45.4	19.16	45.3	19.49	45.4	19.87	45.2	20.52
	-3.0	-3.7	46.3	18.16	46.2	18.70	46.2	19.01	46.1	19.32	46.2	19.75	46.0	20.29
	0.0	-0.7	49.8	18.87	49.8	19.38	49.6	19.85	49.6	19.93	49.5	20.24	49.5	20.81
	3.0	2.2	66.6	24.26	65.7	24.56	61.1	23.07	58.8	22.61	56.5	22.02	52.3	20.77
	5.0	4.1	69.4	24.59	64.9	23.56	60.3	22.10	58.0	21.62	56.1	21.19	52.3	19.52
	7.0	6.0	69.5	23.90	64.9	22.80	60.4	21.43	58.1	20.73	56.3	19.96	52.3	18.37
	9.0	7.9	69.5	23.22	65.0	22.18	60.4	20.38	58.2	19.50	56.3	18.78	52.3	17.29
	11.0	9.8	69.5	22.48	65.0	21.16	60.4	19.18	58.2	18.37	56.3	17.68	52.3	16.30
	13.0	11.8	69.5	21.48	65.0	19.84	60.4	17.99	58.2	17.25	56.3	16.63	52.3	15.33
15.0	13.7	69.5	20.23	65.0	18.69	60.4	16.99	58.2	16.27	56.3	15.69	52.3	14.48	
18.0	16.8	69.5	19.11	65.0	17.70	60.4	16.14	58.2	15.42	56.3	14.86	52.3	13.73	
20.0	18.5	69.5	18.11	65.0	16.89	60.4	15.44	58.2	14.71	56.3	14.16	52.3	13.08	
24.0	20.5	69.5	17.23	65.0	16.20	60.4	14.88	58.2	14.10	56.3	13.60	52.3	12.54	

GMV6 HR DC Inverter VRF Units Technical Sales Guide

TC—Total capacity of outdoor unit; PI—Power input of outdoor unit														
Connection ratio	Outdoor air temp		Indoor air temperature °C DB											
			16		18		20		21		22		24	
			TC	PI	TC	PI	TC	PI	TC	PI	TC	PI	TC	PI
	°C DB	°C WB	kW	kW	kW	kW	kW	kW	kW	kW	kW	kW	kW	kW
110%	-19.8	-20.0	39.2	17.93	39.1	18.87	39.0	19.51	39.0	19.98	39.0	20.51	38.9	21.57
	-18.8	-19.0	39.6	18.14	39.5	18.98	39.5	19.59	39.5	20.11	39.5	20.68	39.4	21.60
	-16.7	-17.0	40.5	18.47	40.5	19.37	40.3	19.79	40.4	20.37	40.3	20.84	40.2	21.80
	-13.7	-15.0	41.4	18.72	41.4	19.57	41.3	20.07	41.2	20.50	41.3	20.99	41.1	21.85
	-11.8	-13.0	42.2	18.97	42.2	19.67	42.1	20.12	42.2	20.56	42.1	21.06	42.0	21.85
	-9.8	-11.0	43.2	19.12	43.2	19.86	43.0	20.14	43.1	20.66	43.0	21.03	42.9	21.76
	-9.5	-10.0	43.6	19.13	43.6	19.83	43.5	20.24	43.5	20.60	43.4	20.96	43.3	21.74
	-8.5	-9.1	44.1	19.22	44.0	19.86	43.9	20.16	43.9	20.56	43.9	21.00	43.8	21.66
	-7.0	-7.6	44.7	19.25	44.7	19.80	44.6	20.14	44.6	20.49	44.5	20.59	44.4	21.55
	-5.0	-5.6	45.4	19.07	45.4	19.68	45.3	19.96	45.3	20.27	45.7	19.87	45.1	21.27
	-3.0	-3.7	46.2	19.02	46.2	19.49	46.1	19.76	46.1	20.05	49.5	20.26	46.0	20.97
	0.0	-0.7	49.6	19.61	49.6	20.08	49.5	20.27	49.5	20.55	51.5	20.87	48.0	20.52
	3.0	2.2	64.6	24.43	60.3	23.34	56.0	21.86	54.0	21.37	51.9	20.44	48.0	18.68
	5.0	4.1	63.8	23.39	59.5	22.28	55.3	20.66	53.3	19.83	51.5	19.10	48.0	17.58
	7.0	6.0	63.8	22.70	59.6	21.49	55.4	19.44	53.3	18.67	51.5	17.96	48.0	16.54
	9.0	7.9	63.9	21.97	59.6	20.22	55.4	18.32	53.4	17.60	51.5	16.91	48.0	15.60
	11.0	9.8	63.9	20.66	59.6	19.02	55.4	17.25	53.4	16.59	51.5	15.95	48.0	14.72
	13.0	11.8	63.9	19.38	59.6	17.85	55.4	16.23	53.4	15.61	51.5	15.01	48.0	13.87
	15.0	13.7	63.9	18.26	59.6	16.83	55.4	15.33	53.4	14.74	51.5	14.20	48.0	13.12
	18.0	16.8	63.9	17.28	59.6	15.96	55.4	13.99	53.4	13.98	51.5	13.53	48.0	12.49
20.0	18.5	63.9	16.40	59.6	15.17	55.4	13.28	53.4	13.30	51.5	12.96	48.0	11.95	
24.0	20.5	63.9	15.65	59.6	14.48	55.4	12.65	53.4	12.74	51.5	12.49	48.0	11.50	
100%	-19.8	-20.0	39.0	19.37	38.9	20.21	38.8	20.60	38.7	21.16	38.7	21.60	38.5	22.53
	-18.8	-19.0	39.4	19.55	39.3	20.29	39.2	20.75	39.2	21.20	39.1	21.75	39.0	22.59
	-16.7	-17.0	40.3	19.76	40.2	20.55	40.1	20.87	40.1	21.34	39.9	21.78	39.8	22.58
	-13.7	-15.0	41.2	19.98	41.0	20.68	40.9	20.96	41.0	21.52	40.7	21.78	40.6	22.64
	-11.8	-13.0	42.1	20.14	42.0	20.74	41.8	21.08	41.8	21.46	41.6	21.00	41.5	22.58
	-9.8	-11.0	42.9	20.15	42.8	20.82	42.7	21.01	42.8	21.43	42.4	21.71	42.3	22.36
	-9.5	-10.0	43.3	20.14	43.2	20.76	43.1	20.96	43.2	21.43	42.8	21.60	42.4	22.18
	-8.5	-9.1	43.7	20.14	43.6	20.68	43.5	20.93	43.5	21.26	43.2	21.57	42.4	21.82
	-7.0	-7.6	44.3	20.07	44.2	20.57	44.1	20.78	44.1	21.16	43.8	21.34	42.4	21.36
	-5.0	-5.6	44.6	19.67	44.5	20.18	44.4	20.32	44.4	20.73	44.4	21.00	43.4	21.11
	-3.0	-3.7	45.8	19.73	45.8	20.18	45.7	20.33	45.7	20.62	45.7	20.91	43.8	20.11
	0.0	-0.7	49.5	20.39	49.5	20.79	49.3	20.91	48.5	20.64	46.9	19.85	43.8	18.29
	3.0	2.2	57.7	22.62	53.8	21.54	50.0	19.44	48.5	18.77	46.9	18.09	43.8	16.65
	5.0	4.1	57.7	21.93	53.8	20.24	50.0	18.29	48.5	17.68	46.9	17.04	43.8	15.71
	7.0	6.0	57.7	20.69	53.8	19.02	50.0	16.36	48.5	16.66	46.9	16.05	43.8	14.81
	9.0	7.9	57.7	19.44	53.8	17.90	50.0	16.12	48.5	15.70	46.9	15.13	43.8	13.98
	11.0	9.8	57.7	18.31	53.8	16.87	50.0	15.23	48.5	14.81	46.9	14.28	43.8	13.21
	13.0	11.8	57.7	17.19	53.8	15.86	50.0	14.35	48.5	13.96	46.9	13.48	43.8	12.47
	15.0	13.7	57.7	16.22	53.8	14.97	50.0	13.56	48.5	13.20	46.9	12.74	43.8	11.81
	18.0	16.8	57.7	15.29	53.8	14.28	50.0	13.12	48.5	12.53	46.9	12.06	43.8	11.25
20.0	18.5	57.7	14.43	53.8	13.71	50.0	12.59	48.5	11.97	46.9	11.50	43.8	10.80	
24.0	20.5	57.7	13.64	53.8	13.25	50.0	12.11	48.5	11.53	46.9	11.05	43.8	10.46	

TC—Total capacity of outdoor unit; PI—Power input of outdoor unit														
Connection ratio	Outdoor air temp		Indoor air temperature °C DB											
			16		18		20		21		22		24	
	°C DB	°C WB	TC	PI	TC	PI	TC	PI	TC	PI	TC	PI	TC	PI
		kW	kW	kW	kW	kW	kW	kW	kW	kW	kW	kW	kW	kW
90%	-19.8	-20.0	38.8	20.83	38.8	21.61	38.7	21.89	38.8	22.48	38.7	22.92	38.4	23.53
	-18.8	-19.0	39.3	20.97	39.2	21.67	39.1	22.03	39.2	22.51	39.1	22.92	38.4	23.39
	-16.7	-17.0	40.2	21.18	40.1	21.92	40.1	22.13	40.1	22.56	40.1	23.10	38.4	22.89
	-13.7	-15.0	41.1	21.27	41.0	21.97	41.0	22.15	41.0	22.49	41.0	23.07	38.5	22.37
	-11.8	-13.0	41.9	21.33	41.8	21.89	41.8	22.14	41.9	22.57	41.8	22.91	38.5	21.84
	-9.8	-11.0	42.9	21.31	42.8	21.83	42.7	22.05	42.7	22.42	42.1	22.43	38.6	21.24
	-9.5	-10.0	43.3	21.24	43.2	21.85	43.2	21.95	43.2	22.38	42.1	22.18	38.8	21.01
	-8.5	-9.1	43.6	21.19	43.6	21.72	43.6	21.91	43.6	22.23	42.1	21.81	39.3	20.90
	-7.0	-7.6	44.2	21.09	44.2	21.54	44.1	21.72	43.8	21.88	42.0	21.29	39.3	19.96
	-5.0	-5.6	44.5	20.60	44.5	21.09	44.4	21.15	43.5	21.00	42.2	20.39	39.3	18.77
	-3.0	-3.7	45.7	20.55	45.7	18.68	45.1	20.68	43.5	19.91	42.2	19.21	39.3	17.70
	0.0	-0.7	49.5	21.13	48.0	18.34	45.1	18.79	43.5	18.10	42.2	17.47	39.3	16.11
	3.0	2.2	52.0	20.55	48.6	18.97	45.1	17.14	43.5	16.53	42.2	15.95	39.3	14.74
	5.0	4.1	52.0	19.33	48.6	17.84	45.1	16.17	43.5	15.57	42.2	15.06	39.3	13.90
	7.0	6.0	52.0	18.17	48.6	16.81	45.1	15.24	43.5	14.71	42.2	14.21	39.3	13.14
	9.0	7.9	52.0	17.13	48.6	15.82	45.1	14.38	43.5	13.88	42.2	13.42	39.3	12.42
	11.0	9.8	52.0	16.13	48.6	14.93	45.1	13.60	43.5	13.13	42.2	12.68	39.3	11.77
	13.0	11.8	52.0	15.18	48.6	14.08	45.1	12.82	43.5	12.39	42.2	11.99	39.3	11.11
	15.0	13.7	52.0	14.35	48.6	13.30	45.1	12.16	43.5	11.70	42.2	11.36	39.3	10.55
	18.0	16.8	52.0	13.56	48.6	12.56	45.1	11.53	43.5	11.05	42.2	10.78	39.3	10.03
20.0	18.5	52.0	12.82	48.6	11.87	45.1	10.95	43.5	10.43	42.2	10.24	39.3	9.58	
24.0	20.5	52.0	12.10	48.6	11.21	45.1	10.40	43.5	9.85	42.2	9.72	39.3	9.15	
80%	-19.8	-20.0	38.8	22.34	38.7	23.05	38.6	23.19	38.6	23.60	37.2	23.29	34.1	21.99
	-18.8	-19.0	39.2	22.45	39.1	23.07	39.1	23.29	38.8	23.58	37.3	23.01	34.1	21.85
	-16.7	-17.0	40.0	22.53	40.0	23.19	39.9	23.30	38.9	23.08	37.3	22.51	34.2	21.32
	-13.7	-15.0	40.9	22.53	40.9	23.15	40.4	23.01	39.0	22.53	37.4	22.07	34.5	20.98
	-11.8	-13.0	41.8	22.57	41.8	23.08	40.4	22.48	39.0	22.01	37.4	21.45	35.0	20.26
	-9.8	-11.0	42.7	22.41	42.6	22.88	40.5	21.87	39.0	21.38	37.6	20.79	35.0	19.14
	-9.5	-10.0	43.1	22.31	43.1	22.84	40.5	21.51	39.0	21.05	37.6	20.19	35.0	18.59
	-8.5	-9.1	43.5	22.26	43.5	22.70	40.5	21.24	39.0	20.54	37.6	19.66	35.0	18.09
	-7.0	-7.6	44.0	22.06	43.5	22.20	40.4	20.38	39.0	19.57	37.6	18.79	35.0	17.38
	-5.0	-5.6	44.4	19.15	43.2	21.17	40.2	19.05	38.7	18.31	37.6	17.68	35.0	16.30
	-3.0	-3.7	45.2	18.85	43.2	19.93	40.2	17.95	38.7	17.34	37.6	16.68	35.0	15.40
	0.0	-0.7	46.3	19.64	43.2	18.09	40.2	16.36	38.7	15.74	37.6	15.20	35.0	14.06
	3.0	2.2	46.3	17.89	43.2	16.50	40.2	14.97	38.7	14.39	37.6	13.93	35.0	12.89
	5.0	4.1	46.3	16.84	43.2	15.56	40.2	14.13	38.7	13.59	37.6	13.17	35.0	12.19
	7.0	6.0	46.3	15.87	43.2	14.71	40.2	13.35	38.7	12.86	37.6	12.45	35.0	11.54
	9.0	7.9	46.3	14.98	43.2	13.86	40.2	12.69	38.7	12.15	37.6	11.78	35.0	10.93
	11.0	9.8	46.3	14.15	43.2	13.10	40.2	11.95	38.7	11.50	37.6	11.15	35.0	10.37
	13.0	11.8	46.3	13.33	43.2	12.36	40.2	11.31	38.7	10.88	37.6	10.55	35.0	9.80
	15.0	13.7	46.3	12.61	43.2	11.72	40.2	10.73	38.7	10.32	37.6	10.01	35.0	9.33
	18.0	16.8	46.3	12.03	43.2	11.14	40.2	10.21	38.7	9.81	37.6	9.49	35.0	8.90
20.0	18.5	46.3	11.57	43.2	10.68	40.2	9.77	38.7	9.36	37.6	9.04	35.0	8.49	
24.0	20.5	46.3	11.22	43.2	10.34	40.2	9.36	38.7	8.96	37.6	8.64	35.0	8.13	

GMV6 HR DC Inverter VRF Units Technical Sales Guide

TC—Total capacity of outdoor unit; PI—Power input of outdoor unit														
Connection ratio	Outdoor air temp		Indoor air temperature °C DB											
			16		18		20		21		22		24	
			TC	PI	TC	PI	TC	PI	TC	PI	TC	PI	TC	PI
	°C DB	°C WB	kW	kW	kW	kW	kW	kW	kW	kW	kW	kW	kW	kW
70%	-19.8	-20.0	38.6	23.81	37.9	24.05	35.2	22.38	34.0	21.93	32.6	21.39	30.6	20.45
	-18.8	-19.0	39.0	23.91	38.0	23.78	35.3	22.22	34.0	21.77	32.7	21.24	30.6	20.02
	-16.7	-17.0	39.9	23.88	38.0	23.26	35.3	21.71	34.1	21.26	32.7	20.67	30.6	19.11
	-13.7	-15.0	40.8	23.80	38.1	22.80	35.4	21.18	34.1	20.59	32.8	19.69	30.6	18.17
	-11.8	-13.0	40.8	23.24	38.1	22.13	35.4	20.21	34.1	19.53	32.8	18.67	30.6	17.23
	-9.8	-11.0	40.8	22.57	38.1	21.32	35.4	19.14	34.2	18.50	32.8	17.68	30.6	16.31
	-9.5	-10.0	40.8	22.21	38.2	20.70	35.5	18.60	34.2	17.97	32.8	17.20	30.6	15.87
	-8.5	-9.1	40.8	21.89	38.2	20.15	35.5	18.12	34.2	17.51	32.8	16.76	30.6	15.46
	-7.0	-7.6	40.8	20.86	38.1	19.21	35.4	17.31	34.1	16.74	32.8	16.01	30.6	14.81
	-5.0	-5.6	40.5	19.49	37.9	17.97	35.2	16.22	33.9	15.67	32.8	15.10	30.6	13.98
	-3.0	-3.7	40.5	18.35	37.9	16.94	35.2	15.32	33.9	14.80	32.8	14.28	30.6	13.22
	0.0	-0.7	40.5	16.70	37.9	15.51	35.2	14.00	33.9	13.54	32.8	13.07	30.6	12.12
	3.0	2.2	40.5	15.26	37.9	14.13	35.2	12.85	33.9	12.42	32.8	12.00	30.6	11.13
	5.0	4.1	40.5	14.40	37.9	13.33	35.2	12.16	33.9	11.76	32.8	11.37	30.6	10.54
	7.0	6.0	40.5	13.61	37.9	12.62	35.2	11.50	33.9	11.13	32.8	10.77	30.6	10.00
	9.0	7.9	40.5	12.87	37.9	11.93	35.2	10.90	33.9	10.55	32.8	10.21	30.6	9.49
	11.0	9.8	40.5	12.17	37.9	11.29	35.2	10.34	33.9	10.01	32.8	9.69	30.6	9.01
	13.0	11.8	40.5	11.50	37.9	10.69	35.2	9.79	33.9	9.50	32.8	9.17	30.6	8.56
	15.0	13.7	40.5	10.90	37.9	10.14	35.2	9.30	33.9	9.03	32.8	8.73	30.6	8.16
	18.0	16.8	40.5	10.34	37.9	9.63	35.2	8.85	33.9	8.60	32.8	8.32	30.6	7.79
20.0	18.5	40.5	9.85	37.9	9.17	35.2	8.45	33.9	8.22	32.8	7.96	30.6	7.48	
24.0	20.5	40.5	9.41	37.9	8.76	35.2	8.11	33.9	7.89	32.8	7.67	30.6	7.21	
60%	-19.8	-20.0	34.8	22.89	32.5	21.89	30.2	19.84	29.1	19.03	28.2	18.41	26.3	16.97
	-18.8	-19.0	34.8	22.72	32.6	21.61	30.3	19.45	29.1	18.66	28.2	18.01	26.3	16.61
	-16.7	-17.0	34.9	22.15	32.6	20.74	30.3	18.59	29.1	17.84	28.2	17.21	26.3	15.90
	-13.7	-15.0	34.9	21.44	32.7	19.74	30.4	17.73	29.2	17.02	28.2	16.39	26.3	15.14
	-11.8	-13.0	34.9	20.30	32.7	18.70	30.4	16.83	29.2	16.16	28.2	15.57	26.3	14.40
	-9.8	-11.0	35.0	19.20	32.7	17.71	30.4	15.97	29.2	15.32	28.2	14.75	26.3	13.66
	-9.5	-10.0	35.0	18.67	32.7	17.23	30.4	15.54	29.3	14.93	28.2	14.35	26.3	13.28
	-8.5	-9.1	35.0	18.18	32.7	16.79	30.4	15.16	29.3	14.56	28.2	13.99	26.3	12.97
	-7.0	-7.6	34.9	17.35	32.7	16.04	30.4	14.49	29.2	13.93	28.2	13.42	26.3	12.45
	-5.0	-5.6	34.7	16.25	32.5	15.02	30.2	13.61	29.0	13.08	28.2	12.68	26.3	11.78
	-3.0	-3.7	34.7	15.34	32.5	14.19	30.2	12.93	29.0	12.39	28.2	12.01	26.3	11.15
	0.0	-0.7	34.7	14.01	32.5	13.00	30.2	11.82	29.0	11.38	28.2	11.03	26.3	10.25
	3.0	2.2	34.7	12.85	32.5	11.94	30.2	10.89	29.0	10.47	28.2	10.18	26.3	9.46
	5.0	4.1	34.7	12.15	32.5	11.29	30.2	10.31	29.0	9.93	28.2	9.64	26.3	8.99
	7.0	6.0	34.7	11.50	32.5	10.69	30.2	9.78	29.0	9.42	28.2	9.17	26.3	8.54
	9.0	7.9	34.7	10.90	32.5	10.14	30.2	9.29	29.0	8.96	28.2	8.70	26.3	8.13
	11.0	9.8	34.7	10.34	32.5	9.63	30.2	8.84	29.0	8.51	28.2	8.27	26.3	7.75
	13.0	11.8	34.7	9.78	32.5	9.13	30.2	8.40	29.0	8.09	28.2	7.87	26.3	7.36
	15.0	13.7	34.7	9.31	32.5	8.67	30.2	7.99	29.0	7.71	28.2	7.51	26.3	7.03
	18.0	16.8	34.7	8.89	32.5	8.25	30.2	7.64	29.0	7.38	28.2	7.19	26.3	6.73
20.0	18.5	34.7	8.52	32.5	7.88	30.2	7.32	29.0	7.08	28.2	6.92	26.3	6.48	
24.0	20.5	34.7	8.20	32.5	7.56	30.2	7.05	29.0	6.84	28.2	6.70	26.3	6.26	

TC—Total capacity of outdoor unit; PI—Power input of outdoor unit														
Connection ratio	Outdoor air temp		Indoor air temperature °C DB											
			16		18		20		21		22		24	
	°C DB	°C WB	TC	PI	TC	PI	TC	PI	TC	PI	TC	PI	TC	PI
50%	-19.8	-20.0	29.0	19.20	27.1	17.70	25.2	15.90	24.3	15.39	23.4	14.80	21.8	13.74
	-18.8	-19.0	29.0	18.80	27.1	17.35	25.3	15.61	24.3	15.08	23.4	14.51	21.8	13.47
	-16.7	-17.0	29.1	17.96	27.2	16.58	25.3	14.95	24.3	14.45	23.4	13.92	21.8	12.91
	-13.7	-15.0	29.1	17.13	27.2	15.83	25.3	14.28	24.4	13.82	23.5	13.31	21.8	12.33
	-11.8	-13.0	29.1	16.27	27.2	15.07	25.3	13.60	24.4	13.15	23.5	12.66	21.8	11.75
	-9.8	-11.0	29.2	15.43	27.3	14.28	25.4	12.93	24.4	12.51	23.5	12.06	21.8	11.16
	-9.5	-10.0	29.2	15.02	27.3	13.90	25.4	12.61	24.4	12.20	23.5	11.75	21.8	10.87
	-8.5	-9.1	29.2	14.64	27.3	13.57	25.4	12.30	24.4	11.91	23.5	11.48	21.8	10.63
	-7.0	-7.6	29.1	14.01	27.2	13.04	25.3	11.79	24.4	11.42	23.5	11.01	21.8	10.22
	-5.0	-5.6	28.9	13.14	27.1	12.20	25.2	11.10	24.2	10.76	23.4	10.41	21.8	9.68
	-3.0	-3.7	28.9	12.44	27.1	11.56	25.2	10.53	24.2	10.20	23.4	9.88	21.8	9.21
	0.0	-0.7	28.9	11.42	27.1	10.62	25.2	9.71	24.2	9.40	23.4	9.12	21.8	8.51
	3.0	2.2	28.9	10.51	27.1	9.79	25.2	8.96	24.2	8.69	23.4	8.45	21.8	7.88
	5.0	4.1	28.9	9.98	27.1	9.29	25.2	8.52	24.2	8.27	23.4	8.02	21.8	7.50
	7.0	6.0	28.9	9.47	27.1	8.83	25.2	8.12	24.2	7.86	23.4	7.64	21.8	7.16
	9.0	7.9	28.9	8.98	27.1	8.39	25.2	7.72	24.2	7.51	23.4	7.28	21.8	6.82
	11.0	9.8	28.9	8.54	27.1	7.98	25.2	7.36	24.2	7.15	23.4	6.94	21.8	6.51
13.0	11.8	28.9	8.12	27.1	7.59	25.2	7.00	24.2	6.81	23.4	6.61	21.8	6.21	
15.0	13.7	28.9	7.73	27.1	7.24	25.2	6.69	24.2	6.50	23.4	6.31	21.8	5.92	
18.0	16.8	28.9	7.36	27.1	6.92	25.2	6.42	24.2	6.23	23.4	6.04	21.8	5.65	
20.0	18.5	28.9	7.01	27.1	6.62	25.2	6.18	24.2	6.01	23.4	5.80	21.8	5.40	
24.0	20.5	28.9	6.69	27.1	6.35	25.2	5.75	24.2	5.81	23.4	5.57	21.8	5.17	

GMV-VQ504WM/C-X

TC—Total capacity of outdoor unit; PI—Power input of outdoor unit														
Connection ratio	Outdoor air temp		Indoor air temperature °C DB											
			16		18		20		21		22		24	
	°C DB	°C WB	TC	PI	TC	PI	TC	PI	TC	PI	TC	PI	TC	PI
135%	-19.8	-20.0	46.6	14.76	45.5	15.51	44.6	16.04	44.1	16.41	43.8	16.89	42.9	17.59
	-18.8	-19.0	47.0	15.01	46.0	15.75	45.0	16.17	44.6	16.61	44.2	16.98	43.3	17.73
	-16.7	-17.0	47.8	15.37	46.8	16.07	45.9	16.51	45.4	16.77	45.1	17.21	44.2	17.92
	-13.7	-15.0	48.7	15.73	47.6	16.34	46.8	16.75	46.3	17.05	46.0	17.48	45.1	18.04
	-11.8	-13.0	49.4	16.02	48.4	16.55	47.6	16.88	47.1	17.24	46.8	17.57	46.0	18.19
	-9.8	-11.0	50.3	16.27	49.3	16.79	48.5	17.08	48.0	17.34	47.7	17.63	46.9	18.20
	-9.5	-10.0	50.7	16.34	49.7	16.83	48.9	17.08	48.4	17.34	48.1	17.67	47.3	18.14
	-8.5	-9.1	51.1	16.43	50.2	16.92	49.3	17.07	48.9	17.40	48.6	17.66	47.8	18.20
	-7.0	-7.6	51.7	16.53	50.9	16.93	50.0	17.12	49.5	17.35	49.2	17.65	48.4	18.14
	-5.0	-5.6	56.2	17.69	55.3	17.79	54.6	18.37	54.2	18.62	53.8	18.92	53.2	19.38
	-3.0	-3.7	56.9	17.67	56.1	18.12	55.4	18.22	55.0	18.52	54.7	18.75	54.0	19.21
	0.0	-0.7	58.3	17.61	57.4	17.89	56.7	17.99	56.4	18.21	56.1	18.48	56.1	19.03
	3.0	2.2	69.0	20.11	68.4	20.52	67.7	20.68	67.5	20.92	67.3	21.18	63.4	20.58
	5.0	4.1	85.0	24.17	79.3	23.21	73.8	21.84	71.0	21.37	68.2	20.84	63.4	19.93
	7.0	6.0	85.1	23.57	79.4	22.56	73.9	21.23	71.0	18.52	68.3	20.20	64.1	19.04
	9.0	7.9	85.1	22.91	79.5	21.93	73.9	20.59	71.1	20.10	68.8	19.50	64.1	17.90
	11.0	9.8	85.1	22.25	79.5	21.23	73.9	19.88	71.1	19.06	68.8	18.33	64.1	16.86
13.0	11.8	85.1	21.52	79.5	20.52	73.9	18.64	71.1	17.86	68.8	17.21	64.1	15.82	
15.0	13.7	85.1	20.88	79.5	19.35	73.9	17.57	71.1	16.85	68.8	16.22	64.1	14.93	
18.0	16.8	85.1	19.77	79.5	18.42	73.9	16.67	71.1	16.01	68.8	15.33	64.1	14.19	
20.0	18.5	85.1	18.82	79.5	17.59	73.9	15.91	71.1	15.30	68.8	14.57	64.1	13.56	
24.0	20.5	85.1	18.00	79.5	16.92	73.9	15.30	71.1	14.71	68.8	13.92	64.1	13.07	

GMV6 HR DC Inverter VRF Units Technical Sales Guide

TC—Total capacity of outdoor unit; PI—Power input of outdoor unit														
Connection ratio	Outdoor air temp		Indoor air temperature °C DB											
			16		18		20		21		22		24	
			TC	PI	TC	PI	TC	PI	TC	PI	TC	PI	TC	PI
	°C DB	°C WB	kW	kW	kW	kW	kW	kW	kW	kW	kW	kW	kW	kW
120%	-19.8	-20.0	45.4	15.85	44.5	16.50	43.7	16.96	43.4	17.30	43.0	17.67	42.2	18.39
	-18.8	-19.0	45.9	16.06	44.9	16.71	44.2	16.88	43.8	17.48	43.4	17.84	42.7	18.53
	-16.7	-17.0	46.6	16.34	45.8	16.97	45.0	17.25	44.7	17.66	44.3	17.99	43.5	18.63
	-13.7	-15.0	47.5	16.61	46.7	17.18	45.9	17.49	45.6	17.82	45.2	18.12	44.5	18.75
	-11.8	-13.0	48.3	16.86	47.5	17.31	46.7	17.58	46.4	17.87	46.0	18.22	45.3	18.73
	-9.8	-11.0	49.2	17.02	48.4	17.48	47.6	17.64	47.3	17.97	47.0	18.25	46.3	18.83
	-9.5	-10.0	49.6	17.06	48.8	17.50	48.0	17.68	47.7	17.94	47.4	18.08	46.7	18.74
	-8.5	-9.1	50.0	17.11	49.3	17.56	48.5	17.67	48.2	17.97	47.9	18.26	47.2	18.76
	-7.0	-7.6	50.7	17.16	49.9	17.51	49.1	17.65	48.8	17.88	48.5	18.19	47.9	18.58
	-5.0	-5.6	55.2	18.33	54.5	18.75	53.8	18.92	53.5	19.18	53.2	19.41	52.6	19.90
	-3.0	-3.7	56.0	18.29	55.3	18.61	54.6	18.73	54.4	18.96	54.1	19.28	53.4	19.62
	0.0	-0.7	57.3	18.09	56.7	18.38	56.0	18.67	56.1	18.75	55.9	19.04	55.9	19.58
	3.0	2.2	68.3	20.69	67.7	21.08	67.2	21.14	66.4	21.28	60.4	19.59	59.1	19.54
	5.0	4.1	78.4	23.13	73.3	22.16	68.1	20.80	65.6	20.35	63.4	19.94	59.1	18.36
	7.0	6.0	78.5	22.49	73.4	21.45	68.2	20.17	65.7	19.51	63.6	18.78	59.1	17.28
	9.0	7.9	78.6	21.85	73.4	20.86	68.3	19.18	65.7	18.35	63.6	17.67	59.1	16.27
	11.0	9.8	78.6	21.15	73.4	19.90	68.3	18.05	65.7	17.29	63.6	16.63	59.1	15.33
	13.0	11.8	78.6	20.21	73.4	18.67	68.3	16.93	65.7	16.24	63.6	15.64	59.1	14.42
	15.0	13.7	78.6	19.03	73.4	17.58	68.3	15.99	65.7	15.31	63.6	14.76	59.1	13.62
	18.0	16.8	78.6	17.98	73.4	16.65	68.3	15.19	65.7	14.51	63.6	13.98	59.1	12.92
20.0	18.5	78.6	17.04	73.4	15.89	68.3	14.53	65.7	13.84	63.6	13.32	59.1	12.30	
24.0	20.5	78.6	16.21	73.4	15.24	68.3	14.01	65.7	13.27	63.6	12.79	59.1	11.79	
110%	-19.8	-20.0	44.3	16.88	43.5	17.49	42.9	17.84	42.5	18.15	42.2	18.49	41.6	19.17
	-18.8	-19.0	44.7	17.06	44.0	17.57	43.3	17.90	43.0	18.24	42.7	18.64	42.1	19.24
	-16.7	-17.0	45.6	17.29	44.8	17.85	44.2	18.05	43.9	18.45	43.5	18.75	43.0	19.38
	-13.7	-15.0	46.5	17.48	45.8	18.05	45.0	18.23	44.8	18.54	44.5	18.85	44.0	19.45
	-11.8	-13.0	47.3	17.68	46.6	18.10	46.0	18.28	45.6	18.52	45.3	18.89	44.8	19.38
	-9.8	-11.0	48.2	17.74	47.5	18.20	46.9	18.27	46.6	18.62	46.3	18.88	45.8	19.32
	-9.5	-10.0	48.6	17.74	47.9	18.16	47.3	18.31	47.0	18.56	46.7	18.80	46.2	19.29
	-8.5	-9.1	49.1	17.80	48.4	18.21	47.8	18.26	47.5	18.51	47.2	18.83	46.7	19.21
	-7.0	-7.6	49.7	17.80	49.0	18.09	48.4	18.19	48.1	18.43	47.9	18.44	47.3	19.09
	-5.0	-5.6	54.2	18.96	53.7	19.39	53.1	19.50	52.9	19.73	52.6	19.07	52.2	20.47
	-3.0	-3.7	55.1	18.86	54.5	19.15	53.9	19.26	53.7	19.46	55.9	19.06	53.0	20.13
	0.0	-0.7	56.5	18.59	56.1	18.89	55.9	19.07	55.9	19.34	58.2	19.63	54.3	19.30
	3.0	2.2	67.5	21.26	67.1	21.63	63.4	20.59	61.0	20.12	58.6	19.23	54.3	17.57
	5.0	4.1	72.0	21.99	67.2	20.96	62.6	19.46	60.2	18.67	58.2	17.97	54.3	16.54
	7.0	6.0	72.1	21.34	67.3	20.22	62.6	18.31	60.3	17.58	58.2	16.90	54.3	15.56
	9.0	7.9	72.1	20.65	67.4	19.02	62.7	17.26	60.3	16.57	58.2	15.91	54.3	14.67
	11.0	9.8	72.1	19.42	67.4	17.90	62.7	16.25	60.3	15.62	58.2	15.00	54.3	13.85
	13.0	11.8	72.1	18.22	67.4	16.79	62.7	15.28	60.3	14.70	58.2	14.12	54.3	13.04
	15.0	13.7	72.1	17.17	67.4	15.84	62.7	14.44	60.3	13.87	58.2	13.36	54.3	12.34
	18.0	16.8	72.1	16.25	67.4	15.01	62.7	13.18	60.3	13.16	58.2	12.72	54.3	11.75
20.0	18.5	72.1	15.41	67.4	14.28	62.7	12.50	60.3	12.52	58.2	12.20	54.3	11.24	
24.0	20.5	72.1	14.71	67.4	13.62	62.7	11.91	60.3	12.00	58.2	11.75	54.3	10.82	

TC—Total capacity of outdoor unit; PI—Power input of outdoor unit														
Connection ratio	Outdoor air temp		Indoor air temperature °C DB											
			16		18		20		21		22		24	
	°C DB	°C WB	TC	PI	TC	PI	TC	PI	TC	PI	TC	PI	TC	PI
			kW	kW	kW	kW	kW	kW	kW	kW	kW	kW	kW	kW
100%	-19.8	-20.0	43.2	17.87	42.5	18.39	41.9	18.54	41.6	18.95	41.3	19.20	40.7	19.84
	-18.8	-19.0	43.6	18.02	42.9	18.44	42.3	18.66	42.1	18.97	41.7	19.32	41.2	19.88
	-16.7	-17.0	44.5	18.17	43.8	18.65	43.2	18.74	42.9	19.03	42.6	19.37	42.0	19.85
	-13.7	-15.0	45.4	18.29	44.8	18.78	44.2	18.84	43.9	19.21	43.4	19.35	42.9	19.93
	-11.8	-13.0	46.2	18.41	45.6	18.76	45.0	18.87	44.7	19.12	44.3	18.63	43.7	19.80
	-9.8	-11.0	47.1	18.39	46.4	18.80	45.9	18.83	45.7	19.07	45.1	19.23	44.6	19.63
	-9.5	-10.0	47.5	18.36	46.9	18.74	46.4	18.76	46.1	19.06	45.5	19.13	45.0	19.60
	-8.5	-9.1	47.9	18.35	47.3	18.65	46.8	18.73	46.5	18.95	45.9	19.09	45.4	19.46
	-7.0	-7.6	48.4	18.26	47.9	18.57	47.3	18.58	47.0	18.79	46.6	18.91	46.6	19.52
	-5.0	-5.6	52.7	19.35	52.1	19.67	51.6	19.67	51.5	19.99	51.2	20.18	49.1	19.86
	-3.0	-3.7	53.5	19.18	52.9	19.40	52.4	19.44	52.3	19.66	52.1	19.88	49.4	18.92
	0.0	-0.7	55.9	19.17	55.9	19.55	55.7	19.67	54.8	19.42	53.0	18.67	49.4	17.21
	3.0	2.2	65.2	21.28	60.8	20.27	56.5	18.30	54.8	17.66	53.0	17.02	49.4	15.66
	5.0	4.1	65.2	20.63	60.8	19.04	56.5	17.22	54.8	16.64	53.0	16.03	49.4	14.78
	7.0	6.0	65.2	19.47	60.8	17.90	56.5	15.86	54.8	15.68	53.0	15.10	49.4	13.93
	9.0	7.9	65.2	18.29	60.8	16.84	56.5	15.18	54.8	14.78	53.0	14.24	49.4	13.15
	11.0	9.8	65.2	17.22	60.8	15.87	56.5	14.33	54.8	13.94	53.0	13.44	49.4	12.43
	13.0	11.8	65.2	16.17	60.8	14.92	56.5	13.51	54.8	13.14	53.0	12.68	49.4	11.73
	15.0	13.7	65.2	15.26	60.8	14.08	56.5	12.77	54.8	12.42	53.0	11.98	49.4	11.11
	18.0	16.8	65.2	14.38	60.8	13.44	56.5	12.35	54.8	11.79	53.0	11.35	49.4	10.58
20.0	18.5	65.2	13.58	60.8	12.90	56.5	11.85	54.8	11.27	53.0	10.82	49.4	10.16	
24.0	20.5	65.2	12.84	60.8	12.47	56.5	11.40	54.8	10.84	53.0	10.40	49.4	9.84	
90%	-19.8	-20.0	42.2	18.86	41.7	19.34	41.2	19.42	41.1	19.85	40.8	20.14	40.4	20.62
	-18.8	-19.0	42.7	18.98	42.2	19.43	41.6	19.53	41.5	19.86	41.4	20.17	40.8	20.71
	-16.7	-17.0	43.5	19.09	43.1	19.58	42.6	19.60	42.4	19.88	42.2	20.26	41.8	20.71
	-13.7	-15.0	44.5	19.18	43.9	19.59	43.5	19.59	43.4	19.79	43.2	20.26	42.7	20.63
	-11.8	-13.0	45.3	19.21	44.9	19.54	44.4	19.60	44.3	19.89	44.0	20.10	43.5	20.53
	-9.8	-11.0	46.2	19.12	45.7	19.42	45.4	19.50	45.2	19.74	45.0	19.98	43.5	19.96
	-9.5	-10.0	46.7	19.09	46.3	19.46	45.8	19.40	45.7	19.74	45.4	19.94	43.9	19.77
	-8.5	-9.1	47.0	19.03	46.6	19.30	46.2	19.36	46.0	19.55	45.8	19.79	44.4	19.66
	-7.0	-7.6	47.6	18.91	47.2	19.16	46.7	19.17	46.6	19.40	46.5	19.62	44.4	18.78
	-5.0	-5.6	52.0	20.01	51.5	20.32	51.1	20.24	49.1	19.76	47.6	19.18	44.4	17.66
	-3.0	-3.7	52.8	19.76	52.3	17.82	51.1	19.49	49.1	18.73	47.6	18.07	44.4	16.65
	0.0	-0.7	55.9	19.88	54.3	17.25	51.1	17.71	49.1	17.03	47.6	16.44	44.4	15.15
	3.0	2.2	58.8	19.35	54.9	17.84	51.1	16.15	49.1	15.55	47.6	15.01	44.4	13.86
	5.0	4.1	58.8	18.20	54.9	16.78	51.1	15.23	49.1	14.65	47.6	14.17	44.4	13.08
	7.0	6.0	58.8	17.11	54.9	15.81	51.1	14.36	49.1	13.83	47.6	13.37	44.4	12.36
	9.0	7.9	58.8	16.13	54.9	14.88	51.1	13.54	49.1	13.06	47.6	12.63	44.4	11.68
	11.0	9.8	58.8	15.19	54.9	14.04	51.1	12.81	49.1	12.35	47.6	11.93	44.4	11.07
	13.0	11.8	58.8	14.29	54.9	13.24	51.1	12.08	49.1	11.65	47.6	11.28	44.4	10.45
	15.0	13.7	58.8	13.51	54.9	12.51	51.1	11.45	49.1	11.00	47.6	10.69	44.4	9.92
	18.0	16.8	58.8	12.77	54.9	11.82	51.1	10.86	49.1	10.39	47.6	10.14	44.4	9.43
20.0	18.5	58.8	12.07	54.9	11.17	51.1	10.32	49.1	9.81	47.6	9.63	44.4	9.01	
24.0	20.5	58.8	11.39	54.9	10.54	51.1	9.79	49.1	9.26	47.6	9.14	44.4	8.61	

GMV6 HR DC Inverter VRF Units Technical Sales Guide

TC—Total capacity of outdoor unit; PI—Power input of outdoor unit														
Connection ratio	Outdoor air temp		Indoor air temperature °C DB											
			16		18		20		21		22		24	
			TC	PI	TC	PI	TC	PI	TC	PI	TC	PI	TC	PI
	°C DB	°C WB	kW	kW	kW	kW	kW	kW	kW	kW	kW	kW	kW	kW
80%	-19.8	-20.0	41.4	19.85	40.9	20.29	40.5	20.27	40.4	20.58	40.3	20.98	38.5	20.70
	-18.8	-19.0	41.8	19.94	41.4	20.34	41.1	20.41	41.0	20.72	40.8	20.98	38.6	20.57
	-16.7	-17.0	42.8	20.03	42.3	20.43	41.9	20.39	41.8	20.67	41.7	20.93	38.6	20.06
	-13.7	-15.0	43.6	20.01	43.3	20.42	42.9	20.37	42.8	20.62	42.2	20.77	39.0	19.73
	-11.8	-13.0	44.6	20.01	44.1	20.28	43.7	20.27	43.7	20.57	42.2	20.19	39.6	19.06
	-9.8	-11.0	45.4	19.85	45.1	20.13	44.7	20.13	44.1	20.12	42.4	19.56	39.6	18.01
	-9.5	-10.0	45.9	19.75	45.5	20.08	45.1	19.98	44.1	19.81	42.4	19.00	39.6	17.48
	-8.5	-9.1	46.3	19.70	45.9	19.95	45.5	19.91	44.1	19.33	42.4	18.50	39.6	17.02
	-7.0	-7.6	46.9	19.54	46.5	19.77	45.7	19.18	44.0	18.42	42.4	17.68	39.6	16.35
	-5.0	-5.6	51.2	18.39	48.8	19.92	45.4	17.93	43.8	17.23	42.4	16.63	39.6	15.33
	-3.0	-3.7	52.1	18.09	48.8	18.75	45.4	16.90	43.8	16.31	42.4	15.69	39.6	14.49
	0.0	-0.7	52.3	18.47	48.8	17.02	45.4	15.40	43.8	14.82	42.4	14.30	39.6	13.22
	3.0	2.2	52.3	16.83	48.8	15.52	45.4	14.09	43.8	13.54	42.4	13.11	39.6	12.12
	5.0	4.1	52.3	15.85	48.8	14.64	45.4	13.30	43.8	12.79	42.4	12.39	39.6	11.47
	7.0	6.0	52.3	14.93	48.8	13.84	45.4	12.57	43.8	12.10	42.4	11.72	39.6	10.85
	9.0	7.9	52.3	14.10	48.8	13.04	45.4	11.94	43.8	11.43	42.4	11.08	39.6	10.28
	11.0	9.8	52.3	13.31	48.8	12.32	45.4	11.25	43.8	10.83	42.4	10.49	39.6	9.75
	13.0	11.8	52.3	12.54	48.8	11.63	45.4	10.64	43.8	10.24	42.4	9.92	39.6	9.22
	15.0	13.7	52.3	11.86	48.8	11.02	45.4	10.09	43.8	9.71	42.4	9.42	39.6	8.78
	18.0	16.8	52.3	11.32	48.8	10.48	45.4	9.61	43.8	9.23	42.4	8.93	39.6	8.37
20.0	18.5	52.3	10.88	48.8	10.05	45.4	9.19	43.8	8.81	42.4	8.51	39.6	7.99	
24.0	20.5	52.3	10.55	48.8	9.72	45.4	8.81	43.8	8.43	42.4	8.13	39.6	7.65	
70%	-19.8	-20.0	40.6	20.85	40.2	21.25	39.9	21.10	38.3	20.60	36.9	20.14	34.5	19.24
	-18.8	-19.0	41.0	20.93	40.8	21.27	39.9	20.95	38.4	20.45	36.9	19.99	34.5	18.84
	-16.7	-17.0	42.0	20.93	41.6	21.22	40.0	20.46	38.4	19.97	36.9	19.45	34.5	17.98
	-13.7	-15.0	42.9	20.84	42.6	21.25	40.0	19.96	38.5	19.34	37.0	18.54	34.5	17.09
	-11.8	-13.0	43.8	20.79	43.0	20.82	40.0	19.05	38.5	18.35	37.0	17.58	34.5	16.21
	-9.8	-11.0	44.8	20.60	43.1	20.05	40.1	18.05	38.6	17.37	37.1	16.64	34.5	15.35
	-9.5	-10.0	45.2	20.46	43.1	19.48	40.1	17.54	38.6	16.88	37.1	16.19	34.5	14.92
	-8.5	-9.1	45.6	20.34	43.1	18.95	40.1	17.08	38.6	16.44	37.1	15.77	34.5	14.55
	-7.0	-7.6	46.0	19.60	43.0	18.07	40.0	16.32	38.5	15.72	37.0	15.07	34.5	13.93
	-5.0	-5.6	45.7	18.31	42.8	16.90	39.8	15.29	38.3	14.71	37.1	14.21	34.5	13.15
	-3.0	-3.7	45.7	17.24	42.8	15.93	39.8	14.44	38.3	13.90	37.1	13.43	34.5	12.43
	0.0	-0.7	45.7	15.69	42.8	14.59	39.8	13.19	38.3	12.71	37.1	12.30	34.5	11.40
	3.0	2.2	45.7	14.34	42.8	13.30	39.8	12.11	38.3	11.67	37.1	11.29	34.5	10.47
	5.0	4.1	45.7	13.53	42.8	12.54	39.8	11.46	38.3	11.04	37.1	10.70	34.5	9.92
	7.0	6.0	45.7	12.79	42.8	11.87	39.8	10.83	38.3	10.45	37.1	10.13	34.5	9.41
	9.0	7.9	45.7	12.09	42.8	11.22	39.8	10.27	38.3	9.91	37.1	9.60	34.5	8.92
	11.0	9.8	45.7	11.44	42.8	10.62	39.8	9.75	38.3	9.40	37.1	9.12	34.5	8.48
	13.0	11.8	45.7	10.81	42.8	10.06	39.8	9.22	38.3	8.92	37.1	8.63	34.5	8.05
	15.0	13.7	45.7	10.24	42.8	9.54	39.8	8.76	38.3	8.48	37.1	8.21	34.5	7.67
	18.0	16.8	45.7	9.71	42.8	9.06	39.8	8.34	38.3	8.08	37.1	7.83	34.5	7.33
20.0	18.5	45.7	9.26	42.8	8.63	39.8	7.96	38.3	7.72	37.1	7.49	34.5	7.03	
24.0	20.5	45.7	8.84	42.8	8.24	39.8	7.64	38.3	7.41	37.1	7.21	34.5	6.78	

TC—Total capacity of outdoor unit; PI—Power input of outdoor unit														
Connection ratio	Outdoor air temp		Indoor air temperature °C DB											
			16		18		20		21		22		24	
	°C DB	°C WB	TC kW	PI kW	TC kW	PI kW	TC kW	PI kW	TC kW	PI kW	TC kW	PI kW	TC kW	PI kW
60%	-19.8	-20.0	39.3	21.54	36.8	20.59	34.2	18.68	32.9	17.95	31.8	17.32	29.7	15.96
	-18.8	-19.0	39.4	21.37	36.8	20.33	34.2	18.31	33.0	17.60	31.8	16.94	29.7	15.63
	-16.7	-17.0	39.4	20.84	36.8	19.51	34.2	17.51	33.0	16.83	31.8	16.19	29.7	14.96
	-13.7	-15.0	39.5	20.17	36.9	18.57	34.3	16.69	33.1	16.05	31.8	15.42	29.7	14.24
	-11.8	-13.0	39.5	19.10	36.9	17.59	34.3	15.85	33.1	15.24	31.8	14.65	29.7	13.55
	-9.8	-11.0	39.5	18.07	37.0	16.66	34.4	15.04	33.1	14.45	31.8	13.88	29.7	12.85
	-9.5	-10.0	39.6	17.57	37.0	16.21	34.4	14.63	33.1	14.08	31.8	13.50	29.7	12.49
	-8.5	-9.1	39.6	17.10	37.0	15.80	34.4	14.27	33.1	13.73	31.8	13.17	29.7	12.20
	-7.0	-7.6	39.5	16.32	36.9	15.09	34.3	13.64	33.1	13.13	31.8	12.62	29.7	11.71
	-5.0	-5.6	39.3	15.28	36.7	14.13	34.1	12.81	32.9	12.33	31.8	11.93	29.7	11.08
	-3.0	-3.7	39.3	14.43	36.7	13.35	34.1	12.17	32.9	11.68	31.8	11.30	29.7	10.49
	0.0	-0.7	39.3	13.18	36.7	12.23	34.1	11.13	32.9	10.72	31.8	10.37	29.7	9.64
	3.0	2.2	39.3	12.09	36.7	11.23	34.1	10.25	32.9	9.87	31.8	9.57	29.7	8.90
	5.0	4.1	39.3	11.43	36.7	10.62	34.1	9.71	32.9	9.37	31.8	9.07	29.7	8.45
	7.0	6.0	39.3	10.82	36.7	10.06	34.1	9.20	32.9	8.88	31.8	8.63	29.7	8.03
	9.0	7.9	39.3	10.25	36.7	9.54	34.1	8.74	32.9	8.44	31.8	8.18	29.7	7.65
	11.0	9.8	39.3	9.73	36.7	9.06	34.1	8.32	32.9	8.02	31.8	7.78	29.7	7.29
	13.0	11.8	39.3	9.20	36.7	8.59	34.1	7.90	32.9	7.62	31.8	7.40	29.7	6.93
	15.0	13.7	39.3	8.76	36.7	8.15	34.1	7.52	32.9	7.27	31.8	7.06	29.7	6.61
	18.0	16.8	39.3	8.37	36.7	7.76	34.1	7.19	32.9	6.95	31.8	6.77	29.7	6.33
20.0	18.5	39.3	8.02	36.7	7.42	34.1	6.89	32.9	6.68	31.8	6.51	29.7	6.10	
24.0	20.5	39.3	7.71	36.7	7.11	34.1	6.64	32.9	6.45	31.8	6.30	29.7	5.89	
50%	-19.8	-20.0	32.8	18.10	30.6	16.65	28.6	15.00	27.5	14.53	26.4	13.93	24.7	12.92
	-18.8	-19.0	32.9	17.72	30.7	16.32	28.6	14.72	27.5	14.23	26.4	13.65	24.7	12.67
	-16.7	-17.0	32.9	16.92	30.7	15.60	28.6	14.10	27.6	13.64	26.5	13.10	24.7	12.15
	-13.7	-15.0	33.0	16.15	30.8	14.90	28.7	13.47	27.6	13.04	26.5	12.52	24.7	11.60
	-11.8	-13.0	33.0	15.33	30.8	14.18	28.7	12.82	27.6	12.42	26.5	11.91	24.7	11.05
	-9.8	-11.0	33.0	14.54	30.8	13.44	28.7	12.20	27.6	11.81	26.6	11.34	24.7	10.50
	-9.5	-10.0	33.0	14.15	30.8	13.08	28.7	11.89	27.7	11.52	26.6	11.06	24.7	10.23
	-8.5	-9.1	33.0	13.80	30.8	12.77	28.7	11.60	27.7	11.24	26.6	10.80	24.7	9.99
	-7.0	-7.6	33.0	13.20	30.8	12.27	28.7	11.12	27.6	10.78	26.5	10.36	24.7	9.61
	-5.0	-5.6	32.8	12.38	30.6	11.48	28.5	10.47	27.4	10.15	26.5	9.80	24.7	9.11
	-3.0	-3.7	32.8	11.72	30.6	10.88	28.5	9.93	27.4	9.63	26.5	9.29	24.7	8.66
	0.0	-0.7	32.8	10.76	30.6	9.99	28.5	9.16	27.4	8.87	26.5	8.58	24.7	8.01
	3.0	2.2	32.8	9.91	30.6	9.21	28.5	8.45	27.4	8.20	26.5	7.94	24.7	7.41
	5.0	4.1	32.8	9.41	30.6	8.74	28.5	8.03	27.4	7.80	26.5	7.54	24.7	7.05
	7.0	6.0	32.8	8.92	30.6	8.31	28.5	7.65	27.4	7.42	26.5	7.19	24.7	6.73
	9.0	7.9	32.8	8.47	30.6	7.89	28.5	7.28	27.4	7.09	26.5	6.85	24.7	6.42
	11.0	9.8	32.8	8.05	30.6	7.51	28.5	6.94	27.4	6.75	26.5	6.53	24.7	6.12
	13.0	11.8	32.8	7.66	30.6	7.14	28.5	6.60	27.4	6.43	26.5	6.21	24.7	5.84
	15.0	13.7	32.8	7.28	30.6	6.81	28.5	6.31	27.4	6.14	26.5	5.94	24.7	5.57
	18.0	16.8	32.8	6.93	30.6	6.51	28.5	6.06	27.4	5.88	26.5	5.68	24.7	5.31
20.0	18.5	32.8	6.61	30.6	6.23	28.5	5.82	27.4	5.67	26.5	5.45	24.7	5.08	
24.0	20.5	32.8	6.30	30.6	5.97	28.5	5.42	27.4	5.48	26.5	5.24	24.7	4.87	

GMV6 HR DC Inverter VRF Units Technical Sales Guide

GMV-VQ560WM/C-X

TC—Total capacity of outdoor unit; PI—Power input of outdoor unit														
Connection ratio	Outdoor air temp		Indoor air temperature °C DB											
			16		18		20		21		22		24	
	°C DB	°C WB	TC kW	PI kW	TC kW	PI kW	TC kW	PI kW	TC kW	PI kW	TC kW	PI kW	TC kW	PI kW
135%	-19.8	-20.0	48.3	19.07	48.1	20.43	48.0	21.51	47.9	22.20	47.9	23.02	47.7	24.38
	-18.8	-19.0	48.7	19.39	48.6	20.74	48.4	21.66	48.4	22.46	48.3	23.13	48.3	24.61
	-16.7	-17.0	49.6	19.88	49.5	21.18	49.4	22.14	49.3	22.69	49.3	23.45	49.1	24.82
	-13.7	-15.0	50.6	20.37	50.5	21.57	50.3	22.43	50.2	23.03	50.2	23.78	50.1	25.00
	-11.8	-13.0	51.4	20.78	51.4	21.86	51.2	22.62	51.2	23.31	51.1	23.91	51.0	25.10
	-9.8	-11.0	52.4	21.12	52.3	22.16	52.1	22.86	52.1	23.41	52.0	23.96	52.0	25.13
	-9.5	-10.0	52.8	21.21	52.7	22.20	52.6	22.90	52.6	23.44	52.5	24.05	52.4	25.02
	-8.5	-9.1	53.3	21.37	53.2	22.32	53.0	22.87	53.0	23.46	53.0	24.02	52.9	25.07
	-7.0	-7.6	53.9	21.48	53.8	22.32	53.7	22.92	53.7	23.41	53.6	23.97	53.5	24.97
	-5.0	-5.6	56.1	22.01	55.9	22.41	55.8	23.38	55.8	23.89	55.8	24.41	55.6	25.25
	-3.0	-3.7	58.3	22.58	58.1	23.37	58.1	23.81	57.9	24.28	57.9	24.73	57.7	25.57
	0.0	-0.7	62.9	23.67	62.9	24.41	62.7	24.78	62.7	25.20	62.5	25.65	62.5	26.43
	3.0	2.2	67.9	24.65	67.7	25.32	67.5	25.67	67.5	26.06	67.5	26.48	67.3	27.20
	5.0	4.1	71.3	25.27	71.1	25.92	71.1	26.21	70.9	26.59	70.9	26.99	70.7	27.68
	7.0	6.0	74.9	25.86	74.7	26.45	74.7	26.74	74.5	24.19	74.5	27.46	71.5	26.45
	9.0	7.9	78.7	26.40	78.5	26.98	78.5	27.22	78.3	27.58	76.7	27.09	71.5	24.86
	11.0	9.8	82.7	26.93	82.5	27.46	82.1	27.49	79.3	26.48	76.7	25.45	71.5	23.42
	13.0	11.8	87.3	27.51	86.9	27.96	82.4	25.88	79.3	24.82	76.7	23.90	71.5	21.98
15.0	13.7	92.8	28.36	88.6	26.88	82.4	24.39	79.3	23.42	76.7	22.53	71.5	20.75	
18.0	16.8	92.8	26.86	88.6	25.59	82.4	23.14	79.3	22.25	76.7	21.29	71.5	19.71	
20.0	18.5	92.8	25.56	88.6	24.45	82.4	22.09	79.3	21.26	76.7	20.24	71.5	18.83	
24.0	20.5	92.8	24.45	88.6	23.51	82.4	21.24	79.3	20.44	76.7	19.33	71.5	18.15	
120%	-19.8	-20.0	48.0	20.89	48.0	22.19	47.8	23.11	47.8	23.75	47.8	24.48	47.7	25.86
	-18.8	-19.0	48.6	21.20	48.4	22.46	48.3	22.98	48.3	24.01	48.3	24.69	48.1	26.04
	-16.7	-17.0	49.4	21.59	49.4	22.83	49.2	23.50	49.2	24.23	49.1	24.86	49.1	26.17
	-13.7	-15.0	50.5	21.98	50.3	23.07	50.1	23.79	50.2	24.45	50.1	25.04	50.0	26.23
	-11.8	-13.0	51.3	22.28	51.2	23.26	51.1	23.92	51.0	24.49	51.0	25.14	50.9	26.20
	-9.8	-11.0	52.3	22.52	52.1	23.46	52.0	23.96	52.0	24.63	52.0	25.13	51.8	26.23
	-9.5	-10.0	52.7	22.55	52.5	23.48	52.5	24.05	52.4	24.57	52.4	24.87	52.2	26.07
	-8.5	-9.1	53.2	22.66	53.0	23.55	53.0	24.02	52.9	24.59	52.9	25.11	52.7	26.08
	-7.0	-7.6	53.8	22.71	53.7	23.50	53.6	23.97	53.5	24.44	53.5	24.98	53.4	25.85
	-5.0	-5.6	55.9	23.14	55.8	23.93	55.7	24.41	55.7	24.84	55.6	25.29	55.5	26.13
	-3.0	-3.7	58.1	23.65	58.1	24.38	57.9	24.73	57.9	25.15	57.7	25.61	57.7	26.39
	0.0	-0.7	62.7	24.65	62.7	25.33	62.5	25.93	62.5	26.04	62.3	26.44	62.3	27.19
	3.0	2.2	67.7	25.57	67.5	26.18	67.5	26.45	67.3	26.84	67.3	27.21	65.9	27.14
	5.0	4.1	71.1	26.13	70.9	26.72	70.9	26.96	70.7	27.32	70.7	27.69	65.9	25.50
	7.0	6.0	74.7	26.66	74.7	27.22	74.5	27.43	73.3	27.13	70.9	26.08	65.9	24.00
	9.0	7.9	78.5	27.20	78.3	27.72	75.7	26.49	73.3	25.49	70.9	24.53	65.9	22.59
	11.0	9.8	82.5	27.67	81.3	27.45	76.1	25.06	73.3	24.01	70.9	23.10	65.9	21.30
	13.0	11.8	87.2	27.96	81.9	25.94	76.1	23.52	73.3	22.55	70.9	21.73	65.9	20.03
15.0	13.7	87.6	26.45	81.9	24.43	76.1	22.20	73.3	21.27	70.9	20.50	65.9	18.92	
18.0	16.8	87.6	24.99	81.9	23.14	76.1	21.09	73.3	20.16	70.9	19.41	65.9	17.94	
20.0	18.5	87.6	23.68	81.9	22.08	76.1	20.19	73.3	19.23	70.9	18.50	65.9	17.09	
24.0	20.5	87.6	22.53	81.9	21.18	76.1	19.45	73.3	18.44	70.9	17.77	65.9	16.38	

TC—Total capacity of outdoor unit; PI—Power input of outdoor unit														
Connection ratio	Outdoor air temp		Indoor air temperature °C DB											
			16		18		20		21		22		24	
	°C DB	°C WB	TC	PI	TC	PI	TC	PI	TC	PI	TC	PI	TC	PI
		kW	kW	kW	kW	kW	kW	kW	kW	kW	kW	kW	kW	kW
110%	-19.8	-20.0	47.9	22.75	47.8	23.95	47.7	24.72	47.7	25.38	47.7	26.00	47.5	27.30
	-18.8	-19.0	48.4	23.02	48.3	24.06	48.2	24.82	48.2	25.43	48.1	26.17	48.1	27.35
	-16.7	-17.0	49.3	23.30	49.2	24.44	49.1	24.99	49.0	25.67	49.1	26.33	48.9	27.50
	-13.7	-15.0	50.3	23.59	50.1	24.62	50.1	25.24	50.0	25.80	50.0	26.36	49.9	27.52
	-11.8	-13.0	51.1	23.82	51.1	24.70	50.9	25.22	50.9	25.73	50.9	26.41	50.8	27.37
	-9.8	-11.0	52.1	23.92	52.0	24.80	51.9	25.21	51.9	25.82	51.8	26.29	51.8	27.21
	-9.5	-10.0	52.5	23.90	52.4	24.73	52.3	25.23	52.3	25.70	52.2	26.16	52.2	27.15
	-8.5	-9.1	53.0	23.96	52.9	24.79	52.8	25.15	52.8	25.61	52.7	26.17	52.7	27.01
	-7.0	-7.6	53.6	23.95	53.6	24.64	53.4	25.02	53.4	25.47	53.4	25.64	53.3	26.80
	-5.0	-5.6	55.8	24.30	55.6	25.03	55.6	25.39	55.5	25.80	57.5	25.96	55.4	27.10
	-3.0	-3.7	57.9	24.71	57.9	25.36	57.7	25.64	57.7	26.05	62.3	26.47	57.5	27.21
	0.0	-0.7	62.5	25.63	62.5	26.24	62.3	26.48	62.3	26.85	64.9	27.26	60.5	26.81
	3.0	2.2	67.5	26.49	67.3	27.04	67.3	27.23	67.1	27.57	64.9	26.53	60.5	24.40
	5.0	4.1	70.9	26.99	70.9	27.55	69.5	26.92	67.1	25.91	64.9	24.96	60.5	22.97
	7.0	6.0	74.5	27.49	73.9	27.66	69.8	25.41	67.1	24.39	64.9	23.47	60.5	21.62
	9.0	7.9	78.3	27.94	75.1	26.44	69.9	23.95	67.2	22.98	64.9	22.10	60.5	20.38
	11.0	9.8	80.5	27.01	75.1	24.87	69.9	22.55	67.2	21.67	64.9	20.84	60.5	19.24
	13.0	11.8	80.5	25.33	75.1	23.33	69.9	21.21	67.2	20.39	64.9	19.61	60.5	18.12
	15.0	13.7	80.5	23.87	75.1	22.01	69.9	20.04	67.2	19.25	64.9	18.55	60.5	17.15
	18.0	16.8	80.5	22.59	75.1	20.86	69.9	18.29	67.2	18.25	64.9	17.67	60.5	16.32
20.0	18.5	80.5	21.43	75.1	19.84	69.9	17.35	67.2	17.38	64.9	16.94	60.5	15.61	
24.0	20.5	80.5	20.46	75.1	18.93	69.9	16.53	67.2	16.64	64.9	16.32	60.5	15.03	
100%	-19.8	-20.0	47.6	24.54	47.5	25.62	47.4	26.12	47.3	26.83	47.2	27.34	47.1	28.60
	-18.8	-19.0	48.1	24.77	47.9	25.67	47.8	26.25	47.8	26.83	47.7	27.53	47.5	28.55
	-16.7	-17.0	49.0	24.95	48.9	25.96	48.7	26.32	48.7	26.91	48.5	27.48	48.4	28.50
	-13.7	-15.0	50.0	25.12	49.8	26.03	49.7	26.39	49.6	27.04	49.4	27.44	49.2	28.48
	-11.8	-13.0	50.8	25.25	50.7	26.00	50.5	26.38	50.6	26.92	50.2	26.30	50.2	28.28
	-9.8	-11.0	51.8	25.23	51.6	26.02	51.5	26.27	51.4	26.74	51.1	27.15	51.0	27.92
	-9.5	-10.0	52.2	25.17	52.1	25.96	51.9	26.15	52.0	26.75	51.5	26.98	51.4	27.85
	-8.5	-9.1	52.6	25.14	52.4	25.77	52.3	26.08	52.3	26.51	51.9	26.89	51.8	27.61
	-7.0	-7.6	53.1	24.98	53.0	25.62	52.8	25.84	52.9	26.31	52.5	26.55	52.5	27.40
	-5.0	-5.6	55.1	25.22	54.9	25.83	54.9	26.06	54.7	26.46	54.7	26.85	54.7	27.59
	-3.0	-3.7	57.7	25.78	57.7	26.36	57.5	26.56	57.5	26.94	57.5	27.32	55.1	26.27
	0.0	-0.7	62.3	26.64	62.3	27.16	62.1	27.31	61.1	26.96	59.1	25.93	55.1	23.90
	3.0	2.2	67.3	27.38	67.1	27.87	63.1	25.45	61.1	24.53	59.1	23.63	55.1	21.76
	5.0	4.1	70.7	27.88	67.1	26.18	63.0	23.91	61.1	23.10	59.1	22.26	55.1	20.52
	7.0	6.0	71.1	26.46	67.1	24.61	63.0	21.26	61.1	21.77	59.1	20.97	55.1	19.35
	9.0	7.9	72.7	25.42	67.8	23.40	63.0	21.07	61.1	20.52	59.1	19.77	55.1	18.26
	11.0	9.8	72.7	23.93	67.8	22.06	63.0	19.90	61.1	19.35	59.1	18.66	55.1	17.26
	13.0	11.8	72.7	22.48	67.8	20.74	63.0	18.76	61.1	18.24	59.1	17.61	55.1	16.29
	15.0	13.7	72.7	21.20	67.8	19.57	63.0	17.72	61.1	17.25	59.1	16.64	55.1	15.43
	18.0	16.8	72.7	19.99	67.8	18.67	63.0	17.15	61.1	16.38	59.1	15.76	55.1	14.70
20.0	18.5	72.7	18.87	67.8	17.92	63.0	16.46	61.1	15.64	59.1	15.03	55.1	14.11	
24.0	20.5	72.7	17.84	67.8	17.32	63.0	15.83	61.1	15.06	59.1	14.44	55.1	13.67	

GMV6 HR DC Inverter VRF Units Technical Sales Guide

TC—Total capacity of outdoor unit; PI—Power input of outdoor unit														
Connection ratio	Outdoor air temp		Indoor air temperature °C DB											
			16		18		20		21		22		24	
	°C DB	°C WB	TC	PI	TC	PI	TC	PI	TC	PI	TC	PI	TC	PI
			kW	kW	kW	kW	kW	kW	kW	kW	kW	kW	kW	kW
90%	-19.8	-20.0	47.4	26.41	47.4	27.42	47.3	27.77	47.3	28.47	47.4	29.10	47.1	29.98
	-18.8	-19.0	48.0	26.60	47.8	27.45	47.8	27.89	47.9	28.51	47.8	29.05	47.7	30.12
	-16.7	-17.0	48.8	26.70	48.8	27.64	48.7	27.92	48.7	28.46	48.7	29.09	48.4	29.91
	-13.7	-15.0	49.8	26.77	49.7	27.60	49.6	27.84	49.6	28.18	49.5	28.90	48.5	29.23
	-11.8	-13.0	50.7	26.76	50.7	27.52	50.6	27.79	50.6	28.28	50.5	28.72	48.5	28.55
	-9.8	-11.0	51.6	26.63	51.5	27.24	51.4	27.52	51.5	28.05	51.5	28.48	48.6	27.76
	-9.5	-10.0	52.1	26.51	52.0	27.27	51.9	27.35	52.0	27.96	51.9	28.38	48.9	27.45
	-8.5	-9.1	52.5	26.46	52.3	27.02	52.3	27.26	52.4	27.72	52.3	28.14	49.5	27.31
	-7.0	-7.6	53.0	26.21	52.9	26.78	52.9	27.02	52.9	27.41	52.8	27.78	49.5	26.08
	-5.0	-5.6	54.9	26.35	54.6	26.85	54.7	27.00	54.6	27.32	53.1	26.64	49.5	24.53
	-3.0	-3.7	57.5	26.85	57.5	24.41	56.9	27.05	54.8	26.00	53.1	25.10	49.5	23.12
	0.0	-0.7	62.3	27.62	60.5	23.96	56.9	24.58	54.8	23.63	53.1	22.82	49.5	21.04
	3.0	2.2	64.1	26.31	60.5	24.50	56.9	22.42	54.8	21.58	53.1	20.84	49.5	19.25
	5.0	4.1	64.6	24.92	61.2	23.32	56.9	21.13	54.8	20.33	53.1	19.67	49.5	18.17
	7.0	6.0	65.5	23.75	61.2	21.97	56.9	19.92	54.8	19.20	53.1	18.56	49.5	17.17
	9.0	7.9	65.5	22.39	61.2	20.68	56.9	18.79	54.8	18.13	53.1	17.54	49.5	16.22
	11.0	9.8	65.5	21.09	61.2	19.51	56.9	17.78	54.8	17.14	53.1	16.57	49.5	15.37
	13.0	11.8	65.5	19.85	61.2	18.40	56.9	16.76	54.8	16.18	53.1	15.66	49.5	14.52
	15.0	13.7	65.5	18.76	61.2	17.38	56.9	15.89	54.8	15.28	53.1	14.84	49.5	13.78
	18.0	16.8	65.5	17.73	61.2	16.42	56.9	15.08	54.8	14.43	53.1	14.08	49.5	13.10
20.0	18.5	65.5	16.76	61.2	15.52	56.9	14.32	54.8	13.62	53.1	13.38	49.5	12.51	
24.0	20.5	65.5	15.82	61.2	14.65	56.9	13.59	54.8	12.86	53.1	12.70	49.5	11.95	
80%	-19.8	-20.0	47.3	28.28	47.2	29.19	47.2	29.37	47.3	29.97	46.9	30.44	43.0	28.75
	-18.8	-19.0	47.8	28.43	47.7	29.17	47.6	29.45	47.7	30.05	47.0	30.08	43.0	28.57
	-16.7	-17.0	48.7	28.42	48.6	29.27	48.6	29.41	48.6	29.90	47.0	29.42	43.1	27.87
	-13.7	-15.0	49.7	28.39	49.5	29.12	49.5	29.23	49.1	29.44	47.1	28.85	43.5	27.40
	-11.8	-13.0	50.5	28.27	50.5	28.91	50.4	29.09	49.1	28.75	47.1	28.04	44.1	26.47
	-9.8	-11.0	51.5	28.03	51.3	28.58	51.0	28.58	49.2	27.93	47.3	27.16	44.1	25.01
	-9.5	-10.0	51.9	27.86	51.9	28.53	51.0	28.11	49.2	27.50	47.3	26.37	44.1	24.28
	-8.5	-9.1	52.3	27.76	52.3	28.31	51.0	27.76	49.2	26.84	47.3	25.68	44.1	23.64
	-7.0	-7.6	52.8	27.45	52.8	27.95	50.9	26.63	49.1	25.57	47.3	24.55	44.1	22.70
	-5.0	-5.6	54.7	24.48	54.5	27.67	50.6	24.90	48.8	23.92	47.3	23.09	44.1	21.29
	-3.0	-3.7	56.9	24.62	54.5	26.05	50.6	23.46	48.8	22.65	47.3	21.79	44.1	20.12
	0.0	-0.7	56.9	25.04	54.5	23.65	50.6	21.39	48.8	20.57	47.3	19.86	44.1	18.36
	3.0	2.2	58.3	23.38	54.5	21.57	50.6	19.57	48.8	18.81	47.3	18.20	44.1	16.84
	5.0	4.1	58.3	22.02	54.5	20.34	50.6	18.47	48.8	17.77	47.3	17.21	44.1	15.93
	7.0	6.0	58.3	20.74	54.5	19.23	50.6	17.45	48.8	16.81	47.3	16.27	44.1	15.07
	9.0	7.9	58.3	19.58	54.5	18.11	50.6	16.58	48.8	15.88	47.3	15.39	44.1	14.28
	11.0	9.8	58.3	18.49	54.5	17.12	50.6	15.62	48.8	15.03	47.3	14.57	44.1	13.54
	13.0	11.8	58.3	17.43	54.5	16.16	50.6	14.78	48.8	14.22	47.3	13.78	44.1	12.81
	15.0	13.7	58.3	16.48	54.5	15.32	50.6	14.02	48.8	13.49	47.3	13.08	44.1	12.19
	18.0	16.8	58.3	15.72	54.5	14.57	50.6	13.35	48.8	12.82	47.3	12.40	44.1	11.63
20.0	18.5	58.3	15.12	54.5	13.96	50.6	12.77	48.8	12.24	47.3	11.81	44.1	11.10	
24.0	20.5	58.3	14.66	54.5	13.51	50.6	12.24	48.8	11.71	47.3	11.29	44.1	10.63	

TC—Total capacity of outdoor unit; PI—Power input of outdoor unit														
Connection ratio	Outdoor air temp		Indoor air temperature °C DB											
			16		18		20		21		22		24	
	°C DB	°C WB	TC kW	PI kW	TC kW	PI kW	TC kW	PI kW	TC kW	PI kW	TC kW	PI kW	TC kW	PI kW
70%	-19.8	-20.0	47.1	30.17	47.1	30.98	44.4	29.25	42.8	28.62	41.1	27.96	38.5	26.71
	-18.8	-19.0	47.7	30.31	47.6	30.96	44.5	29.03	42.8	28.41	41.1	27.75	38.5	26.15
	-16.7	-17.0	48.5	30.15	47.9	30.41	44.5	28.36	42.9	27.75	41.2	27.01	38.5	24.96
	-13.7	-15.0	49.5	30.01	48.0	29.80	44.6	27.68	43.0	26.87	41.3	25.74	38.5	23.73
	-11.8	-13.0	50.3	29.78	48.0	28.93	44.6	26.41	43.0	25.49	41.3	24.41	38.5	22.51
	-9.8	-11.0	51.3	29.44	48.0	27.87	44.7	25.02	43.0	24.14	41.3	23.11	38.5	21.31
	-9.5	-10.0	51.5	29.04	48.1	27.06	44.7	24.31	43.0	23.45	41.4	22.48	38.5	20.72
	-8.5	-9.1	51.5	28.61	48.1	26.34	44.7	23.68	43.0	22.84	41.4	21.90	38.5	20.20
	-7.0	-7.6	51.4	27.27	48.0	25.11	44.6	22.62	43.0	21.84	41.3	20.93	38.5	19.35
	-5.0	-5.6	51.1	25.47	47.7	23.49	44.3	21.20	42.7	20.44	41.3	19.73	38.5	18.27
	-3.0	-3.7	51.1	23.98	47.7	22.14	44.3	20.02	42.7	19.32	41.3	18.65	38.5	17.27
	0.0	-0.7	51.1	21.83	47.7	20.28	44.3	18.29	42.7	17.67	41.3	17.07	38.5	15.83
	3.0	2.2	51.1	19.95	47.7	18.48	44.3	16.79	42.7	16.21	41.3	15.67	38.5	14.54
	5.0	4.1	51.1	18.83	47.7	17.43	44.3	15.90	42.7	15.34	41.3	14.85	38.5	13.77
	7.0	6.0	51.1	17.79	47.7	16.50	44.3	15.03	42.7	14.53	41.3	14.07	38.5	13.07
	9.0	7.9	51.1	16.82	47.7	15.60	44.3	14.24	42.7	13.77	41.3	13.33	38.5	12.39
	11.0	9.8	51.1	15.91	47.7	14.75	44.3	13.52	42.7	13.07	41.3	12.66	38.5	11.77
	13.0	11.8	51.1	15.03	47.7	13.97	44.3	12.79	42.7	12.40	41.3	11.98	38.5	11.18
	15.0	13.7	51.1	14.24	47.7	13.25	44.3	12.15	42.7	11.79	41.3	11.40	38.5	10.65
	18.0	16.8	51.1	13.51	47.7	12.59	44.3	11.57	42.7	11.23	41.3	10.87	38.5	10.18
20.0	18.5	51.1	12.88	47.7	11.99	44.3	11.04	42.7	10.73	41.3	10.40	38.5	9.77	
24.0	20.5	51.1	12.30	47.7	11.45	44.3	10.60	42.7	10.29	41.3	10.02	38.5	9.41	
60%	-19.8	-20.0	43.9	29.93	41.0	28.62	38.1	25.93	36.7	24.88	35.5	24.04	33.1	22.17
	-18.8	-19.0	43.9	29.70	41.0	28.25	38.1	25.41	36.7	24.39	35.5	23.52	33.1	21.70
	-16.7	-17.0	43.9	28.96	41.1	27.12	38.2	24.30	36.7	23.33	35.5	22.48	33.1	20.77
	-13.7	-15.0	44.0	28.03	41.1	25.81	38.3	23.17	36.8	22.25	35.5	21.41	33.1	19.77
	-11.8	-13.0	44.0	26.54	41.1	24.45	38.3	21.99	36.8	21.13	35.5	20.34	33.1	18.81
	-9.8	-11.0	44.1	25.11	41.2	23.15	38.3	20.87	36.9	20.03	35.5	19.27	33.1	17.84
	-9.5	-10.0	44.1	24.41	41.2	22.53	38.3	20.31	36.9	19.52	35.5	18.74	33.1	17.35
	-8.5	-9.1	44.1	23.77	41.2	21.95	38.3	19.81	36.9	19.03	35.5	18.28	33.1	16.94
	-7.0	-7.6	44.0	22.68	41.1	20.97	38.3	18.94	36.8	18.21	35.5	17.52	33.1	16.26
	-5.0	-5.6	43.8	21.24	40.9	19.64	38.0	17.79	36.6	17.10	35.5	16.56	33.1	15.38
	-3.0	-3.7	43.8	20.05	40.9	18.56	38.0	16.90	36.6	16.20	35.5	15.69	33.1	14.56
	0.0	-0.7	43.8	18.32	40.9	16.99	38.0	15.45	36.6	14.87	35.5	14.40	33.1	13.39
	3.0	2.2	43.8	16.80	40.9	15.61	38.0	14.23	36.6	13.69	35.5	13.29	33.1	12.35
	5.0	4.1	43.8	15.89	40.9	14.76	38.0	13.48	36.6	12.99	35.5	12.59	33.1	11.74
	7.0	6.0	43.8	15.04	40.9	13.98	38.0	12.78	36.6	12.32	35.5	11.98	33.1	11.15
	9.0	7.9	43.8	14.24	40.9	13.26	38.0	12.14	36.6	11.71	35.5	11.36	33.1	10.62
	11.0	9.8	43.8	13.51	40.9	12.60	38.0	11.56	36.6	11.13	35.5	10.80	33.1	10.12
	13.0	11.8	43.8	12.78	40.9	11.93	38.0	10.97	36.6	10.58	35.5	10.28	33.1	9.62
	15.0	13.7	43.8	12.18	40.9	11.33	38.0	10.45	36.6	10.08	35.5	9.81	33.1	9.18
	18.0	16.8	43.8	11.63	40.9	10.79	38.0	9.98	36.6	9.64	35.5	9.40	33.1	8.79
20.0	18.5	43.8	11.14	40.9	10.31	38.0	9.57	36.6	9.26	35.5	9.04	33.1	8.47	
24.0	20.5	43.8	10.72	40.9	9.89	38.0	9.22	36.6	8.94	35.5	8.75	33.1	8.17	

GMV6 HR DC Inverter VRF Units Technical Sales Guide

TC—Total capacity of outdoor unit; PI—Power input of outdoor unit														
Connection ratio	Outdoor air temp		Indoor air temperature °C DB											
			16		18		20		21		22		24	
	°C DB	°C WB	TC	PI	TC	PI	TC	PI	TC	PI	TC	PI	TC	PI
50%	-19.8	-20.0	36.6	25.11	34.2	23.14	31.8	20.78	30.6	20.15	29.4	19.34	27.5	17.94
	-18.8	-19.0	36.6	24.59	34.2	22.68	31.8	20.40	30.7	19.74	29.5	18.96	27.5	17.59
	-16.7	-17.0	36.6	23.49	34.2	21.68	31.8	19.54	30.7	18.92	29.5	18.19	27.5	16.86
	-13.7	-15.0	36.7	22.40	34.3	20.70	31.9	18.66	30.8	18.09	29.6	17.39	27.5	16.10
	-11.8	-13.0	36.7	21.28	34.3	19.70	31.9	17.77	30.8	17.22	29.6	16.54	27.5	15.34
	-9.8	-11.0	36.8	20.18	34.4	18.67	32.0	16.90	30.8	16.38	29.6	15.75	27.5	14.58
	-9.5	-10.0	36.8	19.64	34.4	18.17	32.0	16.48	30.8	15.98	29.6	15.35	27.5	14.20
	-8.5	-9.1	36.8	19.15	34.4	17.75	32.0	16.07	30.8	15.60	29.6	15.00	27.5	13.88
	-7.0	-7.6	36.7	18.32	34.3	17.05	31.9	15.41	30.8	14.96	29.6	14.39	27.5	13.35
	-5.0	-5.6	36.5	17.18	34.1	15.96	31.7	14.51	30.6	14.08	29.5	13.60	27.5	12.65
	-3.0	-3.7	36.5	16.27	34.1	15.12	31.7	13.76	30.6	13.36	29.5	12.90	27.5	12.03
	0.0	-0.7	36.5	14.93	34.1	13.88	31.7	12.69	30.6	12.31	29.5	11.91	27.5	11.12
	3.0	2.2	36.5	13.75	34.1	12.80	31.7	11.71	30.6	11.38	29.5	11.03	27.5	10.29
	5.0	4.1	36.5	13.05	34.1	12.14	31.7	11.13	30.6	10.83	29.5	10.47	27.5	9.79
	7.0	6.0	36.5	12.38	34.1	11.54	31.7	10.61	30.6	10.30	29.5	9.98	27.5	9.35
	9.0	7.9	36.5	11.75	34.1	10.97	31.7	10.09	30.6	9.83	29.5	9.51	27.5	8.91
	11.0	9.8	36.5	11.17	34.1	10.43	31.7	9.62	30.6	9.36	29.5	9.07	27.5	8.50
	13.0	11.8	36.5	10.62	34.1	9.92	31.7	9.15	30.6	8.92	29.5	8.63	27.5	8.11
15.0	13.7	36.5	10.11	34.1	9.47	31.7	8.75	30.6	8.51	29.5	8.25	27.5	7.73	
18.0	16.8	36.5	9.62	34.1	9.05	31.7	8.40	30.6	8.16	29.5	7.89	27.5	7.38	
20.0	18.5	36.5	9.17	34.1	8.66	31.7	8.08	30.6	7.87	29.5	7.57	27.5	7.05	
24.0	20.5	36.5	8.74	34.1	8.30	31.7	7.52	30.6	7.60	29.5	7.28	27.5	6.76	

GMV-VQ615WM/C-X

TC—Total capacity of outdoor unit; PI—Power input of outdoor unit														
Connection ratio	Outdoor air temp		Indoor air temperature °C DB											
			16		18		20		21		22		24	
	°C DB	°C WB	TC	PI	TC	PI	TC	PI	TC	PI	TC	PI	TC	PI
135%	-19.8	-20.0	48.5	19.89	48.4	21.35	48.3	22.46	48.2	23.19	48.2	24.05	48.0	25.47
	-18.8	-19.0	48.9	20.22	48.8	21.63	48.6	22.58	48.6	23.41	48.5	24.11	48.4	25.60
	-16.7	-17.0	49.7	20.69	49.5	21.99	49.5	23.02	49.4	23.60	49.4	24.39	49.2	25.82
	-13.7	-15.0	50.6	21.16	50.6	22.44	50.4	23.32	50.3	23.95	50.3	24.74	50.1	25.95
	-11.8	-13.0	51.5	21.62	51.5	22.75	51.3	23.52	51.3	24.24	51.2	24.87	51.1	26.10
	-9.8	-11.0	53.5	22.41	53.3	23.48	53.1	24.18	53.1	24.78	53.1	25.40	52.9	26.55
	-9.5	-10.0	54.9	22.88	54.6	23.92	54.4	24.58	54.4	25.18	54.2	25.77	54.2	26.89
	-8.5	-9.1	56.0	23.28	55.7	24.29	55.7	24.95	55.5	25.52	55.5	26.10	55.3	27.22
	-7.0	-7.6	57.9	23.96	57.9	24.96	57.7	25.55	57.7	26.12	57.5	26.67	57.3	27.76
	-5.0	-5.6	61.0	24.87	60.8	25.30	60.6	26.35	60.6	26.89	60.3	27.41	60.3	28.43
	-3.0	-3.7	63.8	25.67	63.7	26.61	63.6	27.05	63.4	27.60	63.4	28.12	63.2	29.07
	0.0	-0.7	68.9	26.92	68.9	27.76	68.7	28.16	68.7	28.64	68.4	29.16	68.4	30.05
	3.0	2.2	75.1	28.31	74.8	29.06	74.1	29.25	74.0	29.65	73.9	30.10	73.7	30.93
	5.0	4.1	78.8	29.00	78.5	29.71	78.2	29.91	77.8	30.29	77.7	30.70	77.4	31.47
	7.0	6.0	82.7	29.65	82.3	30.26	81.9	30.43	81.7	27.54	81.7	31.27	78.3	30.07
	9.0	7.9	86.7	30.20	86.0	30.70	86.0	30.95	85.9	31.40	84.0	30.79	78.3	28.27
	11.0	9.8	90.7	30.67	90.5	31.27	90.2	31.37	86.9	30.12	84.0	28.94	78.3	26.63
	13.0	11.8	95.5	31.23	95.3	31.84	90.2	29.42	86.9	28.23	84.0	27.17	78.3	24.99
15.0	13.7	100.1	31.77	95.7	30.14	90.2	27.73	86.9	26.64	84.0	25.61	78.3	23.59	
18.0	16.8	100.1	30.08	95.7	28.69	90.2	26.30	86.9	25.31	84.0	24.21	78.3	22.42	
20.0	18.5	100.1	28.63	95.7	27.41	90.2	25.11	86.9	24.18	84.0	23.01	78.3	21.41	
24.0	20.5	100.1	27.38	95.7	26.36	90.2	24.15	86.9	23.25	84.0	21.98	78.3	20.64	

TC—Total capacity of outdoor unit; PI—Power input of outdoor unit														
Connection ratio	Outdoor air temp		Indoor air temperature °C DB											
			16		18		20		21		22		24	
	°C DB	°C WB	TC	PI	TC	PI	TC	PI	TC	PI	TC	PI	TC	PI
		kW	kW	kW	kW	kW	kW	kW	kW	kW	kW	kW	kW	kW
120%	-19.8	-20.0	48.3	21.83	48.3	23.19	48.1	24.13	48.1	24.80	48.0	25.51	47.9	26.96
	-18.8	-19.0	48.8	22.11	48.6	23.41	48.5	23.95	48.4	24.97	48.4	25.68	48.3	27.14
	-16.7	-17.0	49.5	22.46	49.4	23.70	49.3	24.43	49.3	25.20	49.2	25.86	49.1	27.16
	-13.7	-15.0	50.5	22.82	50.4	24.01	50.2	24.74	50.2	25.38	50.1	25.99	50.0	27.23
	-11.8	-13.0	51.4	23.18	51.3	24.20	51.2	24.87	51.1	25.46	51.1	26.14	50.9	27.20
	-9.8	-11.0	53.3	23.86	53.1	24.83	53.1	25.42	52.9	26.00	52.9	26.55	52.7	27.68
	-9.5	-10.0	54.6	24.30	54.4	25.27	54.2	25.78	54.2	26.37	54.2	26.72	54.0	27.98
	-8.5	-9.1	55.7	24.67	55.5	25.60	55.5	26.12	55.3	26.67	55.3	27.26	55.1	28.29
	-7.0	-7.6	57.7	25.31	57.7	26.21	57.5	26.69	57.5	27.24	57.3	27.76	57.3	28.76
	-5.0	-5.6	60.8	26.11	60.6	26.98	60.3	27.43	60.3	27.94	60.3	28.47	60.1	29.40
	-3.0	-3.7	63.6	26.89	63.6	27.72	63.4	28.10	63.4	28.59	63.2	29.11	63.2	30.01
	0.0	-0.7	68.7	28.03	68.7	28.80	68.4	29.47	68.4	29.60	68.2	30.05	68.2	30.92
	3.0	2.2	74.7	29.30	74.5	30.01	73.9	30.06	73.7	30.51	73.7	30.93	72.2	30.86
	5.0	4.1	78.6	30.00	78.4	30.68	77.6	30.64	77.4	31.05	77.4	31.48	72.2	28.99
	7.0	6.0	82.5	30.58	81.9	30.99	81.6	31.18	80.2	30.79	77.6	29.65	72.2	27.29
	9.0	7.9	86.5	31.12	85.8	31.54	83.4	30.28	80.2	28.97	77.6	27.89	72.2	25.69
	11.0	9.8	90.5	31.52	88.2	30.93	83.4	28.49	80.2	27.29	77.6	26.26	72.2	24.22
	13.0	11.8	93.7	31.18	88.2	29.01	83.4	26.74	80.2	25.63	77.6	24.70	72.2	22.78
	15.0	13.7	93.7	29.36	88.2	27.33	83.4	25.24	80.2	24.17	77.6	23.30	72.2	21.51
	18.0	16.8	93.7	27.74	88.2	25.88	83.4	23.98	80.2	22.91	77.6	22.07	72.2	20.40
20.0	18.5	93.7	26.29	88.2	24.70	83.4	22.95	80.2	21.85	77.6	21.04	72.2	19.43	
24.0	20.5	93.7	25.01	88.2	23.69	83.4	22.12	80.2	20.96	77.6	20.20	72.2	18.63	
110%	-19.8	-20.0	48.2	23.80	48.0	24.98	48.0	25.81	47.9	26.45	47.9	27.10	47.8	28.52
	-18.8	-19.0	48.6	24.01	48.5	25.08	48.3	25.81	48.4	26.50	48.3	27.28	48.2	28.46
	-16.7	-17.0	49.4	24.25	49.2	25.38	49.2	25.98	49.1	26.70	49.1	27.33	49.0	28.61
	-13.7	-15.0	50.3	24.49	50.2	25.62	50.1	26.19	50.0	26.77	50.0	27.36	49.9	28.57
	-11.8	-13.0	51.2	24.78	51.1	25.65	51.0	26.22	51.0	26.75	50.9	27.41	50.9	28.47
	-9.8	-11.0	53.1	25.31	52.9	26.21	52.9	26.65	52.7	27.21	52.7	27.74	52.7	28.74
	-9.5	-10.0	54.4	25.71	54.2	26.58	54.0	27.02	54.0	27.55	54.0	28.08	53.8	29.05
	-8.5	-9.1	55.5	26.05	55.3	26.92	55.3	27.32	55.3	27.85	55.1	28.38	55.1	29.32
	-7.0	-7.6	57.5	26.66	57.5	27.46	57.3	27.83	57.3	28.35	57.9	28.86	57.1	29.79
	-5.0	-5.6	60.6	27.40	60.3	28.20	60.1	28.50	60.1	28.99	63.0	29.50	59.9	30.40
	-3.0	-3.7	63.4	28.10	63.4	28.83	63.2	29.14	63.2	29.60	68.2	30.09	63.0	30.94
	0.0	-0.7	68.4	29.15	68.4	29.84	68.2	30.09	68.2	30.52	71.1	30.99	66.3	30.48
	3.0	2.2	74.8	30.48	74.2	30.96	74.0	31.07	73.8	31.47	71.1	30.16	66.3	27.75
	5.0	4.1	78.5	31.03	78.2	31.55	76.4	30.69	73.5	29.47	71.1	28.37	66.3	26.11
	7.0	6.0	82.2	31.50	81.6	31.72	76.4	28.88	73.6	27.75	71.1	26.68	66.3	24.58
	9.0	7.9	86.3	31.97	81.6	29.82	76.5	27.23	73.7	26.15	71.1	25.12	66.3	23.17
	11.0	9.8	86.3	30.07	81.6	28.05	76.5	25.64	73.7	24.66	71.1	23.69	66.3	21.87
	13.0	11.8	86.3	28.21	81.6	26.32	76.5	24.11	73.7	23.20	71.1	22.29	66.3	20.60
	15.0	13.7	86.3	26.58	81.6	24.82	76.5	22.79	73.7	21.90	71.1	21.09	66.3	19.49
	18.0	16.8	86.3	25.15	81.6	23.53	76.5	20.79	73.7	20.77	71.1	20.09	66.3	18.56
20.0	18.5	86.3	23.87	81.6	22.38	76.5	19.73	73.7	19.77	71.1	19.26	66.3	17.75	
24.0	20.5	86.3	22.78	81.6	21.36	76.5	18.80	73.7	18.94	71.1	18.56	66.3	17.08	

GMV6 HR DC Inverter VRF Units Technical Sales Guide

TC—Total capacity of outdoor unit; PI—Power input of outdoor unit														
Connection ratio	Outdoor air temp		Indoor air temperature °C DB											
			16		18		20		21		22		24	
	°C DB	°C WB	TC	PI	TC	PI	TC	PI	TC	PI	TC	PI	TC	PI
			kW	kW	kW	kW	kW	kW	kW	kW	kW	kW	kW	kW
100%	-19.8	-20.0	47.9	25.65	47.7	26.72	47.6	27.22	47.5	27.97	47.5	28.56	47.3	29.82
	-18.8	-19.0	48.2	25.78	48.1	26.77	47.9	27.30	48.0	27.96	47.8	28.64	47.7	29.77
	-16.7	-17.0	49.1	25.96	48.9	26.96	48.8	27.36	48.7	27.93	48.5	28.52	48.4	29.59
	-13.7	-15.0	50.0	26.09	49.8	27.03	49.7	27.39	49.6	28.06	49.4	28.48	49.2	29.56
	-11.8	-13.0	50.9	26.27	50.7	27.00	50.6	27.43	50.6	27.94	50.3	27.35	50.2	29.36
	-9.8	-11.0	52.9	26.76	52.7	27.59	52.7	27.89	52.7	28.42	52.5	28.93	52.5	29.84
	-9.5	-10.0	54.2	27.13	54.0	27.93	54.0	28.22	53.8	28.72	53.8	29.23	53.5	30.14
	-8.5	-9.1	55.3	27.43	55.3	28.23	55.1	28.49	55.1	28.99	54.9	29.50	54.9	30.38
	-7.0	-7.6	57.3	27.97	57.3	28.74	57.1	28.97	57.1	29.47	57.1	29.94	56.8	30.82
	-5.0	-5.6	60.3	28.68	60.1	29.37	60.1	29.61	59.9	30.08	59.9	30.52	59.9	31.36
	-3.0	-3.7	63.2	29.32	63.2	29.98	63.0	30.19	63.0	30.62	63.0	31.06	60.3	29.86
	0.0	-0.7	68.2	30.29	68.2	30.89	68.0	31.04	66.9	30.64	64.7	29.48	60.3	27.17
	3.0	2.2	74.1	31.30	73.9	31.88	69.1	28.92	66.9	27.88	64.7	26.86	60.3	24.73
	5.0	4.1	78.2	32.02	74.3	30.11	69.0	27.18	66.9	26.26	64.7	25.30	60.3	23.33
	7.0	6.0	79.6	30.76	74.3	28.30	69.0	23.42	66.9	24.74	64.7	23.84	60.3	22.00
	9.0	7.9	79.6	28.90	74.3	26.63	69.0	23.94	66.9	23.32	64.7	22.48	60.3	20.76
	11.0	9.8	79.6	27.21	74.3	25.10	69.0	22.62	66.9	22.00	64.7	21.22	60.3	19.62
	13.0	11.8	79.6	25.55	74.3	23.60	69.0	21.32	66.9	20.74	64.7	20.02	60.3	18.52
	15.0	13.7	79.6	24.11	74.3	22.27	69.0	20.14	66.9	19.61	64.7	18.92	60.3	17.55
	18.0	16.8	79.6	22.73	74.3	21.25	69.0	19.49	66.9	18.62	64.7	17.92	60.3	16.71
20.0	18.5	79.6	21.45	74.3	20.40	69.0	18.71	66.9	17.79	64.7	17.08	60.3	16.04	
24.0	20.5	79.6	20.28	74.3	19.71	69.0	17.99	66.9	17.12	64.7	16.42	60.3	15.54	
90%	-19.8	-20.0	47.7	27.60	47.6	28.59	47.5	28.93	47.5	29.67	47.6	30.33	47.3	31.25
	-18.8	-19.0	48.1	27.68	48.0	28.62	48.0	29.06	48.0	29.65	47.9	30.21	47.8	31.34
	-16.7	-17.0	48.9	27.78	48.8	28.71	48.7	28.97	48.7	29.54	48.8	30.26	48.5	31.11
	-13.7	-15.0	49.8	27.80	49.7	28.66	49.6	28.88	49.6	29.27	49.7	30.11	49.5	30.98
	-11.8	-13.0	50.8	27.84	50.7	28.58	50.6	28.83	50.6	29.35	50.6	29.87	50.4	30.81
	-9.8	-11.0	52.7	28.21	52.7	28.94	52.5	29.12	52.5	29.63	52.5	30.11	52.2	30.97
	-9.5	-10.0	54.0	28.55	53.8	29.28	53.8	29.42	53.5	29.90	53.5	30.38	53.5	31.21
	-8.5	-9.1	55.1	28.85	55.1	29.54	54.9	29.69	54.9	30.14	54.9	30.62	54.2	31.04
	-7.0	-7.6	57.1	29.32	57.1	29.98	56.8	30.13	56.8	30.58	56.8	31.03	54.2	29.65
	-5.0	-5.6	60.1	29.96	59.9	30.59	59.9	30.68	59.9	31.12	58.1	30.28	54.2	27.88
	-3.0	-3.7	63.0	30.53	63.0	27.76	62.3	30.73	60.1	29.62	58.1	28.53	54.2	26.29
	0.0	-0.7	68.2	31.40	66.3	27.25	62.3	27.93	60.1	26.92	58.1	25.95	54.2	23.92
	3.0	2.2	71.8	30.59	67.0	28.19	62.3	25.47	60.1	24.59	58.1	23.69	54.2	21.89
	5.0	4.1	71.8	28.77	67.0	26.51	62.3	24.02	60.1	23.17	58.1	22.36	54.2	20.65
	7.0	6.0	71.8	27.04	67.0	24.98	62.3	22.64	60.1	21.88	58.1	21.10	54.2	19.52
	9.0	7.9	71.8	25.49	67.0	23.51	62.3	21.36	60.1	20.66	58.1	19.94	54.2	18.45
	11.0	9.8	71.8	24.01	67.0	22.18	62.3	20.21	60.1	19.53	58.1	18.84	54.2	17.48
	13.0	11.8	71.8	22.59	67.0	20.92	62.3	19.06	60.1	18.44	58.1	17.81	54.2	16.51
	15.0	13.7	71.8	21.35	67.0	19.76	62.3	18.06	60.1	17.41	58.1	16.88	54.2	15.67
	18.0	16.8	71.8	20.18	67.0	18.67	62.3	17.14	60.1	16.45	58.1	16.01	54.2	14.90
20.0	18.5	71.8	19.08	67.0	17.65	62.3	16.28	60.1	15.51	58.1	15.21	54.2	14.23	
24.0	20.5	71.8	18.01	67.0	16.66	62.3	15.45	60.1	14.65	58.1	14.44	54.2	13.59	

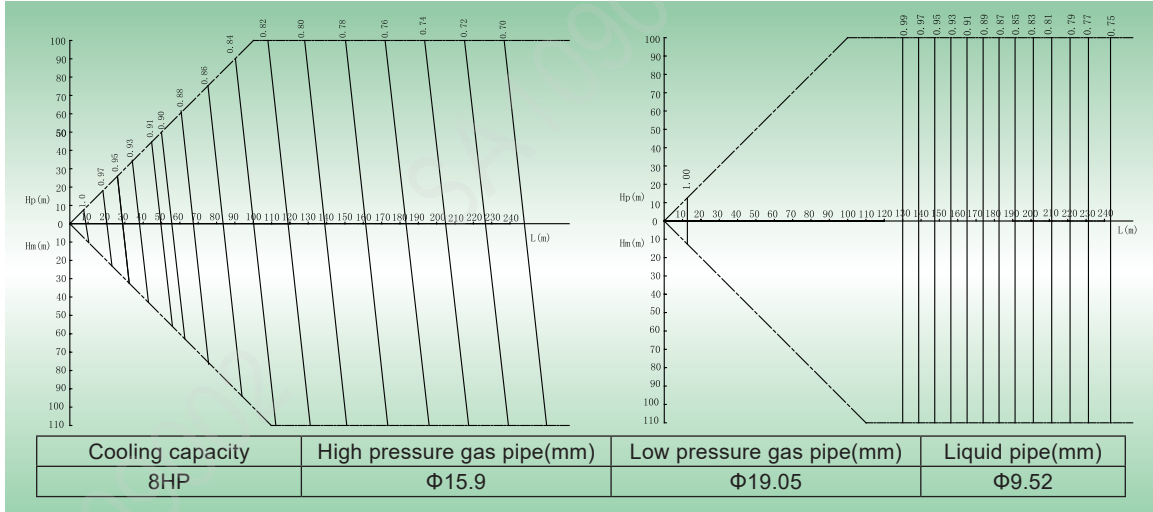
TC—Total capacity of outdoor unit; PI—Power input of outdoor unit														
Connection ratio	Outdoor air temp		Indoor air temperature °C DB											
			16		18		20		21		22		24	
	°C DB	°C WB	TC	PI	TC	PI	TC	PI	TC	PI	TC	PI	TC	PI
		kW	kW	kW	kW	kW	kW	kW	kW	kW	kW	kW	kW	kW
80%	-19.8	-20.0	47.6	29.56	47.4	30.44	47.4	30.60	47.5	31.23	47.4	31.93	47.1	32.72
	-18.8	-19.0	47.9	29.59	47.9	30.42	47.8	30.69	47.8	31.25	47.8	31.75	47.2	32.51
	-16.7	-17.0	48.7	29.51	48.6	30.40	48.6	30.51	48.6	31.03	48.6	31.59	47.2	31.72
	-13.7	-15.0	49.7	29.48	49.5	30.24	49.5	30.33	49.6	30.86	49.5	31.49	47.6	31.15
	-11.8	-13.0	50.6	29.41	50.5	30.02	50.4	30.18	50.5	30.70	50.4	31.17	48.3	30.09
	-9.8	-11.0	52.5	29.66	52.5	30.32	52.2	30.38	52.2	30.80	51.8	30.87	48.3	28.43
	-9.5	-10.0	53.8	29.96	53.5	30.59	53.5	30.62	53.5	31.07	51.8	29.98	48.3	27.60
	-8.5	-9.1	54.9	30.23	54.9	30.86	54.6	30.86	53.5	30.32	51.8	29.19	48.3	26.87
	-7.0	-7.6	56.8	30.67	56.8	31.26	55.3	30.02	53.5	28.95	51.8	27.90	48.3	25.80
	-5.0	-5.6	59.9	27.83	58.8	31.03	55.4	28.30	53.5	27.25	51.8	26.25	48.3	24.21
	-3.0	-3.7	62.3	28.00	58.8	29.21	55.4	26.67	53.5	25.80	51.8	24.76	48.3	22.88
	0.0	-0.7	62.3	28.47	58.8	26.51	55.4	24.31	53.5	23.44	51.8	22.58	48.3	20.88
	3.0	2.2	63.8	26.58	59.6	24.50	55.4	22.24	53.5	21.43	51.8	20.69	48.3	19.14
	5.0	4.1	63.8	25.02	59.6	23.10	55.4	20.99	53.5	20.24	51.8	19.56	48.3	18.11
	7.0	6.0	63.8	23.57	59.6	21.84	55.4	19.84	53.5	19.15	51.8	18.50	48.3	17.14
	9.0	7.9	63.8	22.26	59.6	20.58	55.4	18.85	53.5	18.09	51.8	17.50	48.3	16.23
	11.0	9.8	63.8	21.02	59.6	19.45	55.4	17.76	53.5	17.13	51.8	16.57	48.3	15.40
	13.0	11.8	63.8	19.81	59.6	18.36	55.4	16.80	53.5	16.20	51.8	15.67	48.3	14.56
	15.0	13.7	63.8	18.74	59.6	17.40	55.4	15.94	53.5	15.37	51.8	14.87	48.3	13.86
	18.0	16.8	63.8	17.87	59.6	16.55	55.4	15.18	53.5	14.61	51.8	14.10	48.3	13.22
20.0	18.5	63.8	17.18	59.6	15.86	55.4	14.51	53.5	13.94	51.8	13.43	48.3	12.62	
24.0	20.5	63.8	16.66	59.6	15.35	55.4	13.92	53.5	13.34	51.8	12.83	48.3	12.08	
70%	-19.8	-20.0	47.3	31.46	47.3	32.30	47.2	32.27	46.8	32.50	45.0	31.80	42.2	30.36
	-18.8	-19.0	47.8	31.54	47.7	32.22	47.7	32.31	46.9	32.26	45.1	31.57	42.2	29.73
	-16.7	-17.0	48.5	31.31	48.5	31.97	48.4	32.03	46.9	31.51	45.1	30.72	42.2	28.37
	-13.7	-15.0	49.6	31.20	49.4	31.86	48.8	31.45	47.0	29.72	45.2	29.27	42.2	26.98
	-11.8	-13.0	50.3	30.93	50.3	31.49	48.8	30.02	47.0	28.95	45.2	27.76	42.2	25.58
	-9.8	-11.0	52.2	31.11	51.6	31.06	48.9	28.43	47.1	27.41	45.3	26.29	42.2	24.22
	-9.5	-10.0	53.5	31.38	51.9	30.35	48.9	27.63	47.1	26.64	45.3	25.57	42.2	23.56
	-8.5	-9.1	54.6	31.55	52.4	29.82	48.9	26.91	47.1	25.94	45.3	24.91	42.2	22.96
	-7.0	-7.6	54.6	30.13	52.5	28.54	48.8	25.71	47.0	24.81	45.2	23.81	42.2	22.00
	-5.0	-5.6	55.9	28.94	52.2	26.70	48.5	24.09	46.7	23.22	45.2	22.42	42.2	20.76
	-3.0	-3.7	55.9	27.25	52.2	25.17	48.5	22.76	46.7	21.94	45.2	21.20	42.2	19.63
	0.0	-0.7	55.9	24.81	52.2	23.05	48.5	20.79	46.7	20.07	45.2	19.41	42.2	18.00
	3.0	2.2	55.9	22.67	52.2	21.01	48.5	19.09	46.7	18.42	45.2	17.82	42.2	16.53
	5.0	4.1	55.9	21.39	52.2	19.81	48.5	18.07	46.7	17.43	45.2	16.89	42.2	15.66
	7.0	6.0	55.9	20.22	52.2	18.75	48.5	17.08	46.7	16.50	45.2	15.99	42.2	14.86
	9.0	7.9	55.9	19.12	52.2	17.73	48.5	16.19	46.7	15.64	45.2	15.16	42.2	14.09
	11.0	9.8	55.9	18.08	52.2	16.77	48.5	15.37	46.7	14.85	45.2	14.39	42.2	13.38
	13.0	11.8	55.9	17.08	52.2	15.89	48.5	14.54	46.7	14.09	45.2	13.62	42.2	12.71
	15.0	13.7	55.9	16.18	52.2	15.07	48.5	13.81	46.7	13.39	45.2	12.96	42.2	12.11
	18.0	16.8	55.9	15.36	52.2	14.31	48.5	13.15	46.7	12.76	45.2	12.36	42.2	11.58
20.0	18.5	55.9	14.63	52.2	13.63	48.5	12.55	46.7	12.19	45.2	11.82	42.2	11.11	
24.0	20.5	55.9	13.98	52.2	13.02	48.5	12.06	46.7	11.69	45.2	11.39	42.2	10.70	

GMV6 HR DC Inverter VRF Units Technical Sales Guide

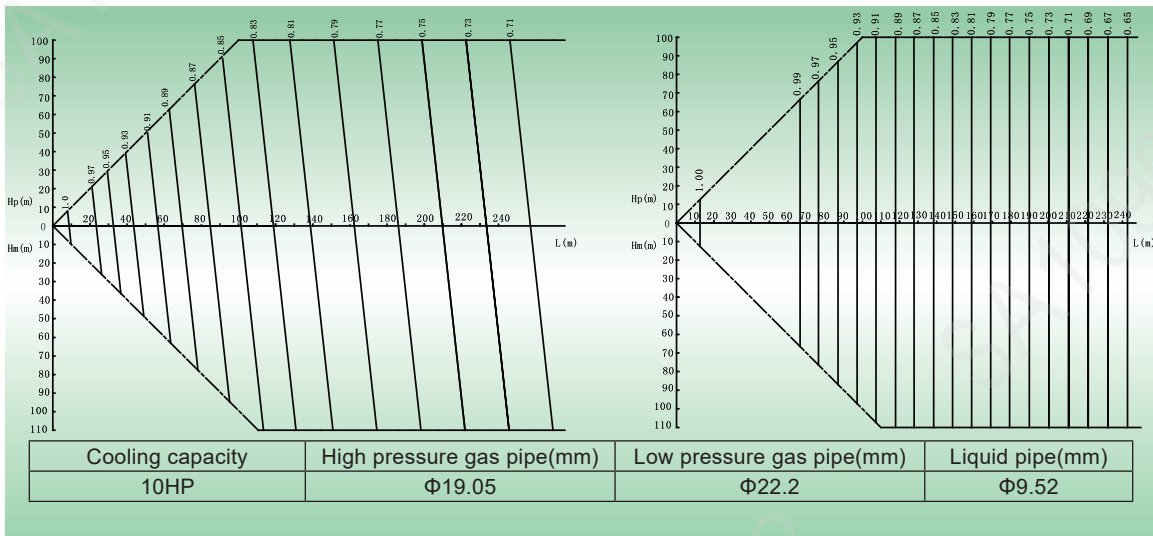
TC—Total capacity of outdoor unit; PI—Power input of outdoor unit														
Connection ratio	Outdoor air temp		Indoor air temperature °C DB											
			16		18		20		21		22		24	
			TC	PI	TC	PI	TC	PI	TC	PI	TC	PI	TC	PI
	°C DB	°C WB	kW	kW	kW	kW	kW	kW	kW	kW	kW	kW	kW	kW
60%	-19.8	-20.0	47.2	33.43	44.9	32.56	41.7	29.46	40.2	28.31	38.9	27.32	36.2	25.19
	-18.8	-19.0	47.6	33.46	45.0	32.15	41.8	28.88	40.2	27.75	38.9	26.73	36.2	24.66
	-16.7	-17.0	48.2	32.97	45.0	30.86	41.8	27.61	40.3	26.54	38.9	25.55	36.2	23.60
	-13.7	-15.0	48.3	31.92	45.1	29.37	41.9	26.33	40.4	25.32	38.9	24.33	36.2	22.47
	-11.8	-13.0	48.3	30.21	45.1	27.82	41.9	24.99	40.4	24.04	38.9	23.11	36.2	21.38
	-9.8	-11.0	48.3	28.58	45.2	26.34	42.0	23.72	40.4	22.80	38.9	21.90	36.2	20.28
	-9.5	-10.0	48.4	27.79	45.2	25.63	42.0	23.08	40.4	22.22	38.9	21.30	36.2	19.72
	-8.5	-9.1	48.4	27.06	45.2	24.98	42.0	22.52	40.4	21.66	38.9	20.77	36.2	19.25
	-7.0	-7.6	48.3	25.82	45.1	23.86	41.9	21.52	40.4	20.72	38.9	19.92	36.2	18.48
	-5.0	-5.6	48.0	24.18	44.8	22.35	41.6	20.22	40.1	19.46	38.9	18.82	36.2	17.49
	-3.0	-3.7	48.0	22.83	44.8	21.12	41.6	19.20	40.1	18.44	38.9	17.83	36.2	16.55
	0.0	-0.7	48.0	20.86	44.8	19.33	41.6	17.56	40.1	16.93	38.9	16.37	36.2	15.22
	3.0	2.2	48.0	19.13	44.8	17.76	41.6	16.18	40.1	15.58	38.9	15.11	36.2	14.04
	5.0	4.1	48.0	18.09	44.8	16.80	41.6	15.32	40.1	14.78	38.9	14.31	36.2	13.35
	7.0	6.0	48.0	17.12	44.8	15.91	41.6	14.53	40.1	14.02	38.9	13.61	36.2	12.68
	9.0	7.9	48.0	16.22	44.8	15.09	41.6	13.80	40.1	13.33	38.9	12.92	36.2	12.07
	11.0	9.8	48.0	15.39	44.8	14.33	41.6	13.14	40.1	12.67	38.9	12.28	36.2	11.51
	13.0	11.8	48.0	14.55	44.8	13.58	41.6	12.48	40.1	12.04	38.9	11.68	36.2	10.94
	15.0	13.7	48.0	13.86	44.8	12.89	41.6	11.88	40.1	11.47	38.9	11.15	36.2	10.43
	18.0	16.8	48.0	13.24	44.8	12.28	41.6	11.35	40.1	10.98	38.9	10.68	36.2	10.00
20.0	18.5	48.0	12.68	44.8	11.73	41.6	10.88	40.1	10.54	38.9	10.28	36.2	9.63	
24.0	20.5	48.0	12.20	44.8	11.25	41.6	10.48	40.1	10.18	38.9	9.95	36.2	9.29	
50%	-19.8	-20.0	40.1	28.59	37.5	26.37	34.8	23.61	33.6	22.91	32.2	21.94	30.1	20.39
	-18.8	-19.0	40.1	27.99	37.5	25.85	34.8	23.18	33.6	22.45	32.2	21.50	30.1	19.99
	-16.7	-17.0	40.2	26.74	37.6	24.71	34.9	22.20	33.6	21.52	32.2	20.63	30.1	19.16
	-13.7	-15.0	40.2	25.51	37.6	23.59	34.9	21.20	33.7	20.57	32.3	19.72	30.1	18.30
	-11.8	-13.0	40.2	24.22	37.6	22.45	34.9	20.19	33.7	19.59	32.3	18.77	30.1	17.44
	-9.8	-11.0	40.3	22.97	37.7	21.28	35.0	19.21	33.7	18.62	32.4	17.87	30.1	16.57
	-9.5	-10.0	40.3	22.36	37.7	20.70	35.0	18.73	33.8	18.17	32.4	17.41	30.1	16.14
	-8.5	-9.1	40.3	21.80	37.7	20.22	35.0	18.27	33.8	17.74	32.4	17.02	30.1	15.77
	-7.0	-7.6	40.2	20.85	37.6	19.42	34.9	17.51	33.7	17.01	32.3	16.32	30.1	15.17
	-5.0	-5.6	40.0	19.56	37.4	18.18	34.7	16.49	33.5	16.02	32.3	15.46	30.1	14.37
	-3.0	-3.7	40.0	18.52	37.4	17.22	34.7	15.64	33.5	15.19	32.3	14.66	30.1	13.67
	0.0	-0.7	40.0	17.00	37.4	15.82	34.7	14.43	33.5	14.00	32.3	13.53	30.1	12.64
	3.0	2.2	40.0	15.65	37.4	14.59	34.7	13.31	33.5	12.94	32.3	12.54	30.1	11.70
	5.0	4.1	40.0	14.86	37.4	13.84	34.7	12.65	33.5	12.31	32.3	11.91	30.1	11.13
	7.0	6.0	40.0	14.10	37.4	13.15	34.7	12.06	33.5	11.71	32.3	11.34	30.1	10.63
	9.0	7.9	40.0	13.37	37.4	12.50	34.7	11.47	33.5	11.18	32.3	10.81	30.1	10.13
	11.0	9.8	40.0	12.72	37.4	11.89	34.7	10.94	33.5	10.65	32.3	10.31	30.1	9.66
	13.0	11.8	40.0	12.10	37.4	11.30	34.7	10.41	33.5	10.15	32.3	9.81	30.1	9.22
	15.0	13.7	40.0	11.51	37.4	10.79	34.7	9.94	33.5	9.68	32.3	9.37	30.1	8.79
	18.0	16.8	40.0	10.96	37.4	10.31	34.7	9.55	33.5	9.28	32.3	8.97	30.1	8.39
20.0	18.5	40.0	10.44	37.4	9.87	34.7	9.18	33.5	8.95	32.3	8.61	30.1	8.02	
24.0	20.5	40.0	9.95	37.4	9.45	34.7	8.55	33.5	8.65	32.3	8.27	30.1	7.68	

5.3 Capacity Rectification for Piping Length and Fall

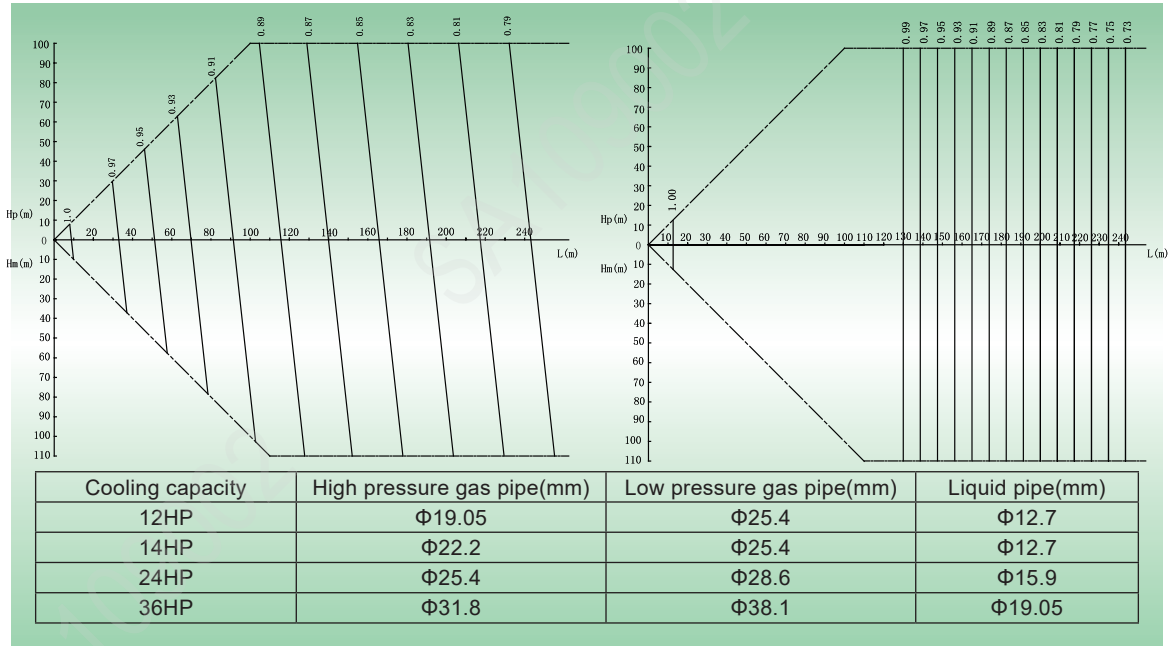
8HP



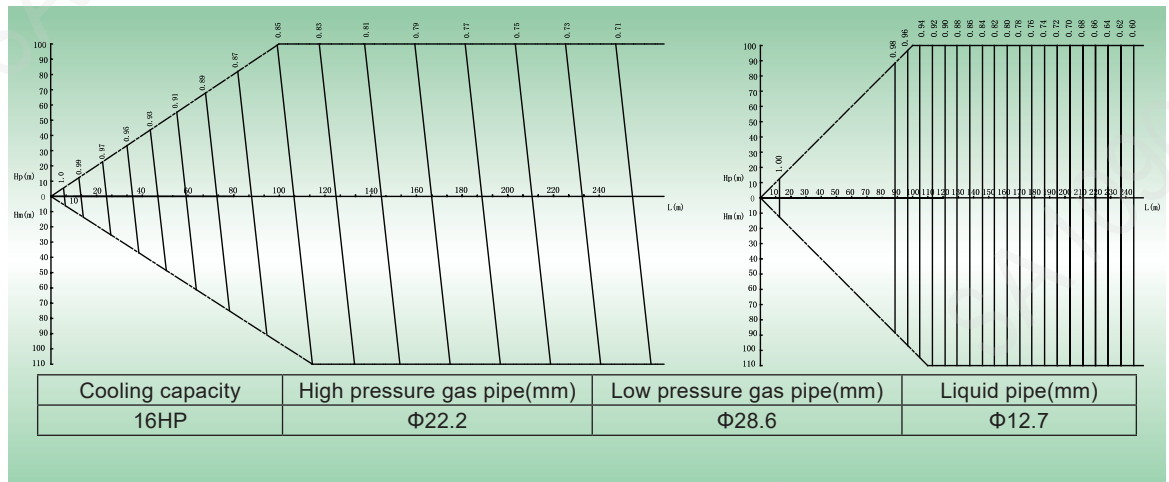
10HP



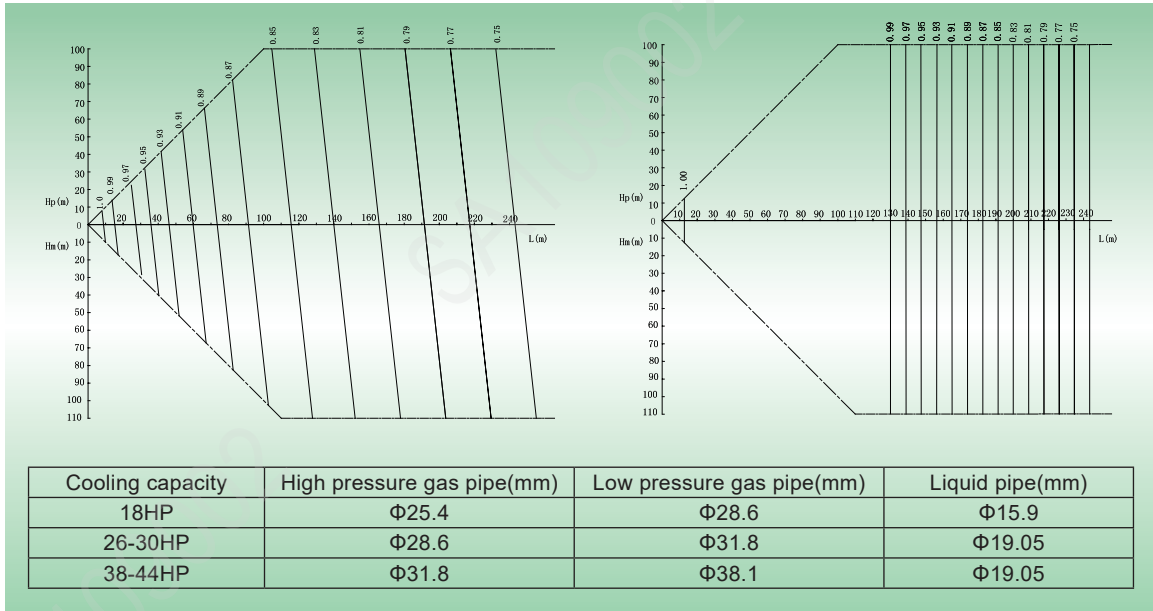
12HP、14HP、24HP、36HP



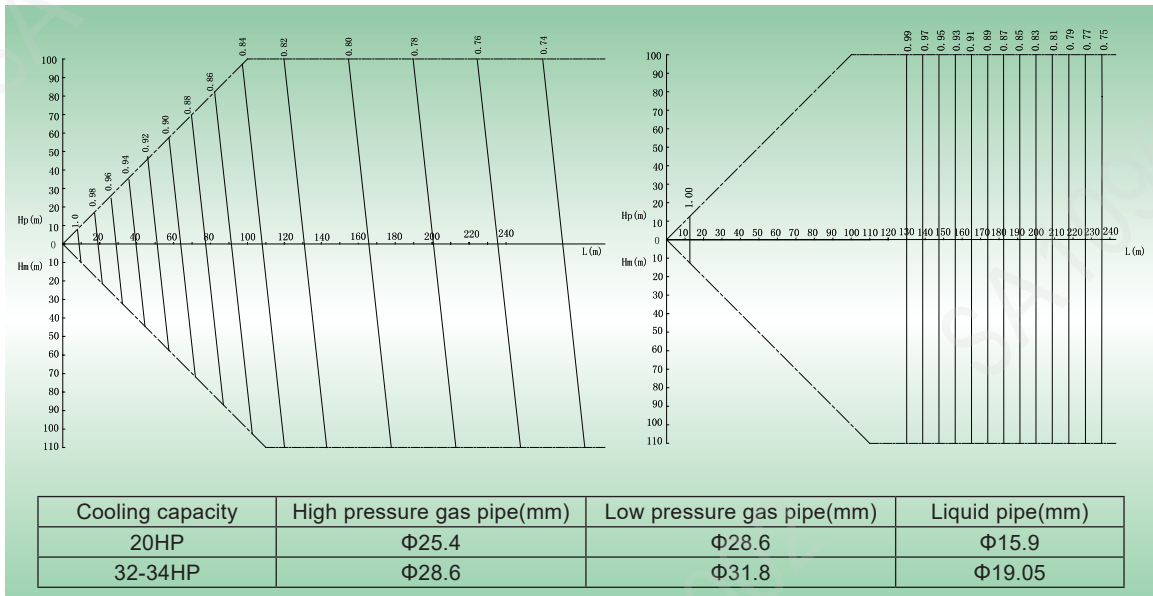
16HP



18HP、26-30HP、38-44HP

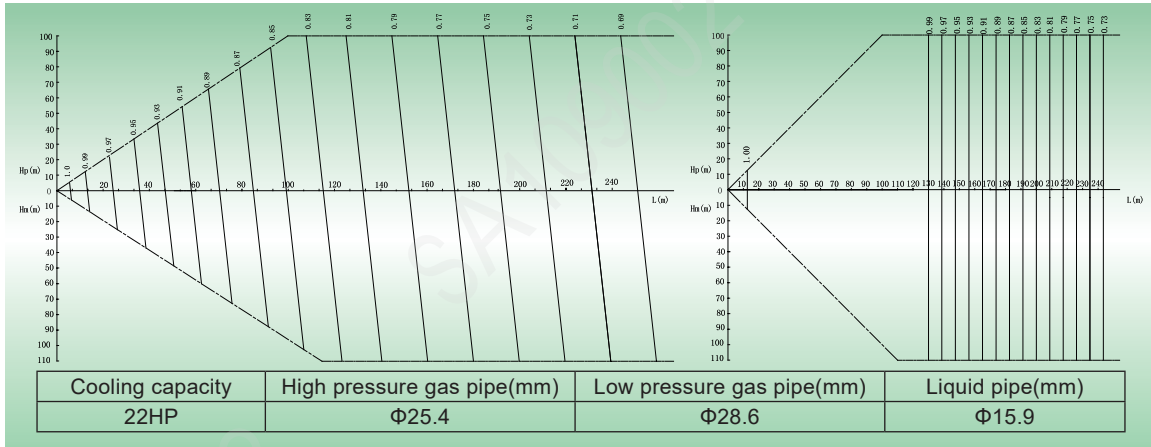


20HP、32-34HP

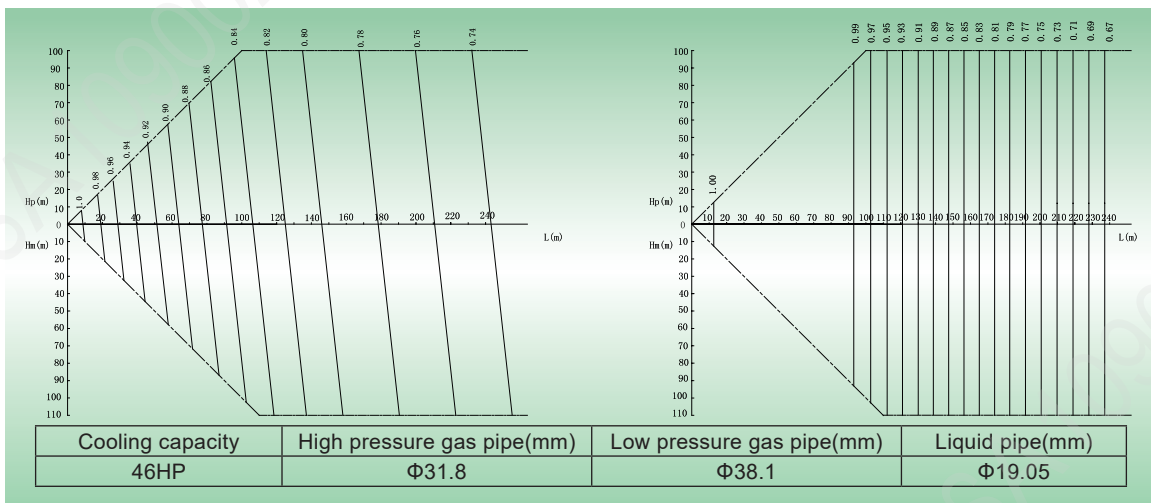


GMV6 HR DC Inverter VRF Units Technical Sales Guide

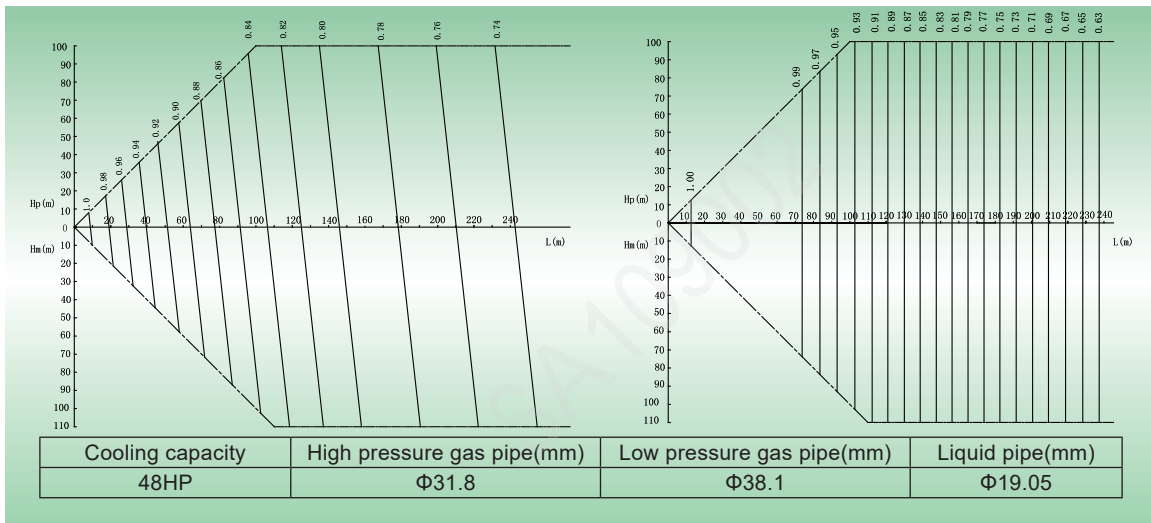
22HP



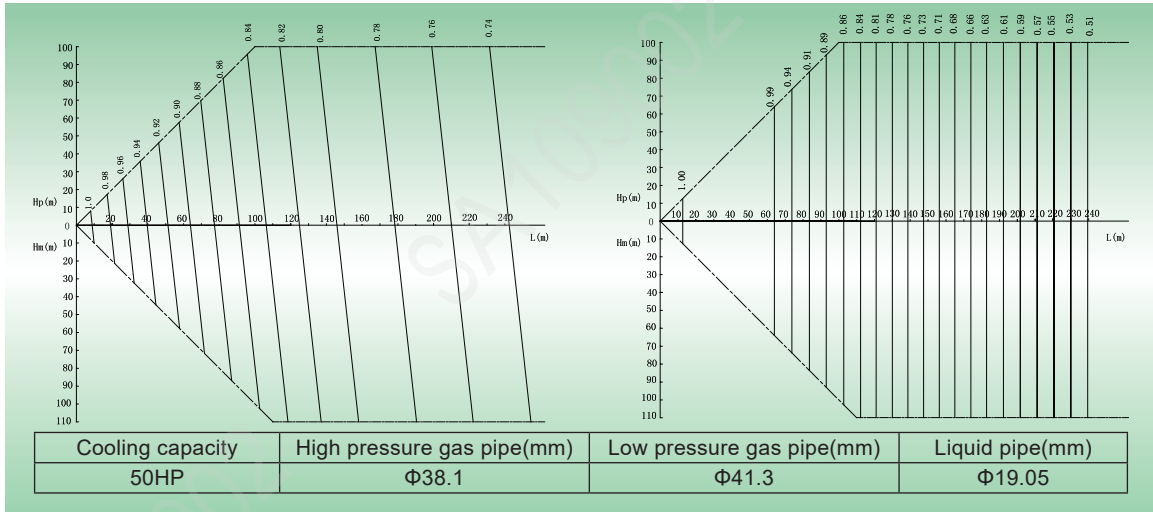
46HP



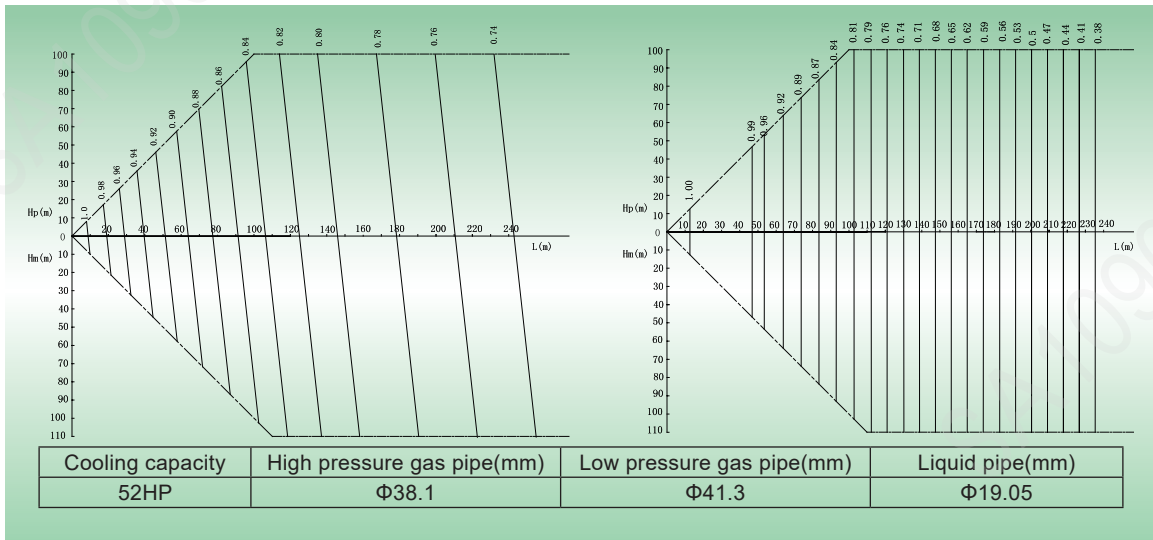
48HP



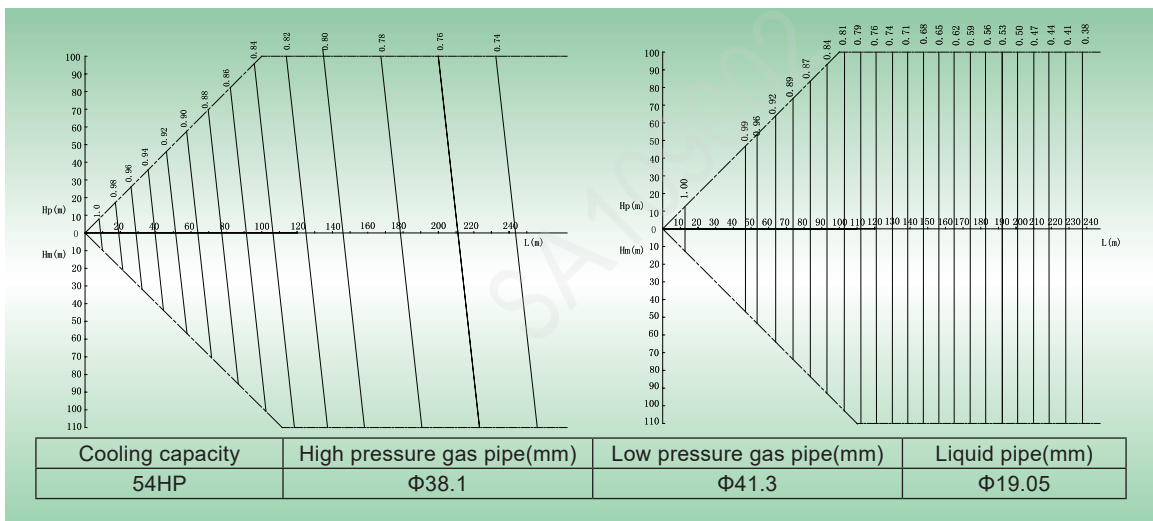
50HP



52HP

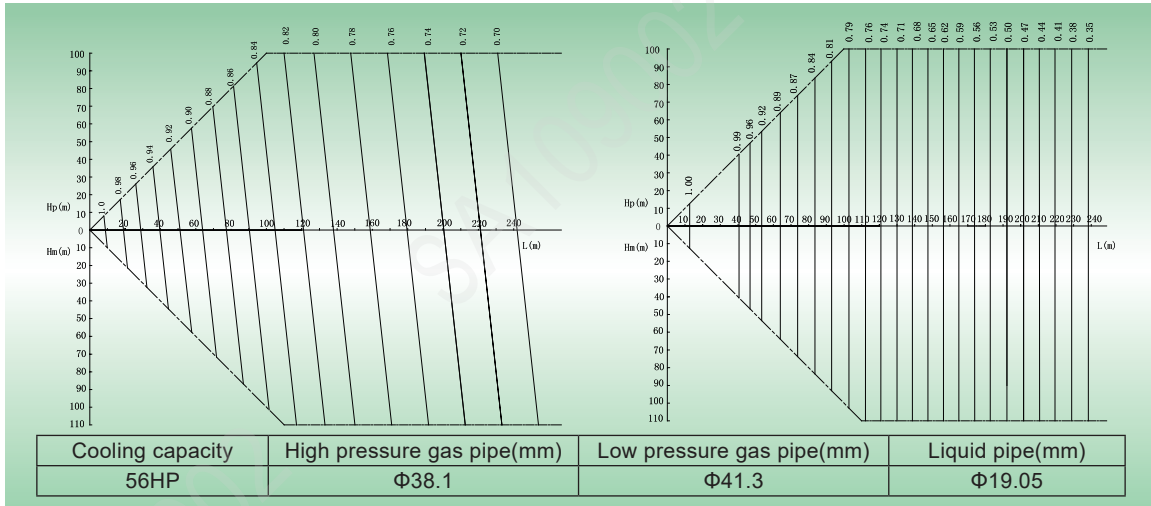


54HP

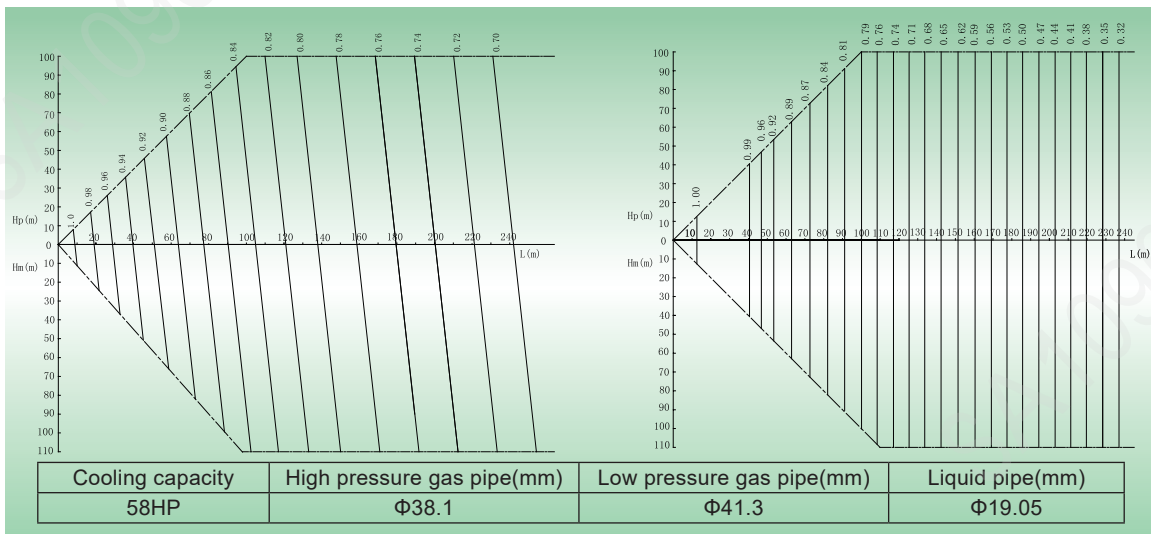


GMV6 HR DC Inverter VRF Units Technical Sales Guide

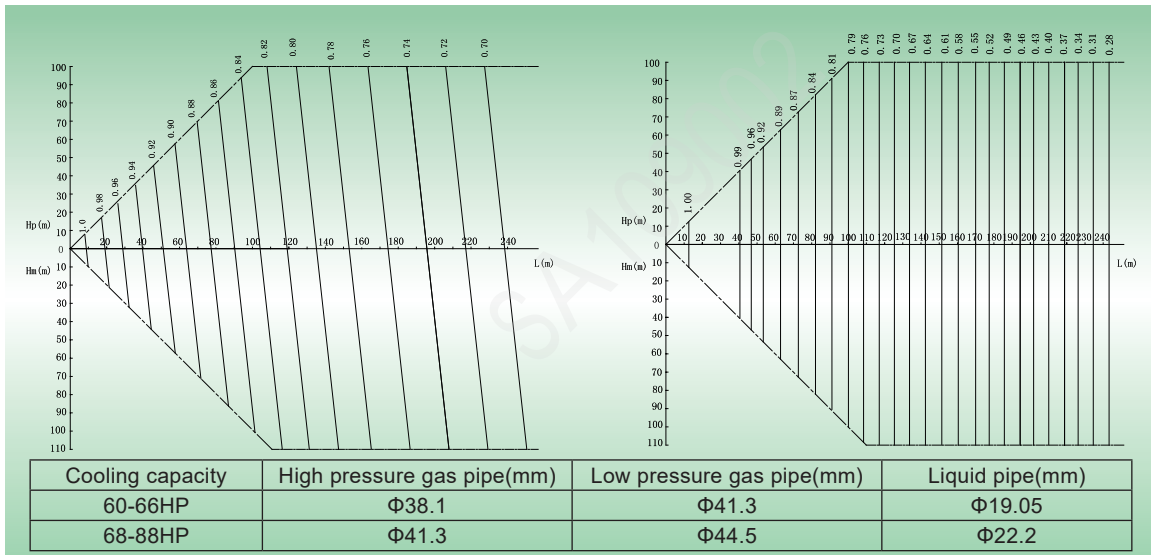
56HP



58HP



60-66HP、68-88HP



(1) Correction specification of long connection pipe:

The above long connection pipe correction is the max.capacity under standard IDU capacity allocation.

(2) Some of load configuration is as follow:

Max.system capacity: IDU capacity and the max.capacity of ODU, take the lesser one (two kinds of algorithms).

1) IDU allocation rate is below 100%

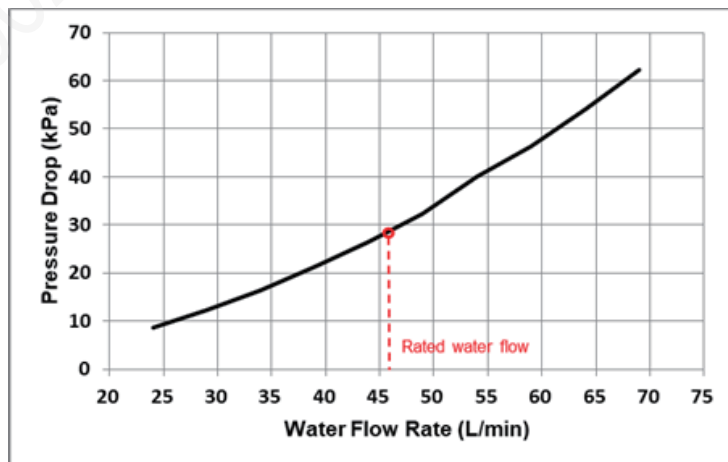
The max. capacity of ODU= the capacity in the ODU capacity correction table when the connection ratio is $100\% \times \text{long connection pipe correction coefficient of the furthest IDU}$

2) IDU allocation rate is 100%

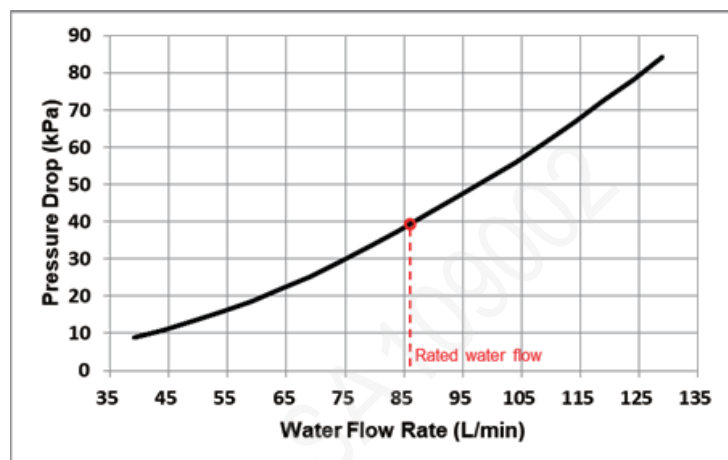
The max. capacity of ODU= the capacity corresponds to the connection ratio in the ODU capacity correction table \times long connection pipe correction coefficient of the furthest IDU.

5.4 Water Pressure Drop of Hydro Box

NRQR16L/A-T



NRQR30L/A-T



5.5 Capacity Correction Factor According to Defrosting

When outdoor environment has satisfied certain condition (temperature and humidity), frosting and defrosting might occur, at this time, heating capacity of the unit will be attenuated, therefore, when calculating heating load model selection, please add defrosting rectification factor.

Defrosting connection factor is as follow:

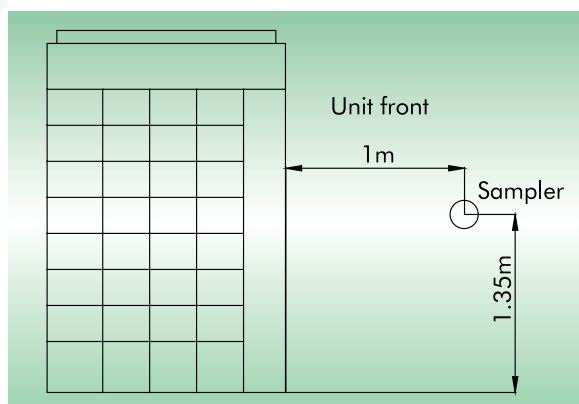
Outdoor heat exchanger air inlet dry bulb temperature (°C /RH85%)	-11	-9	-7	-5	-3	0	3	5	7
Defrosting capacity connection factor	1	0.98	0.96	0.94	0.88	0.8	0.84	0.9	1

6 NOISE CURVES

Test method for noise:

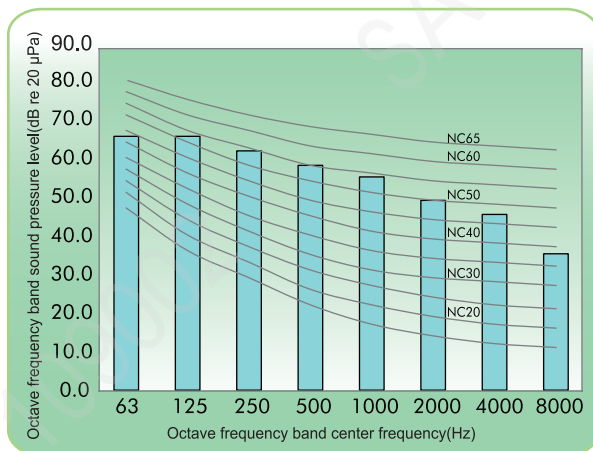
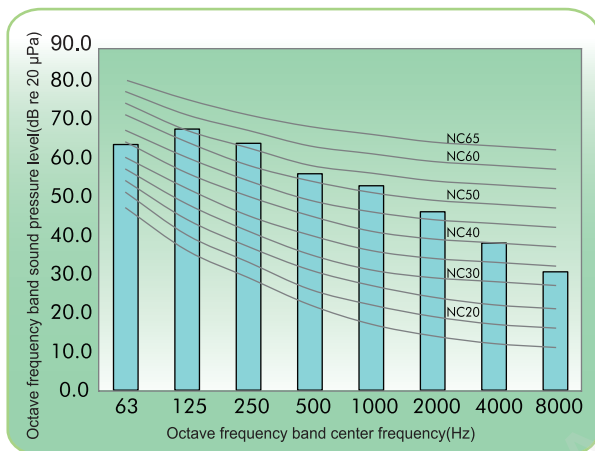
Test environment: Semi-anechoic room, the noise will be a little bit higher in actual operation due to environmental change.

Noise curve test point is as follow:

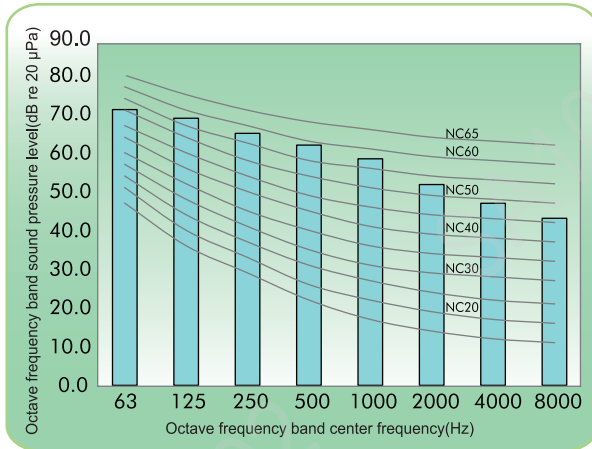


GMV-VQ224WM/C-X

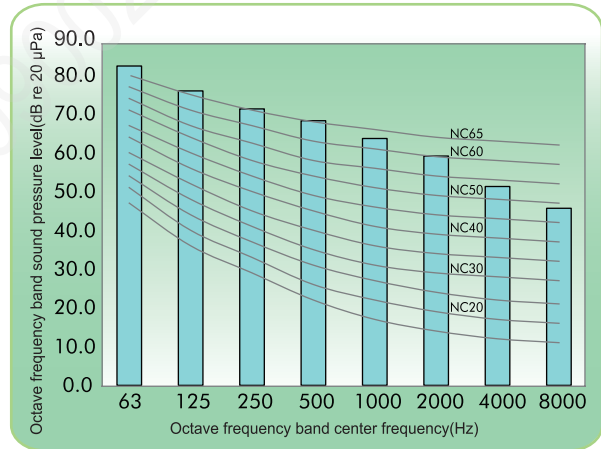
GMV-VQ280WM/C-X



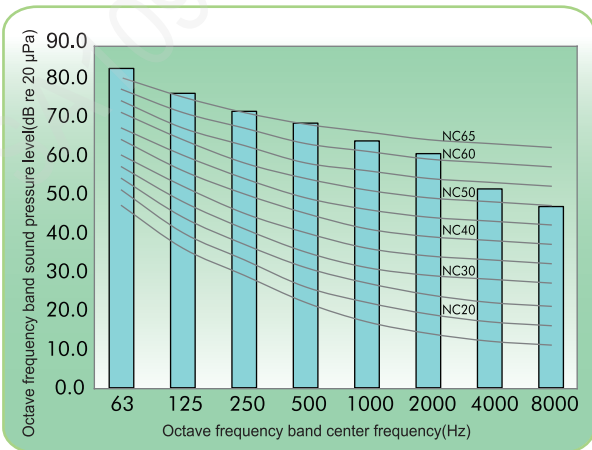
GMV-VQ335WM/C-X



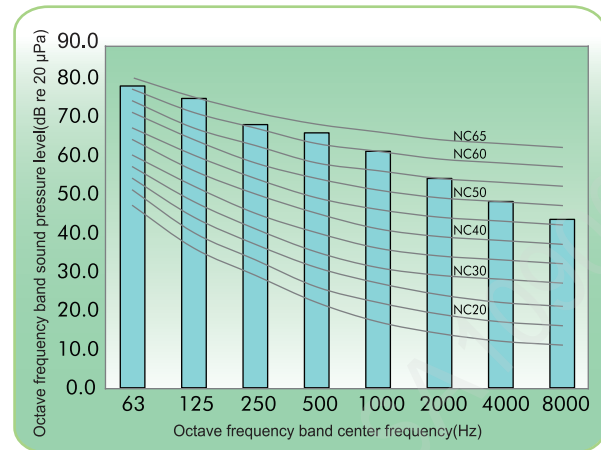
GMV-VQ400WM/C-X



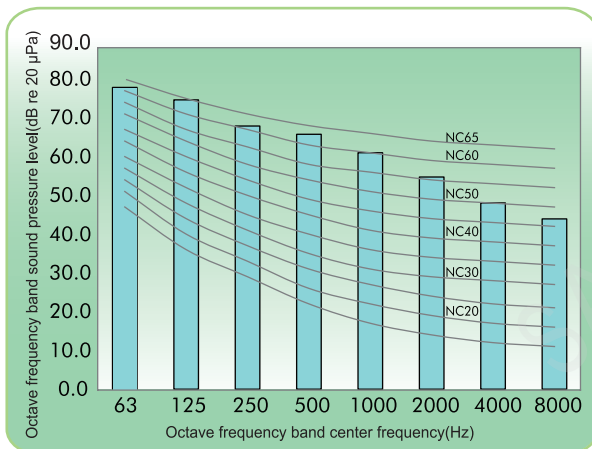
GMV-VQ450WM/C-X



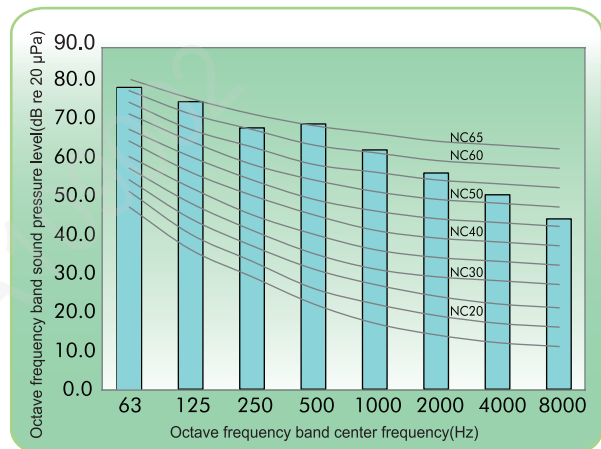
GMV-VQ504WM/C-X



GMV-VQ560WM/C-X



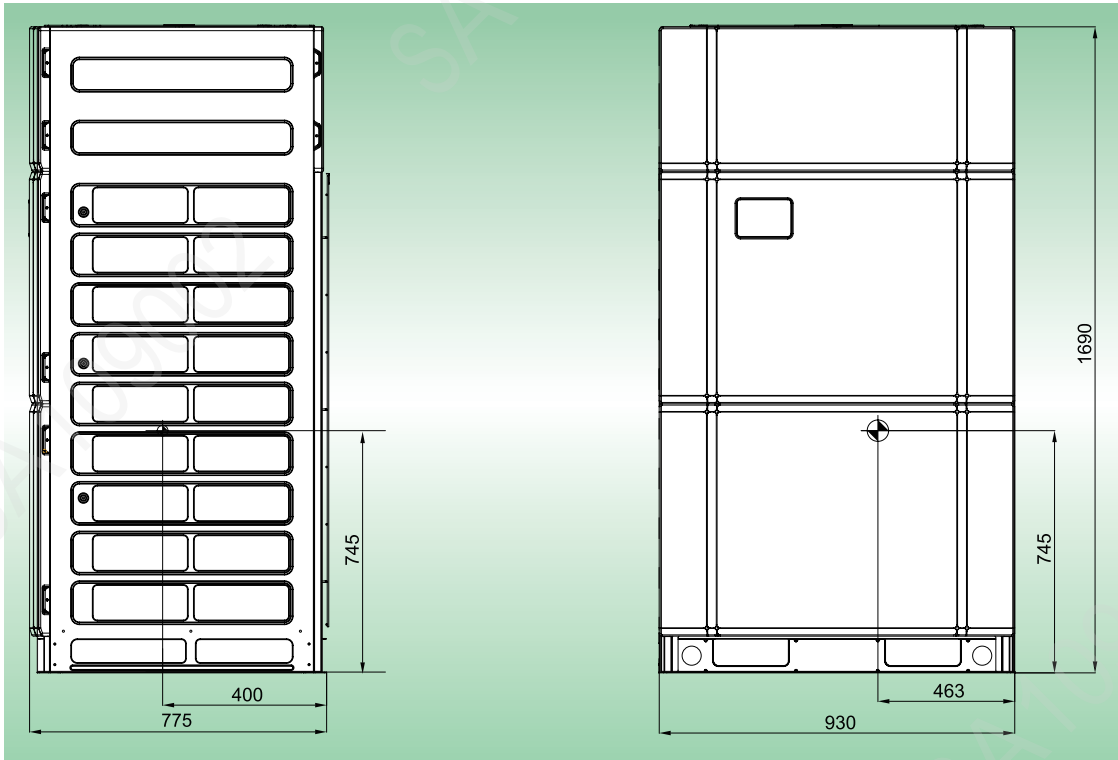
GMV-VQ615WM/C-X



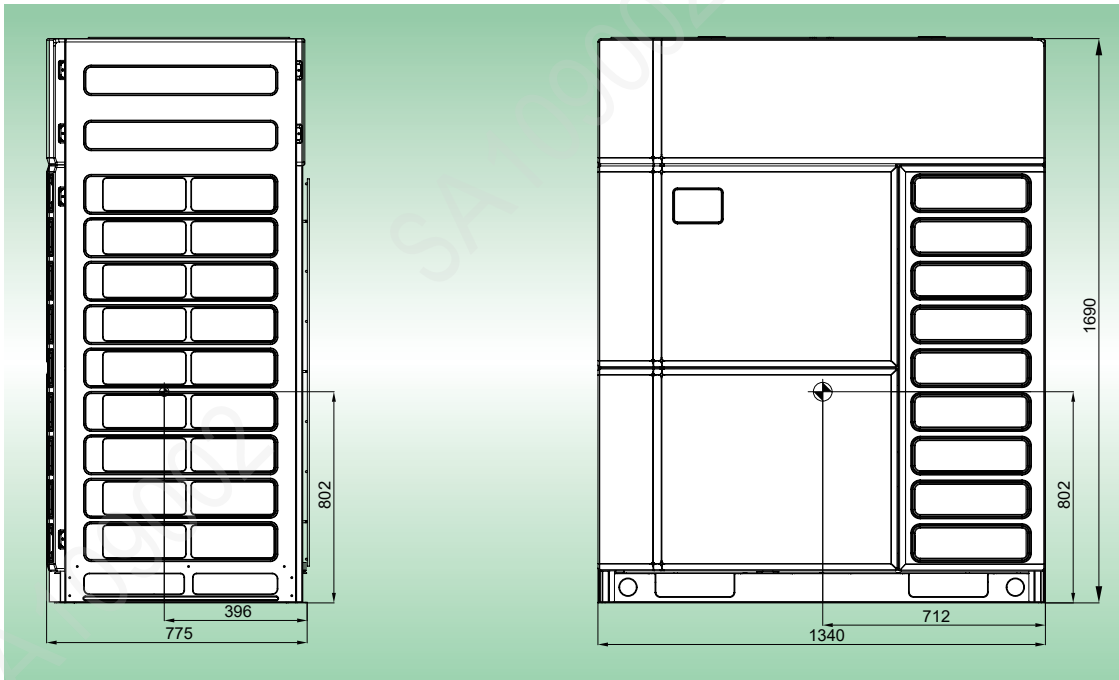
7 UNIT GRAVITY CENTER DIAGRAMS

Unit : mm

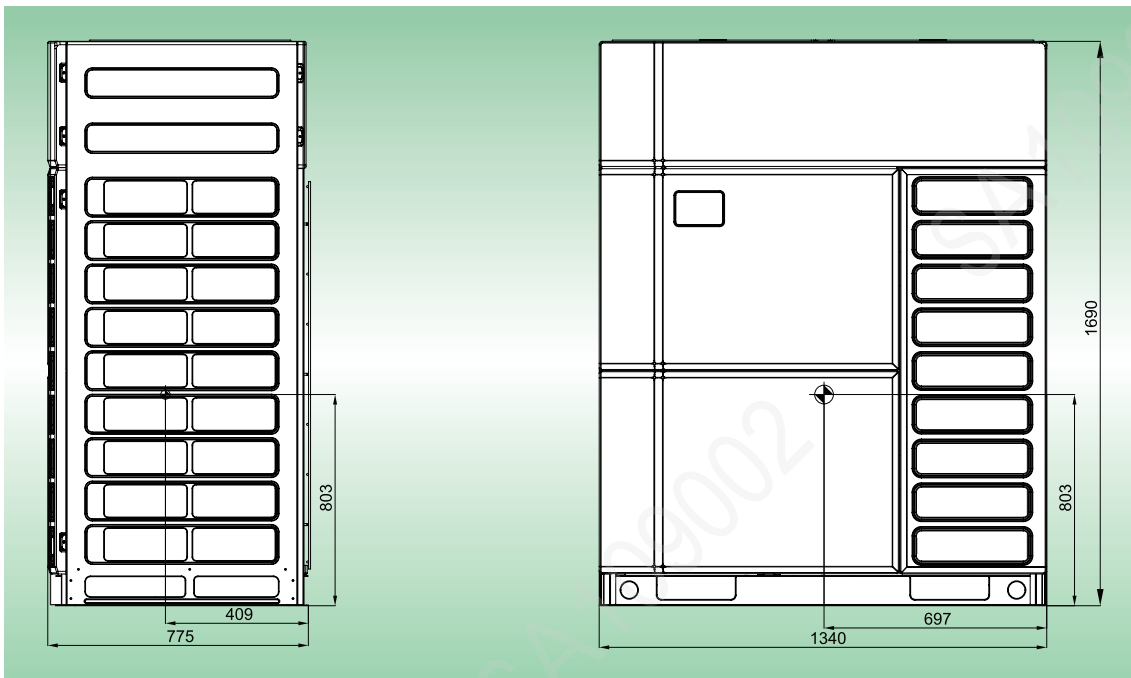
GMV-VQ224WM/C-X, GMV-VQ280WM/C-X, GMV-VQ335WM/C-X



GMV-VQ400WM/C-X, GMV-VQ450WM/C-X



GMV-VQ504WM/C-X, GMV-VQ560WM/C-X, GMV-VQ615WM/C-X

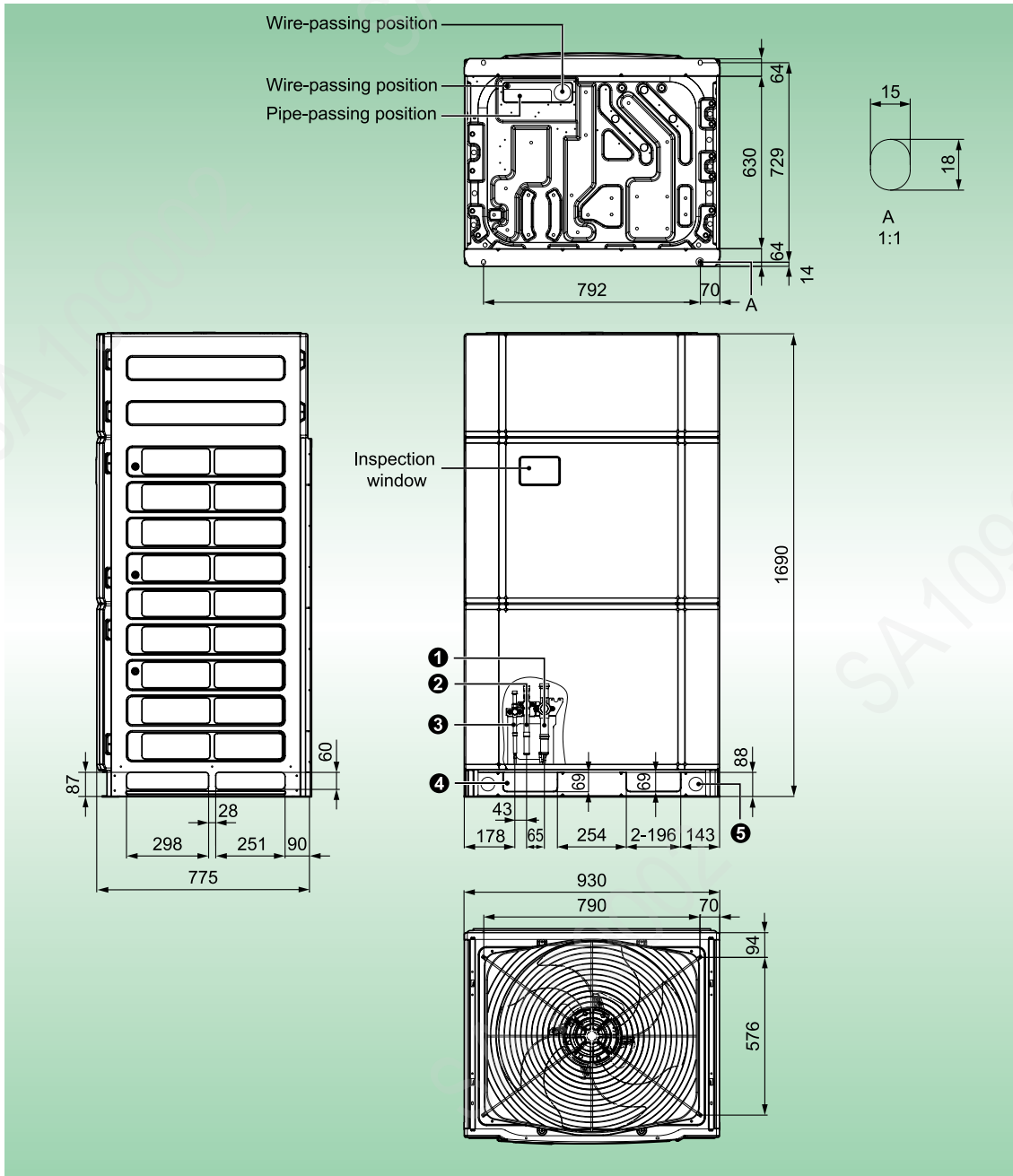


8 UNIT INSTALLATION SPACE REQUIREMENTS

8.1 Outline Dimension and Mounting Hole

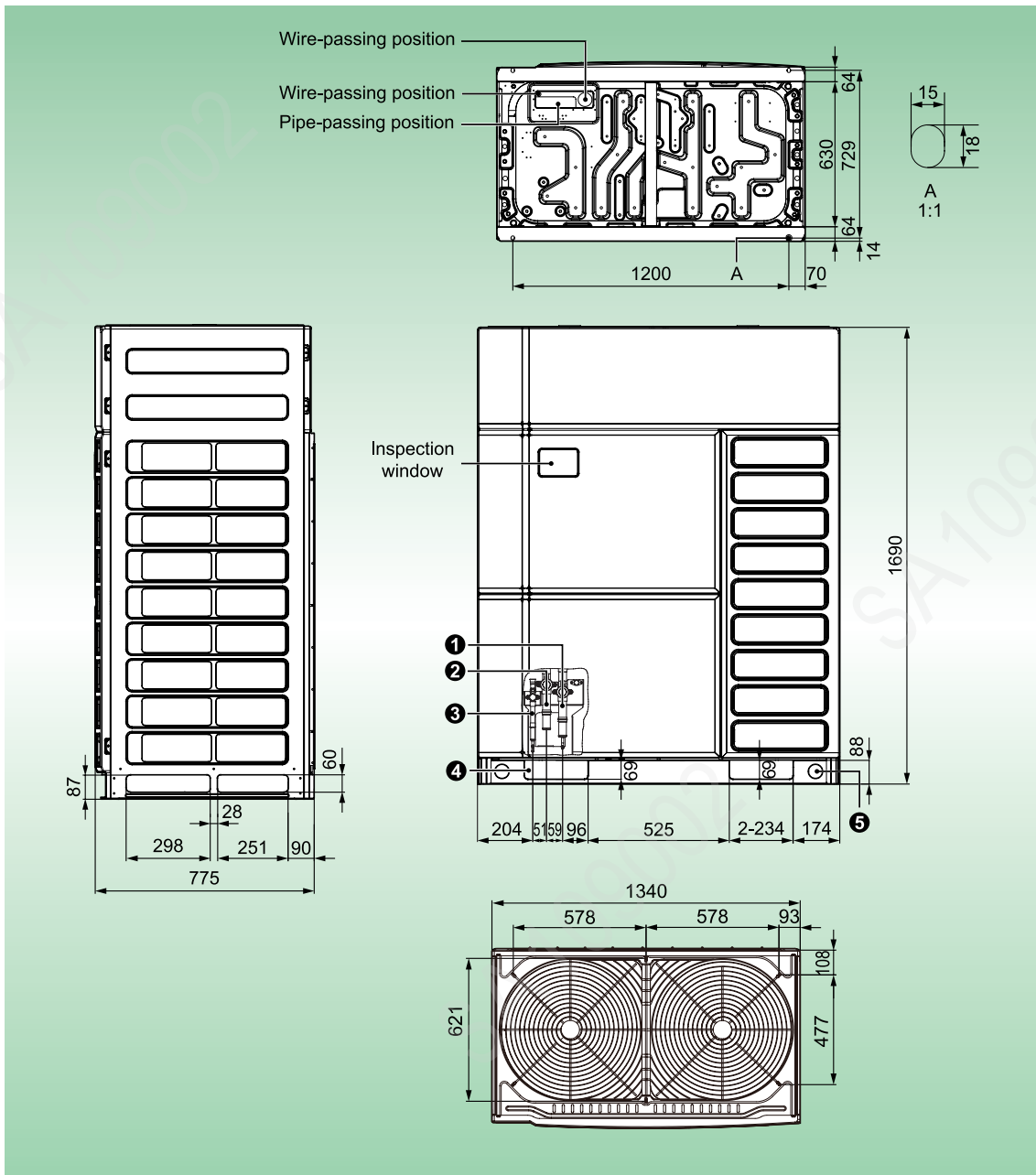
Unit : mm

GMV-VQ224WM/C-X, GMV-VQ280WM/C-X and GMV-VQ335WM/C-X



No.	Name	Pipe diameter(mm)		
		GMV-VQ224WM/C-X	GMV-VQ280WM/C-X	GMV-VQ335WM/C-X
①	Low pressure gas pipe	Φ19.05	Φ22.2	Φ25.4
②	High pressure gas pipe	Φ15.9	Φ19.05	Φ19.05
③	Liquid pipe	Φ9.52	Φ9.52	Φ12.7
④	Wire-passing hole (L×W)	196×69	196×69	196×69
⑤	Lifting hole	Φ50	Φ50	Φ50

GMV-VQ400WM/C-X, GMV-VQ450WM/C-X, GMV-VQ504WM/C-X, GMV-VQ560WM/C-X and GMV-VQ615WM/C-X



No.	Name	Pipe diameter(mm)		
		GMV-VQ400WM/C-X	GMV-VQ450WM/C-X	GMV-VQ504WM/C-X
①	Low pressure gas pipe	Φ25.4	Φ28.6	Φ28.6
②	High pressure gas pipe	Φ22.2	Φ22.2	Φ25.4
③	Liquid pipe	Φ12.7	Φ12.7	Φ15.9
④	Wire-passing hole (L×W)	234×69	234×69	234×69
⑤	Lifting hole	Φ50	Φ50	Φ50

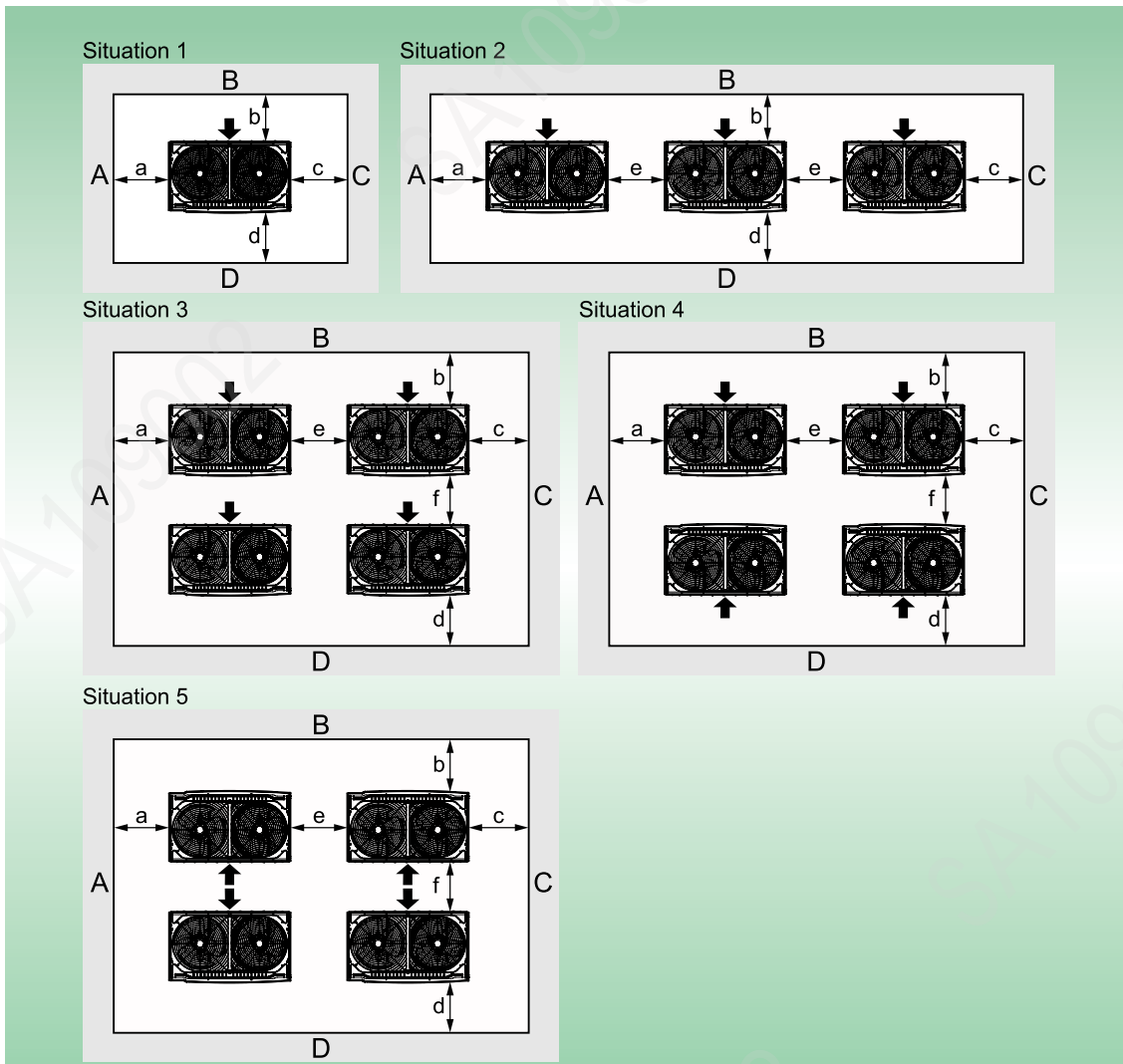
No.	Name	Pipe diameter(mm)	
		GMV-VQ560WM/C-X	GMV-VQ615WM/C-X
①	Low pressure gas pipe	Φ28.6	Φ28.6
②	High pressure gas pipe	Φ25.4	Φ25.4
③	Liquid pipe	Φ15.9	Φ15.9
④	Wire-passing hole (L×W)	234×69	234×69
⑤	Lifting hole	Φ50	Φ50

8.2 Location Selection Cautions for ODU

- (1) Install the unit at a place where can withstand the weight of the unit and make sure the unit would not shake or fall off.
- (2) Fully consider the influence of strong winds, typhoons, earthquakes and other natural disasters when selecting the installation site, and strengthen the installation.
- (3) Avoid the influence from flammable, explosive, corrosive gases and exhaust gases.
- (4) Ensure that there is a certain space for heat exchanging and maintenance operation.
- (5) Outdoor units and indoor units should be as close as possible to minimize the length and angle of the cooling pipes.
- (6) Do not allow children to approach the unit. Preventive measures should be taken to prevent children from accessing the unit.
- (7) The unit should not be installed at places with high environmental pH or high voltage fluctuations, such as on vehicles or ships.
- (8) Do not install the unit at the place where is close to the equipment that generates electromagnetic waves. which can influence the control system and cause operation error.

8.2.1 Installation Space Requirements of ODU

Maintenance space and unit ventilation should be considered when installing the unit. Installation method should be based on the actual situation.



Unit : mm

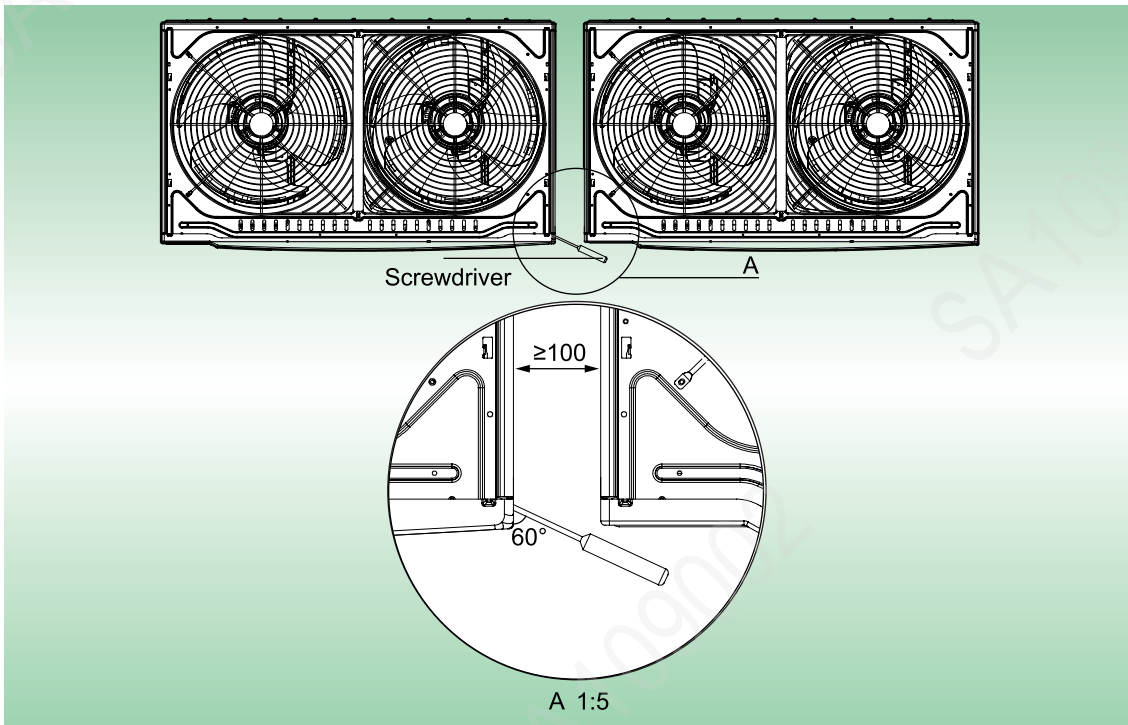
Situation	A+B+C+D	A+B
Situation 1	$a \geq 300$ $b \geq 100$ $c \geq 100$ $d \geq 500$	$a \geq 300$ $b \geq 300$
Situation 2	$a \geq 300$ $b \geq 100$ $c \geq 100$ $d \geq 500$ $e \geq 100$	$a \geq 300$ $b \geq 300$ $e \geq 400$
Situation 3	$a \geq 300$ $b \geq 100$ $c \geq 100$ $d \geq 500$ $e \geq 200$ $f \geq 600$	-

Situation	A+B+C+D	A+B
Situation 4	a \geq 300 b \geq 100 c \geq 100 d \geq 100 e \geq 200 f \geq 500	-
Situation 5	a \geq 300 b \geq 500 c \geq 100 d \geq 500 e \geq 200 f \geq 900	-

NOTES:

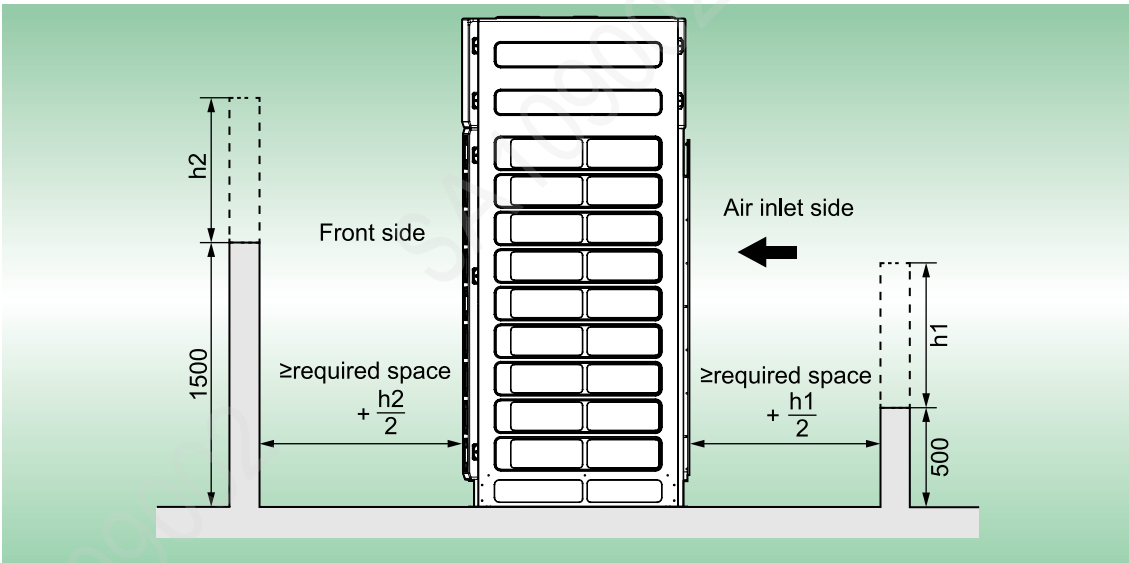
- a. The installation space shown above is based on the cooling operation when the outdoor temperature is 35°C. If the outdoor temperature exceeds 35°C or the heat load is large, and all outdoor units are operating at an excess capacity, the space at the suction side should be increased.
- b. When disassembling or installing the unit, the operation may be affected by other obstacles, and the distance from the unit to the wall's surface may be appropriately increased.
- c. When two or more units are installed and placed, the operation may be affected by the adjacent units. The distance between the two adjacent units is "e" should be \geq 100mm.

Unit : mm



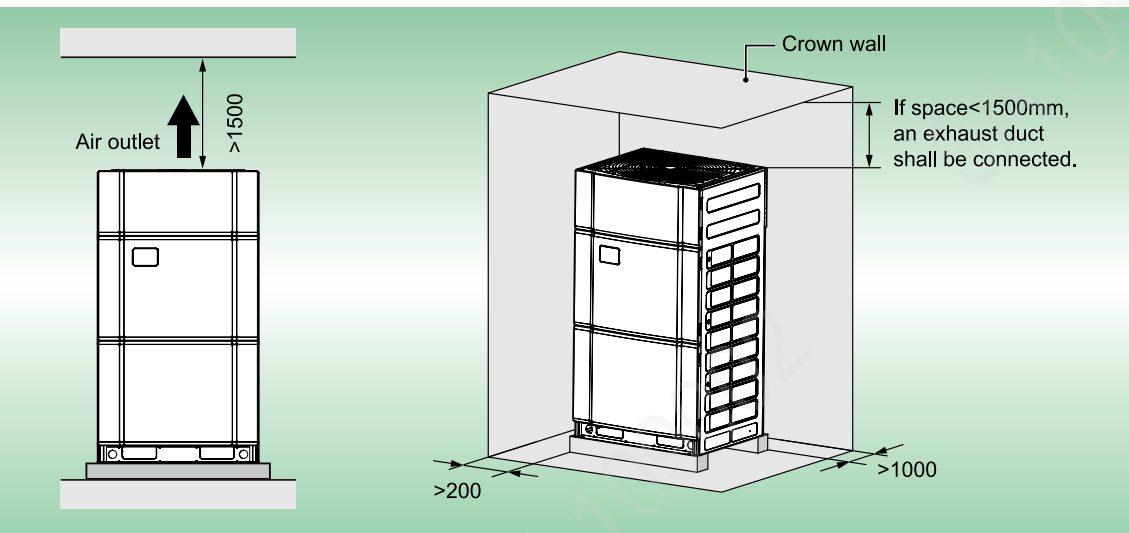
- d. If the unit is installed in the space with walls at the front, back, left and right, the wall height at the left and right side of the unit shall have no limit; wall height at return air side is below 500mm and at the front side is below 1,500mm. If the unit is installed in a space with only two walls A and B (B is at the air inlet side), the heights of A and B are both not limited.
- e. If the wall exceeds the above value, increase the space as follows.

Unit : mm



f. If there are any obstacles above the unit, see the requirements below:
 Generally, the top of the unit is required to be more than 3000 mm from the top wall. If the front, back, left and right sides of the unit are open space, the unit is required to be at least 1500mm away from the top wall, as shown in the figure below. Meanwhile, if the distance between the unit and the top wall is less than 1500mm, or if the space around the unit is not open, an exhaust duct should be connected for good ventilation.

Unit : mm

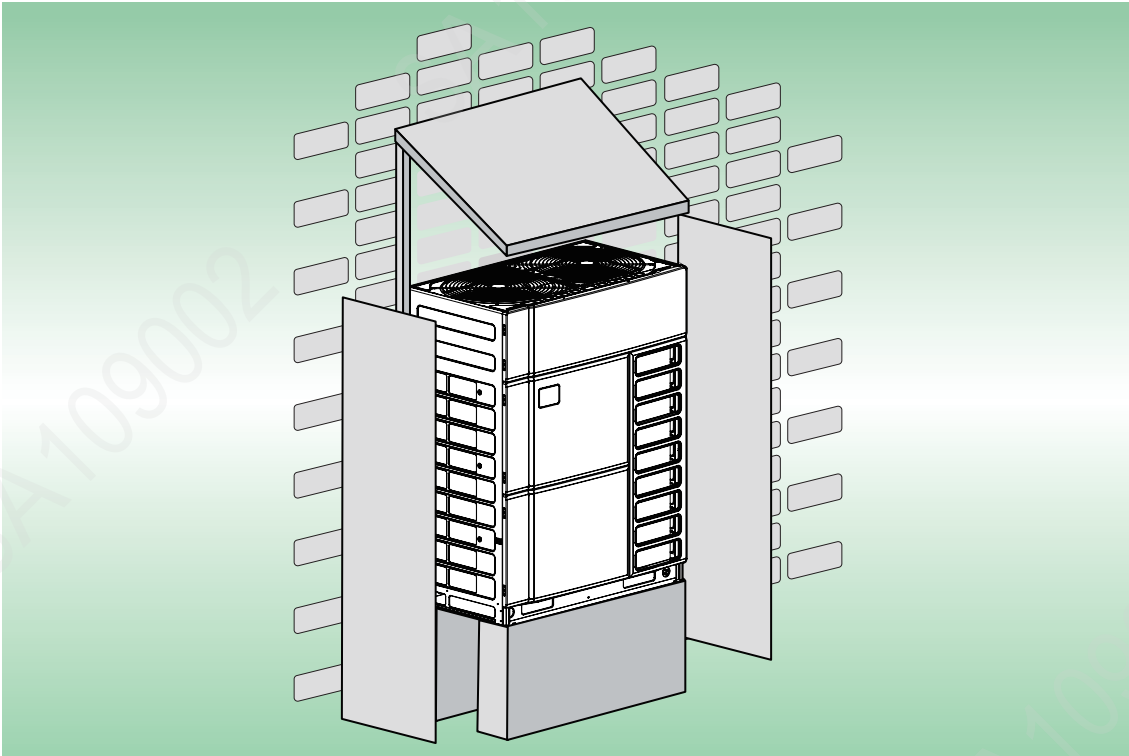


8.2.2 Seasonal Wind Considerations

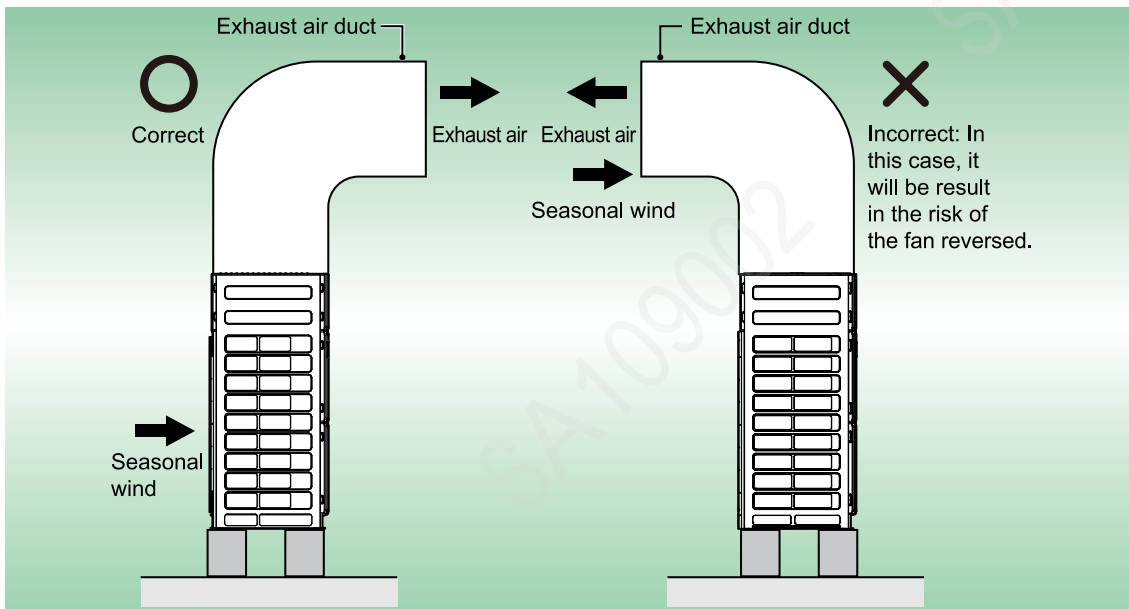
(1) Anti-monsoon installation requirements for unit not connecting exhaust duct.

When the exhaust duct is not connected, a protective cover should be installed according to the seasonal wind circumstances.

Note: The photo is only for reference. Please refer to the installation on site.



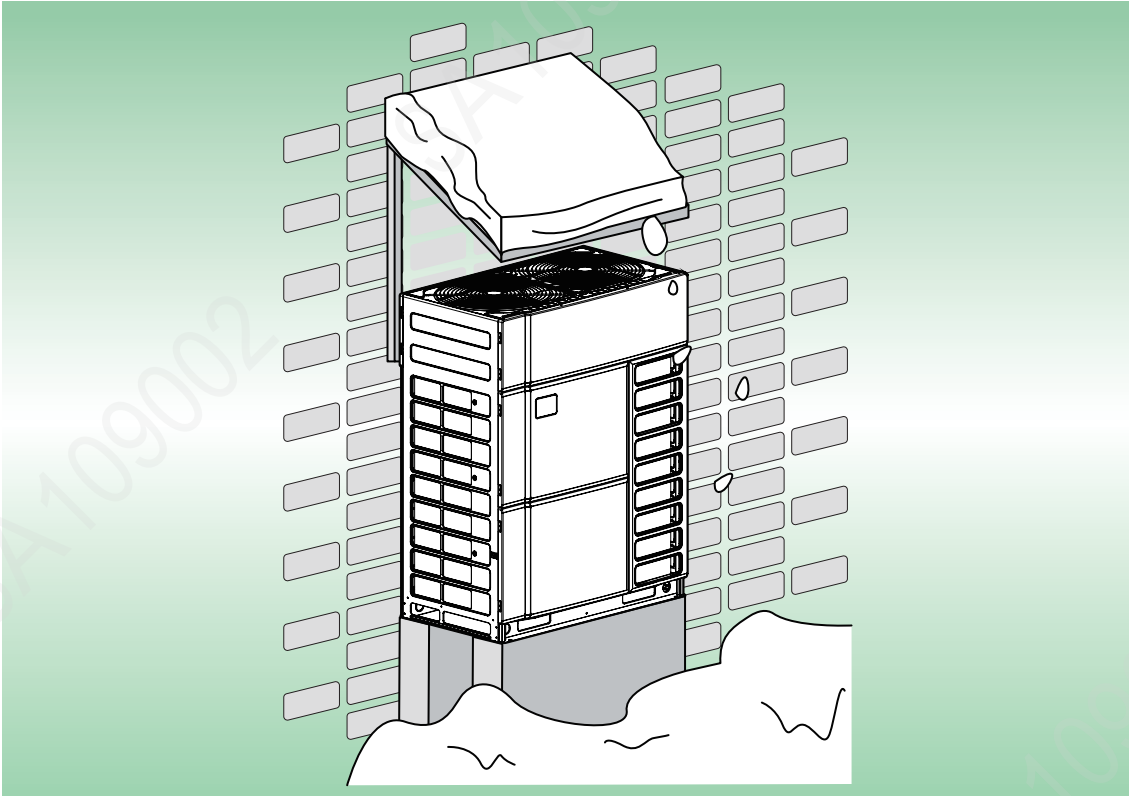
(2) Anti-monsoon installation requirements for unit connecting exhaust duct:



8.2.3 Snowy Weather Considerations

A base with certain height should be installed when installing the unit for snowy weather considerations.

Note: The photo is only for reference. Please refer to the installation locale.



8.2.4 Installation Space Requirements for Mechanical Floor

When the outdoor unit is installed in the equipment floor, it needs to connect an air exhaust duct.

The opening ratio of the shutters in the equipment floor is not less than 60%, and the horizontal angle of louvers is less than 20°.

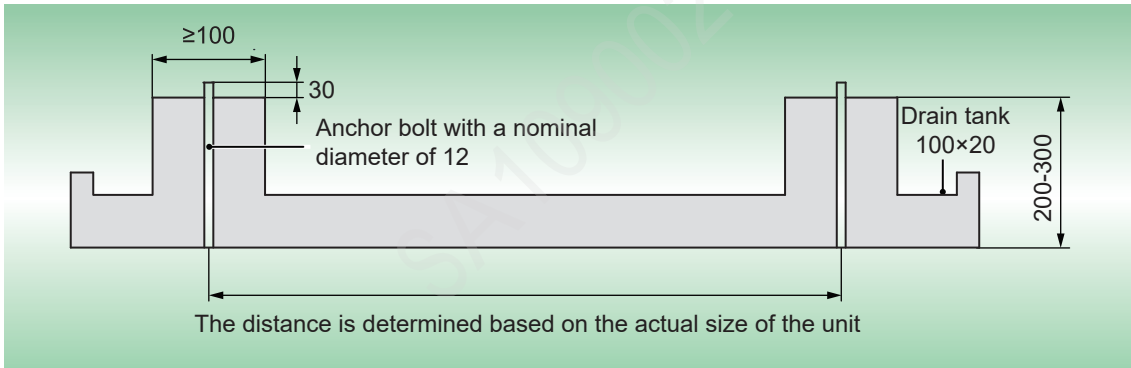
8.2.5 Diagram of Installation Foundation

The concrete foundation of the ODU must be strong enough. Ensure that the drainage is smooth and that the ground drainage or floor drainage is not affected.

Requirements on the concrete foundation are as follows:

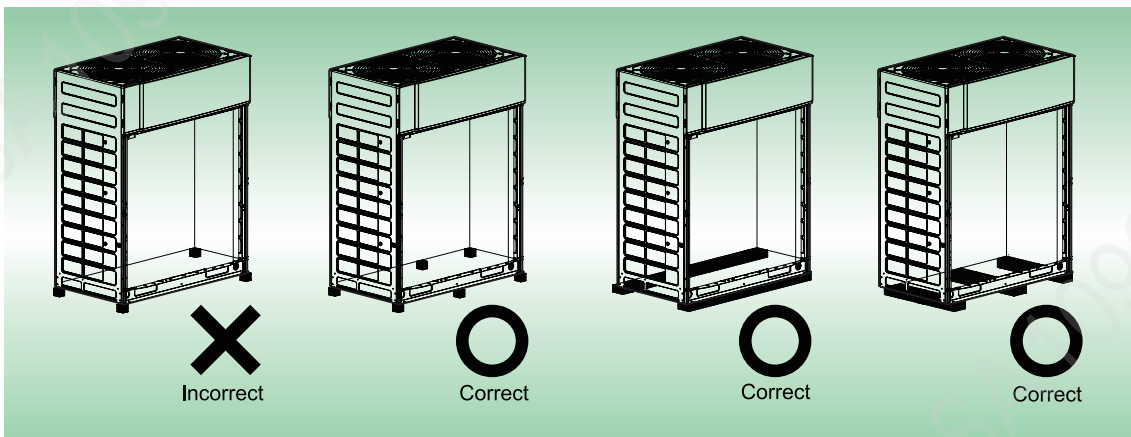
- (1) The concrete foundation must be flat and have enough rigidity and strength to undertake the unit's weight during running. The height of the foundation is 200 mm to 300 mm, which is determined based on the size of the unit. If it is installed in place with large snowfall, increase the height of the foundation so that the air inlet side is not buried by snow.
- (2) Build a drainage ditch around the foundation to discharge the condensate water.
- (3) If the air conditioner is installed on the roof, check the intensity of the building and take waterproof measures.
- (4) If a u-steel foundation is adopted, the structure must be designed with sufficient rigidity and strength.

Unit : mm



8.2.6 Shock Absorption Requirements

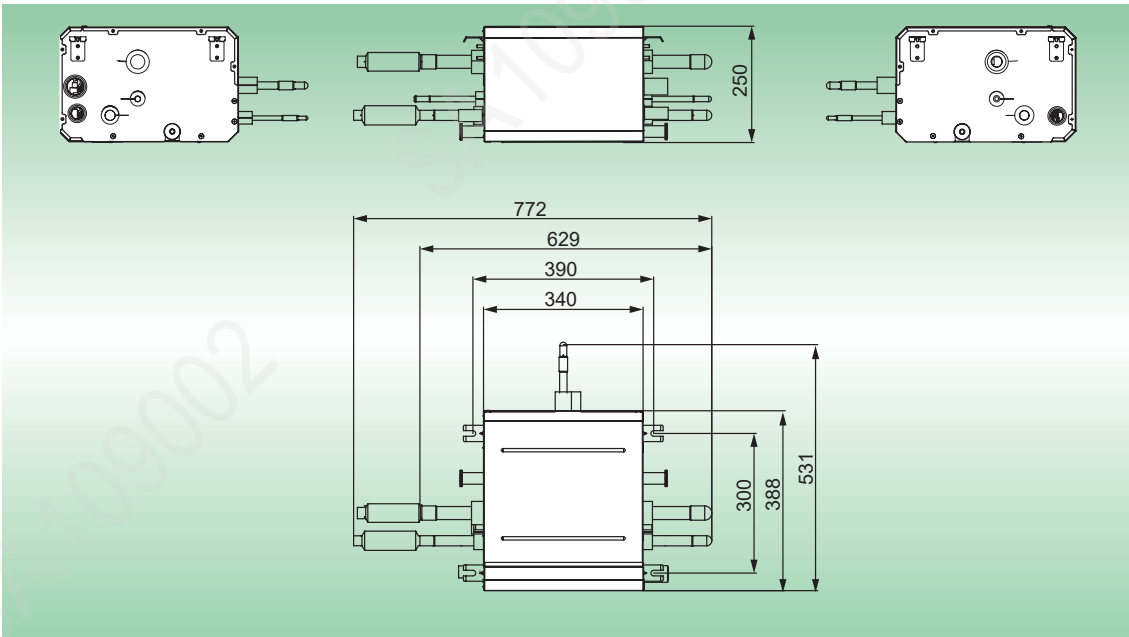
The outdoor unit should be firmly fixed. Thick rubber sheets or corrugated rubber damping rubber mats with a thickness of 20mm and a width of 100mm at least and a width of 100mm at least should be placed between the unit and the foundation. The installation requirements are shown as follows.



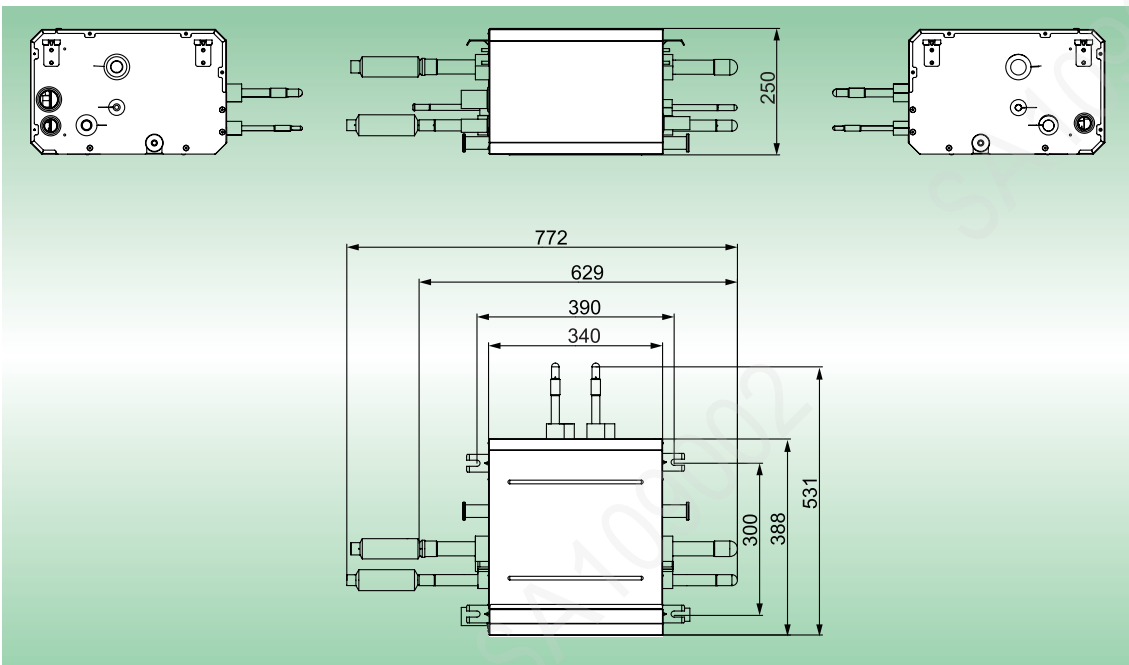
8.3 Outline Dimension and Installation of Mode Exchange Box

Unit : mm

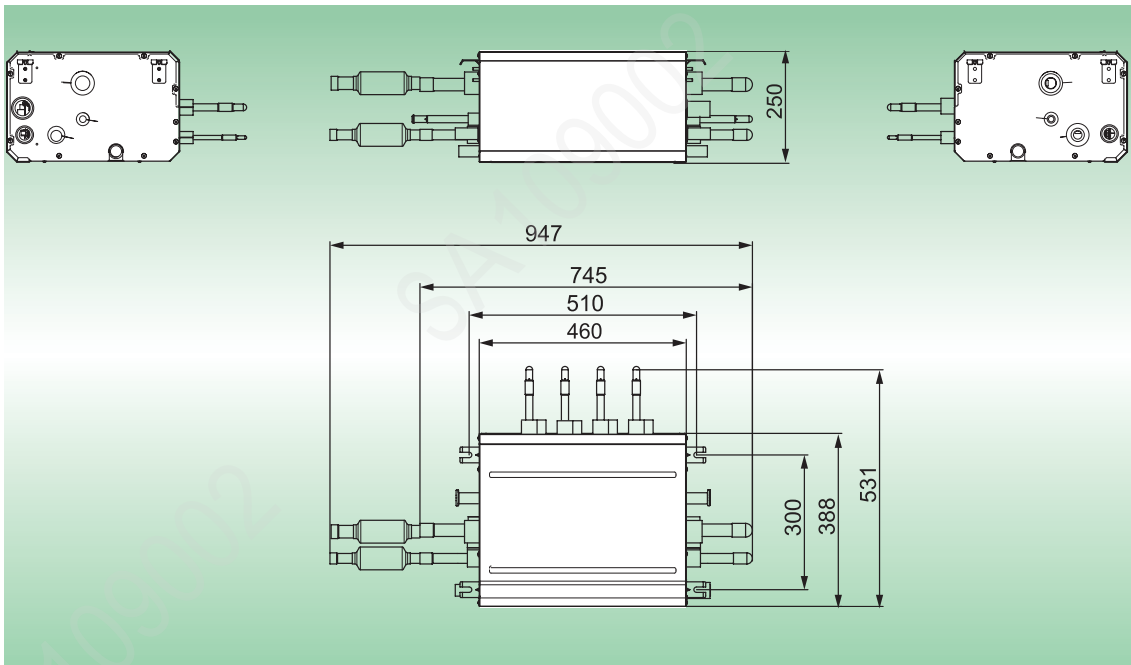
NCHS1D outline and installation dimension:



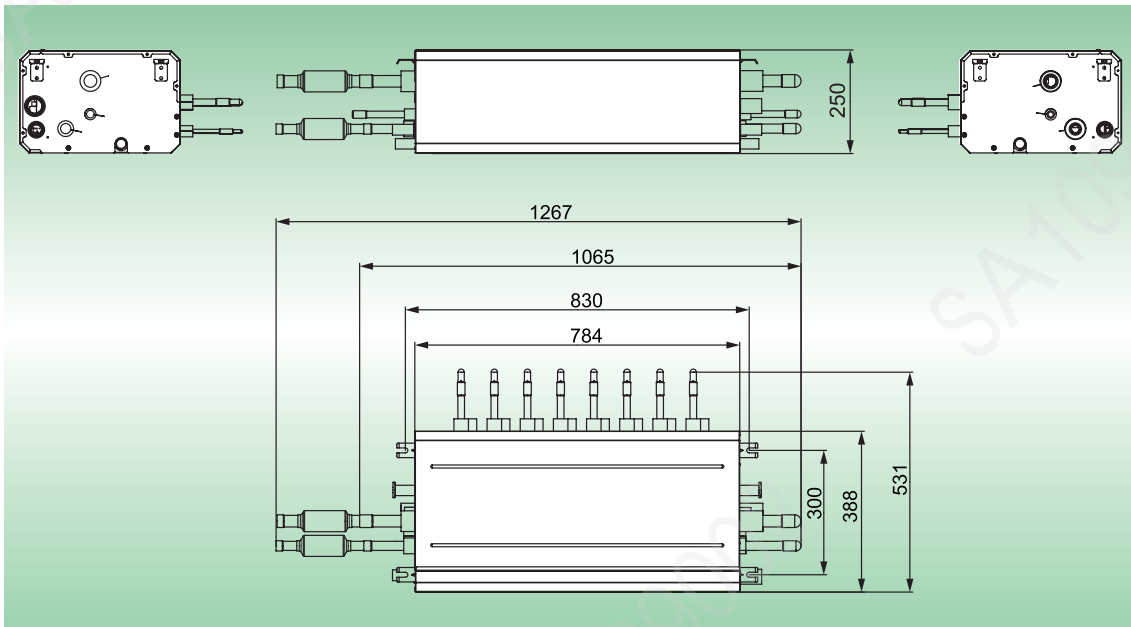
NCHS2D outline and installation dimension:



NCHS4D outline and installation dimension:



NCHS8D outline and installation dimension:

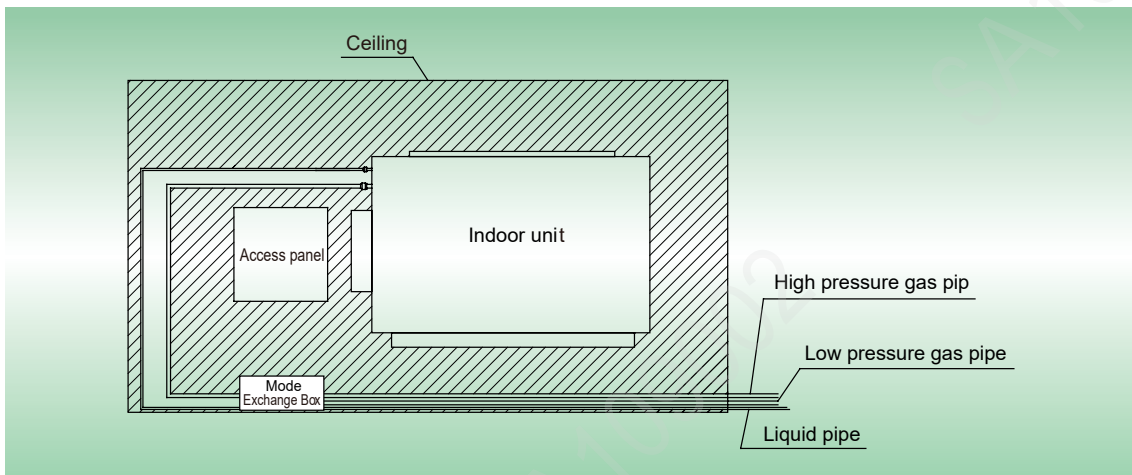
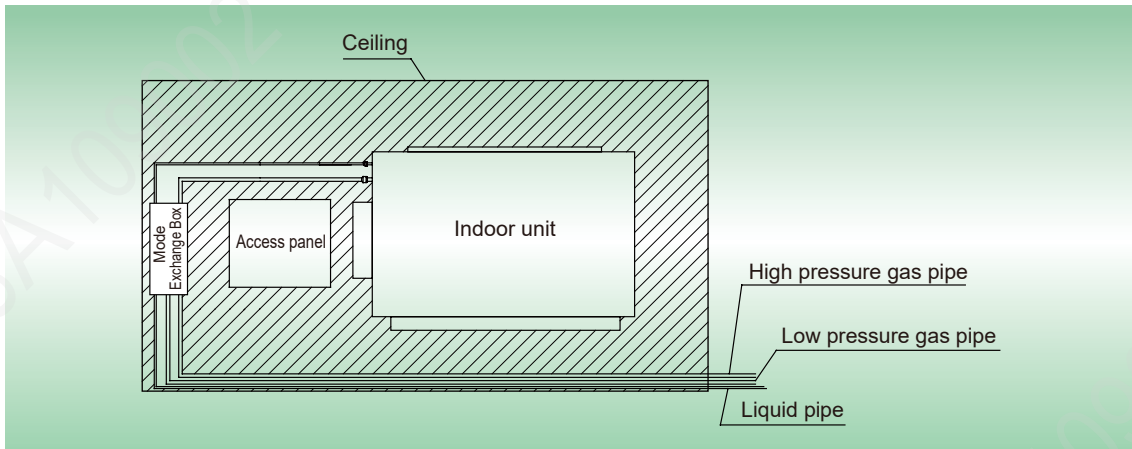
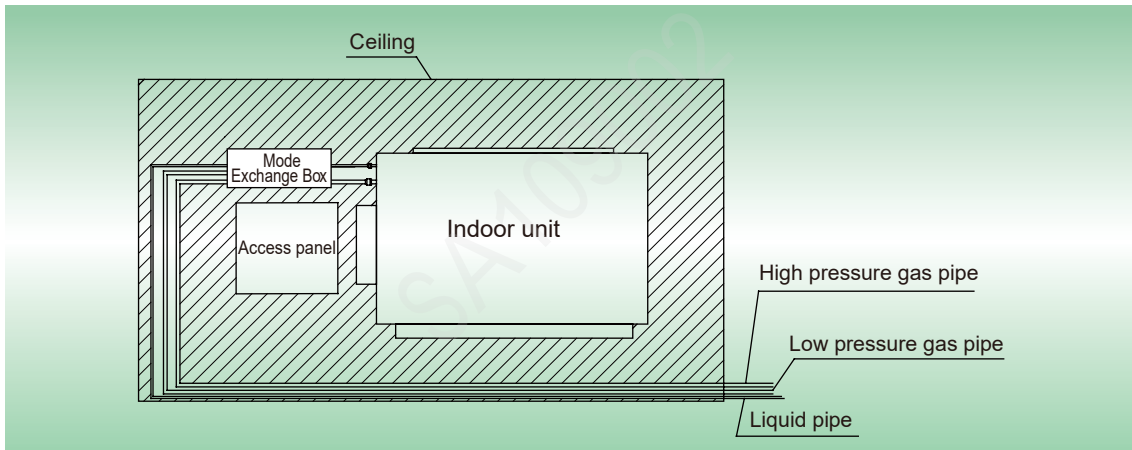


8.3.1 Dimension of Mode Exchange Box and Mounting Hole Position

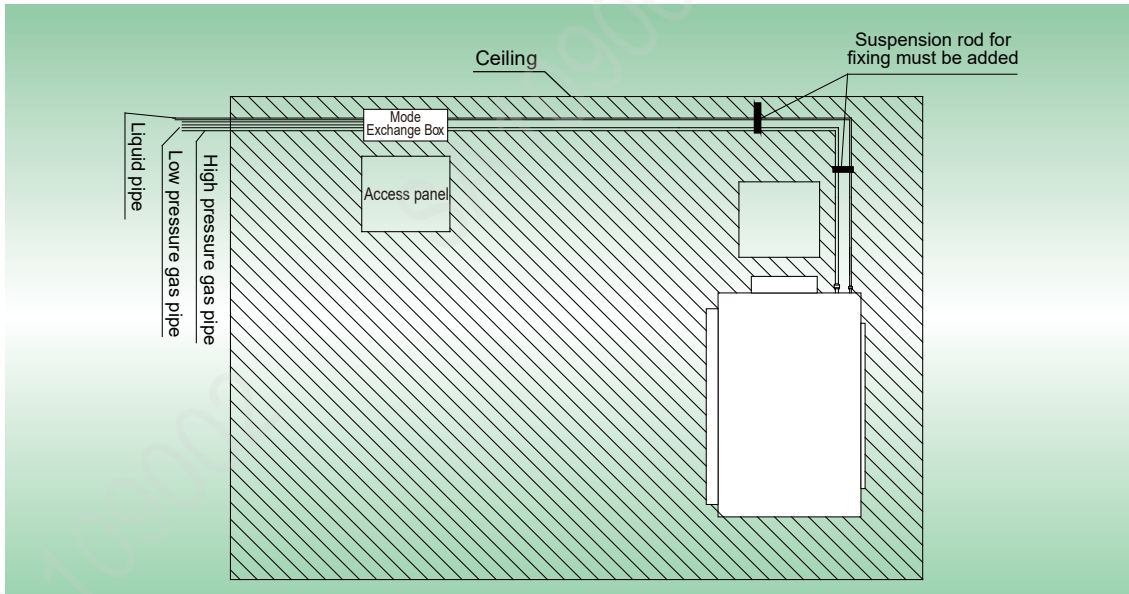
After the unit is installed, an access panel should be reserved at the electric box side of the unit for maintenance. The position of the access panel should be lower than the lowest size of the unit.

The Mode Exchange Box shall be installed near the access panel or air return of the indoor unit. (Note: if it is installed near the air return, please make sure not to affect air return and maintenance).

The following pictures detailed describe the installation of the access panel and Mode Exchange Box:



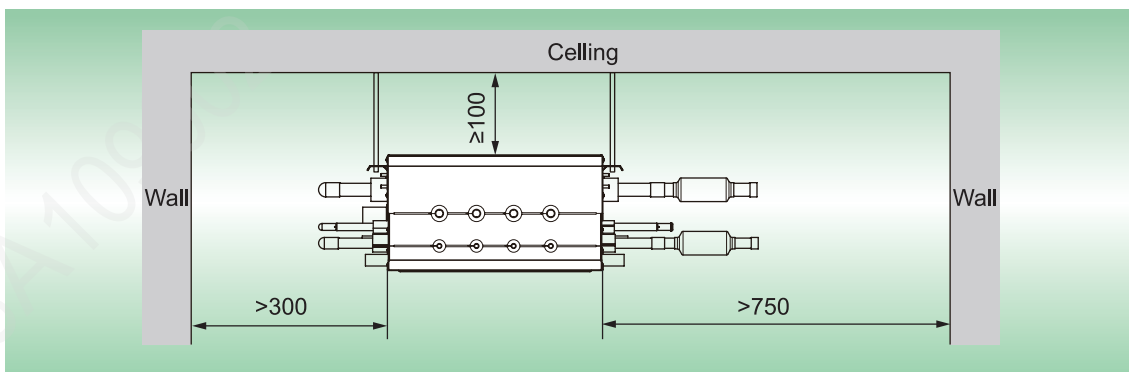
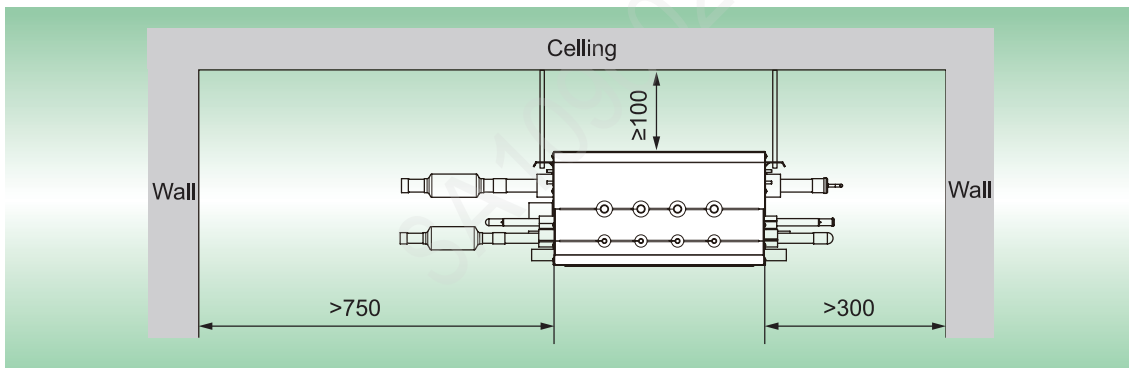
Due to the structure of installation space, the Mode Exchange Box needs a access panel. Please reserve another access panel for Mode Exchange Box.



8.3.2 Installation Space Requirements

- (1) As there's noise during operation, the unit should be installed at the places where the noise won't affect your daily life, such as equipment room or corridor. Do not install the unit at the work or rest room or other places where the noise will affect your work or rest, such as bedroom, meeting room, ward, etc.
- (2) Avoid places where rainwater, damp air or the corrosive gas may enter, otherwise it may cause unit damage or electric shock.
- (3) Make sure the hanging parts can hold the weight of unit.
- (4) Water can be drained out from the drainage hose conveniently.
- (5) No obstacles at outlet and inlets. Keep the air ventilation in good condition.
- (6) Connect either left or right side of converter to outdoor unit for piping according to installation space, as shown in the Fig.3.2.1, the space used for maintenance should be ensured.
- (7) Please keep the unit away from those positions where there's thermal source, inflammable gas and smog.
- (8) The unit is the cassette type (concealed type).
- (9) Indoor unit, outdoor unit, mode exchange box power cord and connection cord should be kept 1m above away from TV and radio for preventing graphic interference and noise. (Even the distance is 1m, if there's strong electric wave, there's still noise).

Unit : mm



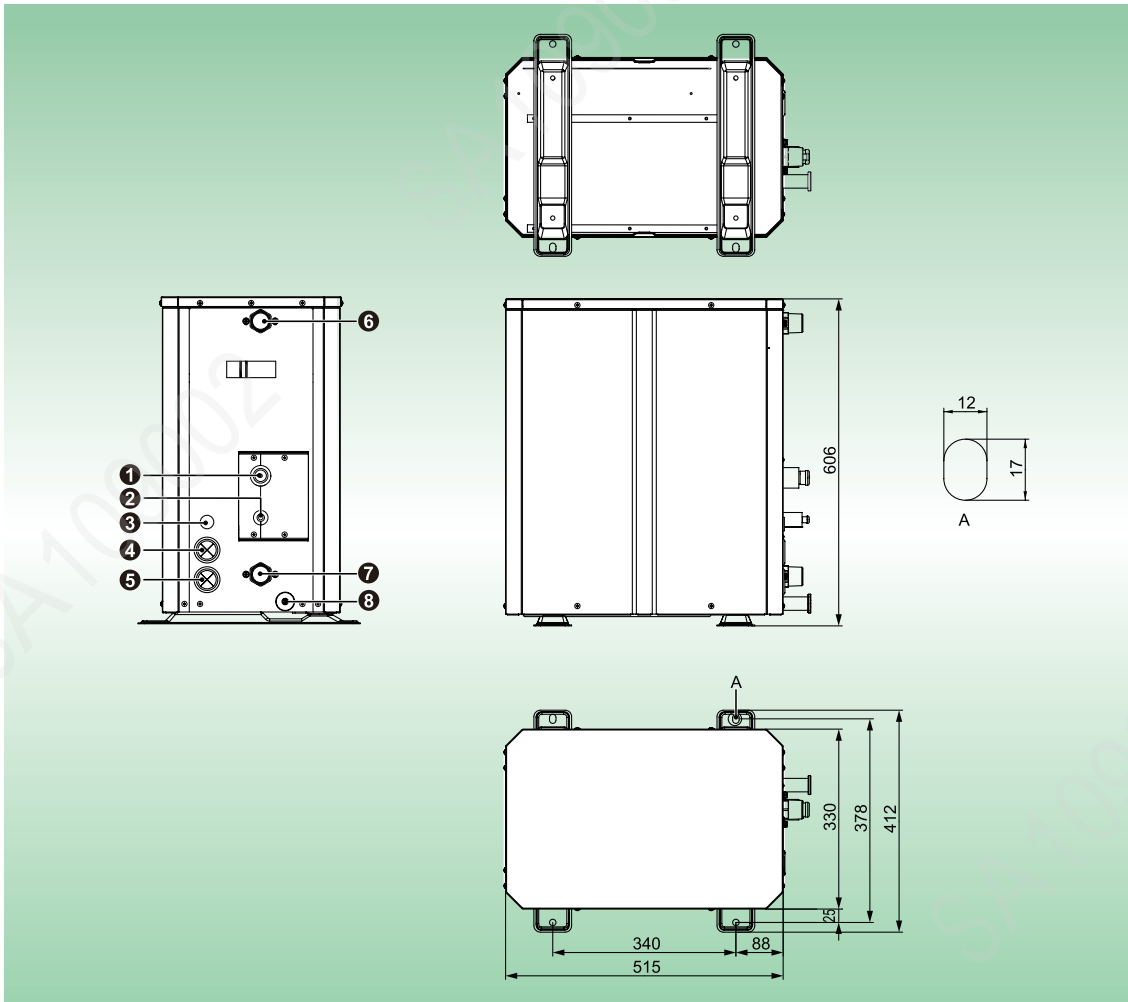
NOTES:

- a. The installation of the unit must comply with national and local safety regulations.
- b. Users can't install the unit by themselves, because the installation quality will affect the operation directly. After purchasing the unit, please contact with dealer. The unit must be installed and debugged by professional installer.
- c. The unit can be put through power only after all installation work is finished.
- d. Lift and shift the Mode Exchange Box by grasping the hanger bracket. Do not grasp the pipeline, otherwise the unit will be damaged.

SA109002

8.4 Outline Dimension and Installation of Mode Hydro Box

Unit : mm



No.	Name	Pipe diameter(mm)	
		NRQR16L/A-T	NRQR30L/A-T
①	Gas pipe	Φ15.9	Φ22.2
②	Liquid pipe	Φ9.52	Φ9.52
③	Wiring passing hole	Φ15	Φ15
④	Wiring passing hole	Φ35	Φ35
⑤	Wiring passing hole	Φ35	Φ35
⑥	Water outlet	Φ25	Φ25
⑦	Water inlet	Φ25	Φ25
⑧	Drainage pipe	Φ25	Φ25

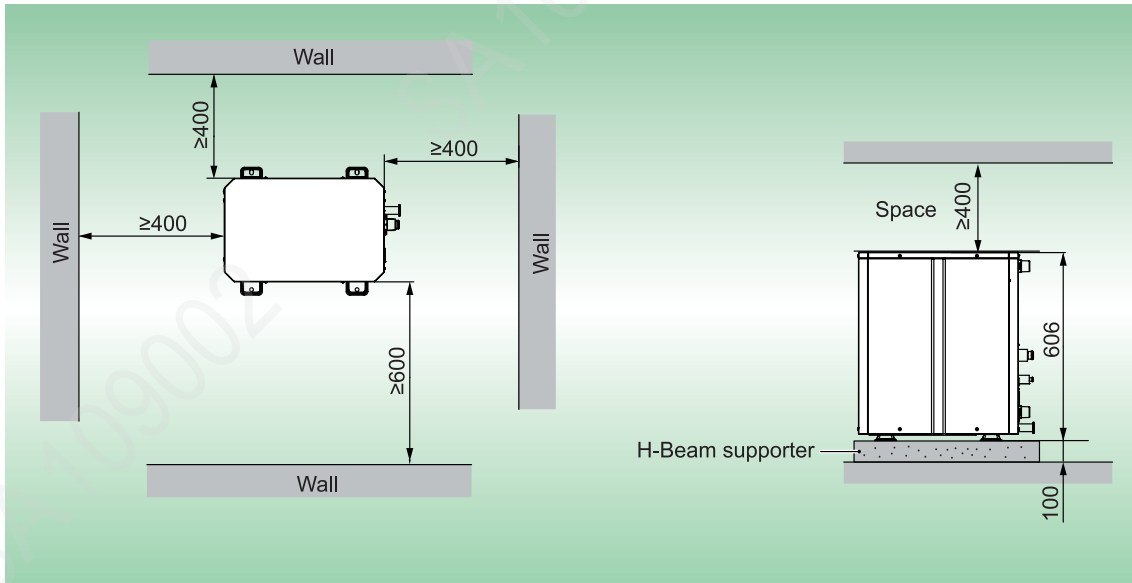
8.4.1 Select Installation Position

- (1) The location where the Hydro box shall be installed inside.
- (2) The location should be able to withstand the weight of Hydro box.

8.4.2 Installation Space Requirements

- (1) The following values are the least space for installation.
- (2) If any service area is needed for service according to field circumstance, obtain enough service space.

Unit : mm



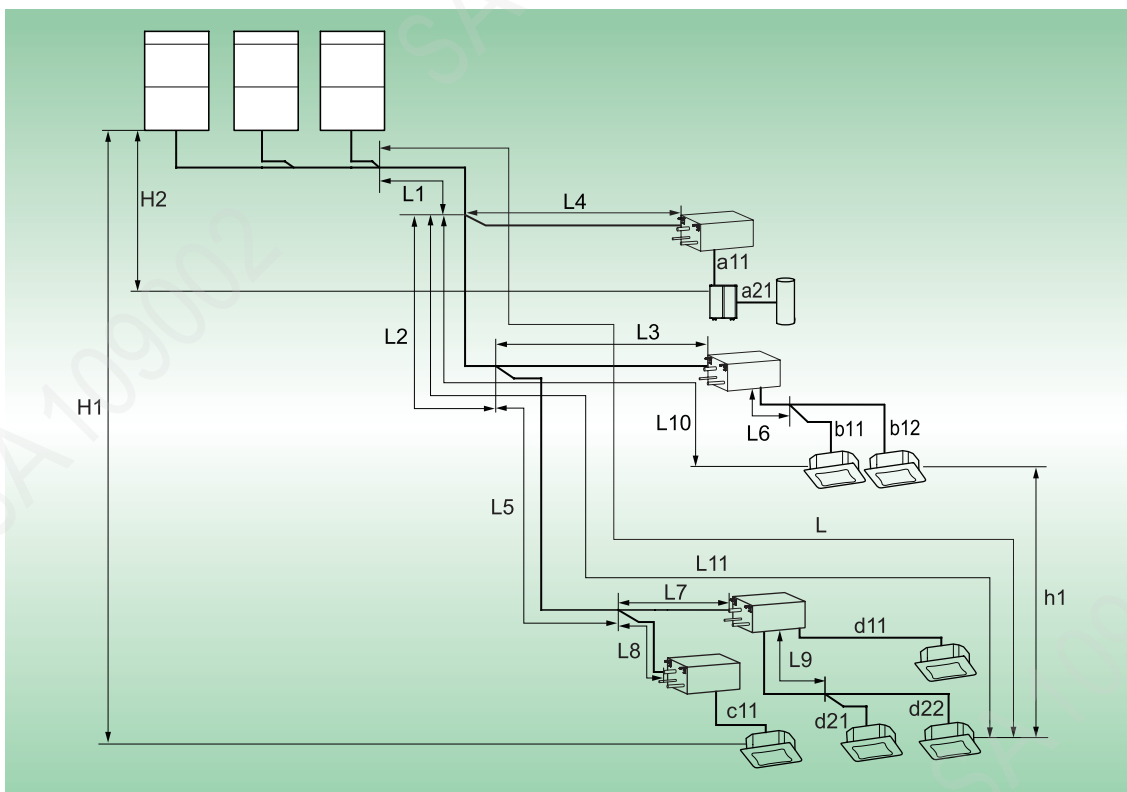
SA1090002

SA1090002

9 PIPING MODEL DESIGN

9.1 Allowable Pipe Length and Height Difference Among Indoor and Outdoor Units

Y type branch joint is adopted to connect indoor and outdoor units. Connecting method is shown in the figure below.



L10: Length from the first branch to the farthest IDU;

L11: Length from the first branch to the nearest IDU;

The equivalent length of outdoor branch is 0.5m and the equivalent distance of indoor branch is 0.5m.

Item	Length(m)	Remarks
Total length (actual length) of connection pipe	≤1000	$L1+L2+L3+L4+...+L11+a11+a12+b12+...+d21+d22$
Length between outdoor unit and the farthest indoor unit(L)	Actual length	≤200
	Equivalent length	≤240
Length from the first indoor branch to the farthest indoor unit ¹¹	≤120	$L2+L5+L7+L9+d22$
Maximum height difference between indoor and outdoor units: $H1^{12}$	Outdoor unit at upper side	≤100
	Outdoor unit at lower side	≤110
Maximum height difference between indoor units:h1	≤30	h1
Length from the mode exchange box to the indoor unit with capacity over 16kw	≤20	—
Length between outdoor unit and hydro box	≤100	$L1+L4+a11$
Length between hydro box and mode exchange box	≤10	a11
Length from the first indoor branch to the hydro box	≤40	$L4+a11$
Length between hydro box and water tank	≤5	a21
Height difference between hydro box and outdoor unit	≤40	H2
Height difference between hydro box and water tank	≤3	—

NOTES:

- a. Note 1: Normally, the pipe length from the first indoor branch to the farthest indoor unit is 40m. Under the following conditions, the length can reach 120m:
 - ① Actual length of pipe in total: $L1+L2 \times 2+L3 \times 2+L4 \times 2+...+L9 \times 2+a11+b21+...+d21+d22 \leq 1000m$;
 - ② Length between each IDU and its nearest branch: $a11,a12,b21,b22,b31,c11,d11,d21,d22 \leq 40m$
 - ③ Difference between the pipe length from the first indoor branch to the farthest indoor unit and the pipe length from the first indoor branch to the nearest indoor unit: $L12-L11 \leq 40m$.
- b. Note 2: When the ODU is at the up side and the height drop exceeds 50m, please contact the engineer; when the ODU is at the lower side and the height drop exceeds 90m, please contact the engineer.
- c. When the ODU is at the up side and the height drop between the IDU and ODU is more than 50m, the liquid pipe size from the ODU to the first manifold of IDU must be enlarged.
- d. When the ODU is at the lower side and the height drop between the IDU and ODU is more than 40m, the liquid pipe size from the ODU to the first manifold of IDU must be enlarged.
- e. When the height drop among IDUs is more than 15m, the liquid pipe size from the ODU to the first manifold of IDU must be increased.
- f. When the maximum length of the main pipe from outdoor unit to the first indoor branch $\geq 90m$, then adjust the size of high pressure gas pipe, gas pipe and liquid pipe of main pipe according to the following table.

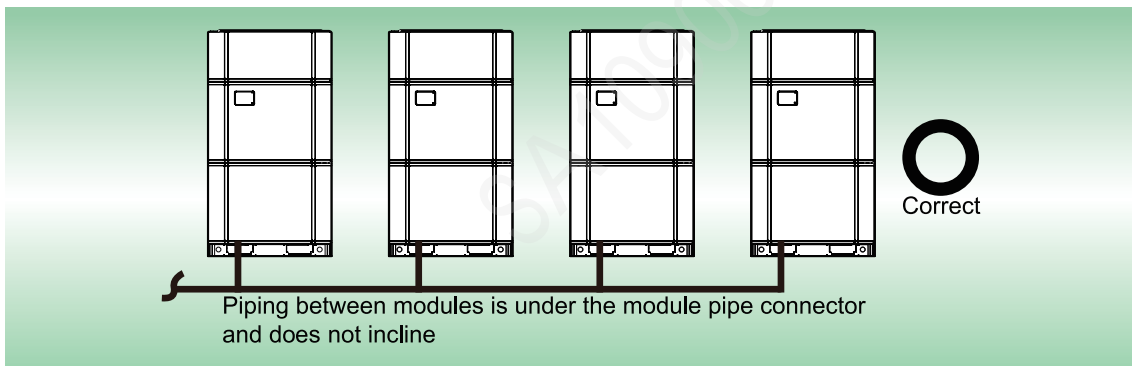
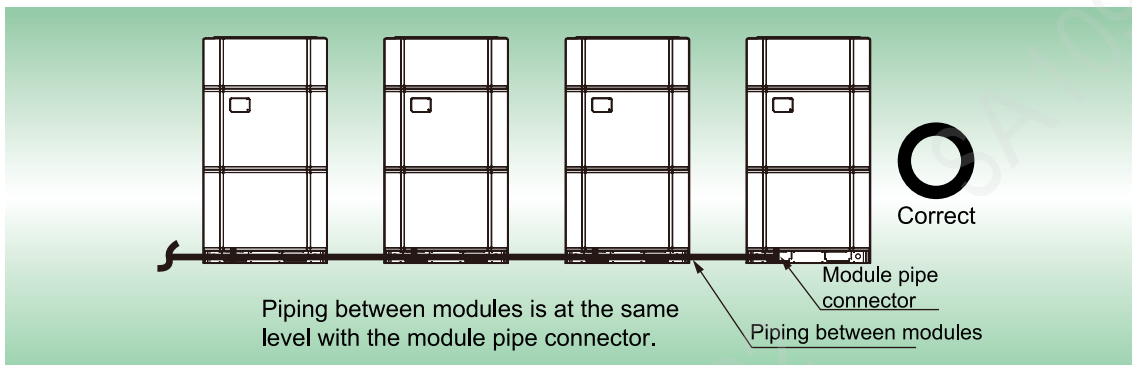
Outdoor Model	Low pressure gas pipe size(mm)	Liquid pipe size(mm)	High pressure gas pipe size(mm)
GMV-VQ224WM/C-X	No need to enlarge pipe size	No need to enlarge pipe size	No need to enlarge pipe size
GMV-VQ280WM/C-X	No need to enlarge pipe size	Φ12.7	Φ22.2
GMV-VQ335WM/C-X	Φ28.6	Φ15.9	Φ22.2
GMV-VQ400WM/C-X	Φ28.6	Φ15.9	No need to enlarge pipe size
GMV-VQ450WM/C-X	Φ31.8	Φ15.9	Φ25.4
GMV-VQ504WM/C-X	Φ31.8	Φ19.05	Φ28.6
GMV-VQ560WM/C-X	Φ31.8	Φ19.05	Φ28.6
GMV-VQ615WM/C-X	Φ31.8	Φ19.05	Φ28.6
GMV-VQ680WM/C-X	Φ31.8	Φ19.05	Φ28.6
GMV-VQ730WM/C-X	Φ38.1	Φ22.2	Φ31.8
GMV-VQ784WM/C-X	Φ38.1	Φ22.2	Φ31.8
GMV-VQ840WM/C-X	Φ38.1	Φ22.2	Φ31.8
GMV-VQ895WM/C-X	Φ38.1	Φ22.2	Φ31.8
GMV-VQ950WM/C-X	Φ38.1	Φ22.2	Φ31.8
GMV-VQ1015WM/C-X	Φ41.3	Φ22.2	Φ34.9
GMV-VQ1065WM/C-X	Φ41.3	Φ22.2	Φ34.9
GMV-VQ1119WM/C-X	Φ41.3	Φ22.2	Φ34.9
GMV-VQ1175WM/C-X	Φ41.3	Φ22.2	Φ34.9
GMV-VQ1230WM/C-X	Φ41.3	Φ22.2	Φ34.9
GMV-VQ1290WM/C-X	Φ41.3	Φ22.2	Φ34.9
GMV-VQ1345WM/C-X	Φ41.3	Φ22.2	Φ34.9
GMV-VQ1400WM/C-X	Φ44.5	Φ22.2	Φ41.3
GMV-VQ1455WM/C-X	Φ44.5	Φ22.2	Φ41.3
GMV-VQ1510WM/C-X	Φ44.5	Φ22.2	Φ41.3
GMV-VQ1565WM/C-X	Φ44.5	Φ22.2	Φ41.3
GMV-VQ1630WM/C-X	Φ44.5	Φ22.2	Φ41.3
GMV-VQ1680WM/C-X	Φ44.5	Φ22.2	Φ41.3

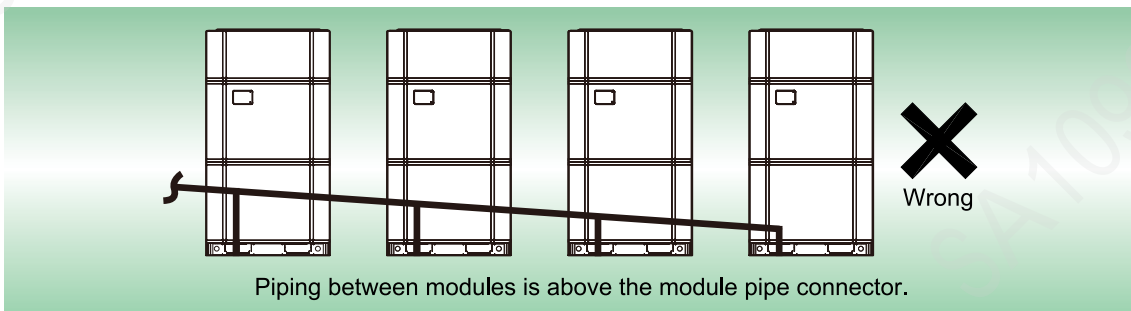
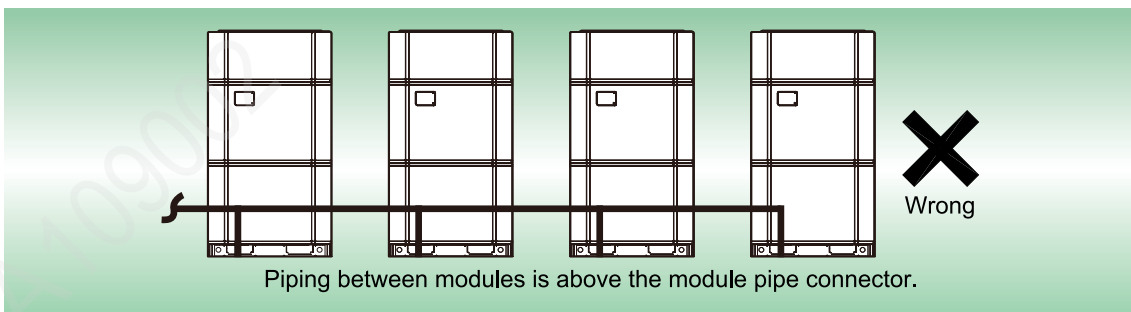
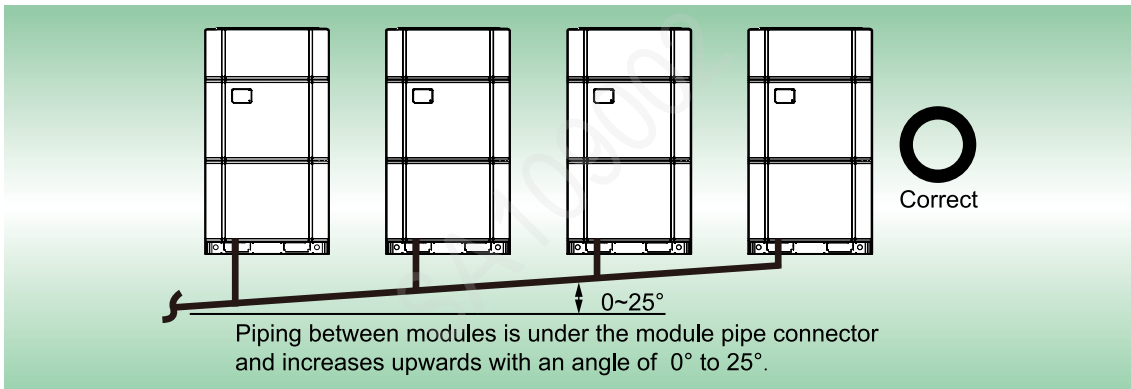
Outdoor Model	Low pressure gas pipe size(mm)	Liquid pipe size(mm)	High pressure gas pipe size(mm)
GMV-VQ1734WM/C-X	Φ44.5	Φ22.2	Φ41.3
GMV-VQ1790WM/C-X	Φ44.5	Φ22.2	Φ41.3
GMV-VQ1845WM/C-X	Φ44.5	Φ22.2	Φ41.3
GMV-VQ1905WM/C-X	Φ51.4	Φ25.4	Φ44.5
GMV-VQ1959WM/C-X	Φ51.4	Φ25.4	Φ44.5
GMV-VQ2015WM/C-X	Φ51.4	Φ25.4	Φ44.5
GMV-VQ2070WM/C-X	Φ51.4	Φ25.4	Φ44.5
GMV-VQ2125WM/C-X	Φ51.4	Φ25.4	Φ44.5
GMV-VQ2180WM/C-X	Φ51.4	Φ25.4	Φ44.5
GMV-VQ2245WM/C-X	Φ51.4	Φ25.4	Φ44.5
GMV-VQ2295WM/C-X	Φ51.4	Φ25.4	Φ44.5
GMV-VQ2349WM/C-X	Φ51.4	Φ25.4	Φ44.5
GMV-VQ2405WM/C-X	Φ51.4	Φ25.4	Φ44.5
GMV-VQ2460WM/C-X	Φ51.4	Φ25.4	Φ44.5

- g. If the liquid pipe is enlarged for a situation from (a) ~ (d), please do not enlarged any more.
- h. If the length between an IDU and its nearest branch is above 15m, then increase the size of the liquid pipe (only for the pipe size that is ≤6.35mm) and gas pipe (only for the pipe size that is ≤9.52mm) of IDU.

9.2 Connection pipe among outdoor modules

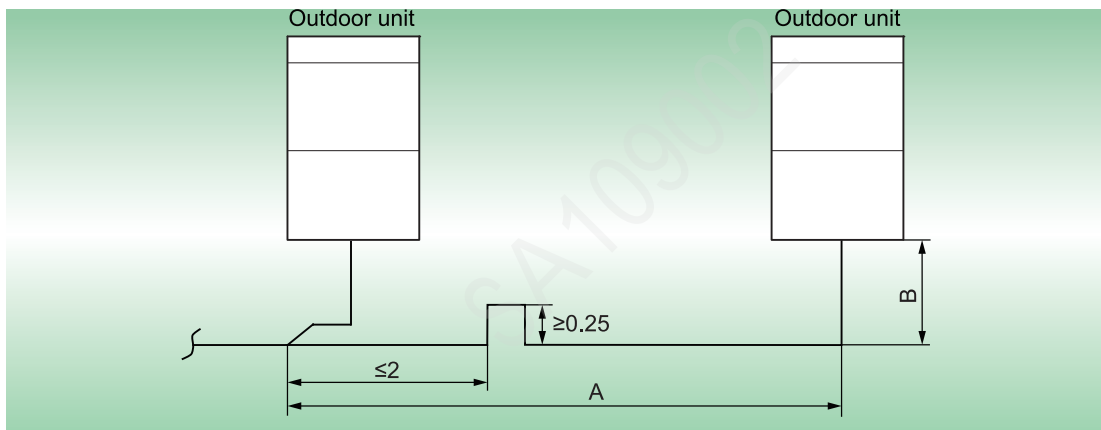
- (1) The pipe among the outdoor modules must be the same level with the modules pipe connector or under the modules pipe connector. Otherwise, the refrigeration oil will remained in the pipe.





(2) The level difference and the length of the pipe between the outdoor units shown as follows.

Unit : m

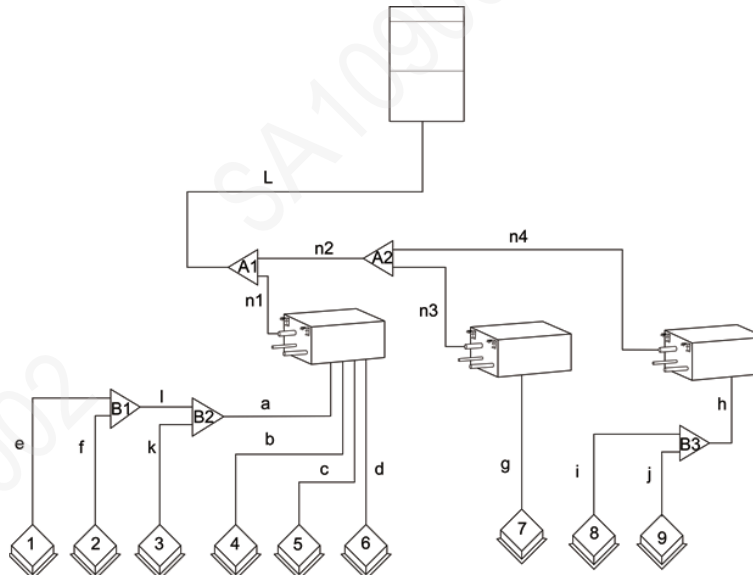


NOTE:

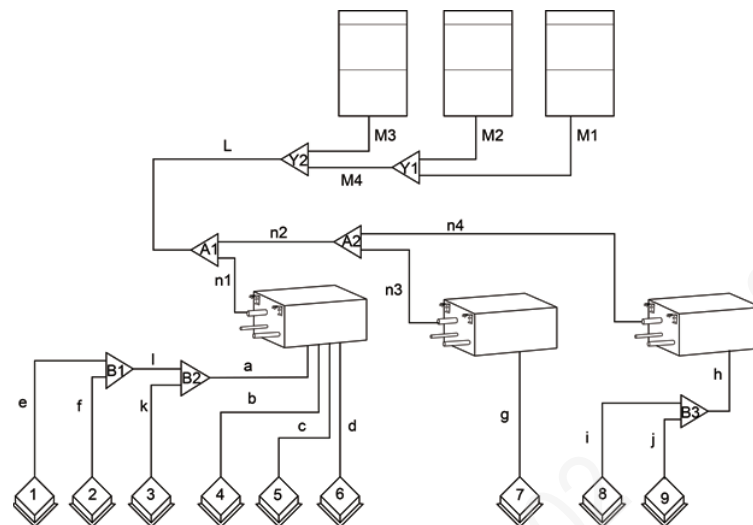
When the distance $A+B$ between the outdoor modules exceeds 2m, U-type oil trap should be added at low-pressure gas pipe and it should be no more than 2m away from the outdoor branch, and $A+B$ should be below 10m. The level difference among the outdoor units should be 0m.

9.3 Size Requirement for Branch Pipe and Piping (main pipe)

(1) Connection sketch map of single-module system



(2) Connection sketch map of multi-module system



(3) For single-module system

Select appropriate pipe between outdoor unit and the first indoor branch ("L") as per the pipe size of outdoor unit. Pipe size of basic outdoor module is shown as follows:

Between outdoor unit and the first indoor branch:

Basic module	Pipe between outdoor unit and the first indoor branch		
	Low pressure gas pipe (mm)	Liquid pipe (mm)	High pressure gas pipe (mm)
GMV-VQ224WM/C-X	Φ19.05	Φ9.52	Φ15.9
GMV-VQ280WM/C-X	Φ22.2	Φ9.52	Φ19.05
GMV-VQ335WM/C-X	Φ25.4	Φ12.7	Φ19.05
GMV-VQ400WM/C-X	Φ25.4	Φ12.7	Φ22.2
GMV-VQ450WM/C-X	Φ28.6	Φ12.7	Φ22.2
GMV-VQ504WM/C-X	Φ28.6	Φ15.9	Φ25.4

Basic module	Pipe between outdoor unit and the first indoor branch		
	Low pressure gas pipe (mm)	Liquid pipe (mm)	High pressure gas pipe (mm)
GMV-VQ560WM/C-X	Φ28.6	Φ15.9	Φ25.4
GMV-VQ615WM/C-X	Φ28.6	Φ15.9	Φ25.4

(4) For multi-module system

1) Select appropriate branch (“M1,M2,M3”)connected to outdoor module as per the pipe size of basic outdoor module. Pipe size of basic outdoor module is shown as follows:

Pipe between module and outdoor branch “M1,M2,M3”

Basic module	Size of the pipe between module and outdoor branch		
	Low pressure gas pipe (mm)	Liquid pipe (mm)	High pressure gas pipe (mm)
GMV-VQ224WM/C-X	Φ19.05	Φ9.52	Φ15.9
GMV-VQ280WM/C-X	Φ22.2	Φ9.52	Φ19.05
GMV-VQ335WM/C-X	Φ25.4	Φ12.7	Φ19.05
GMV-VQ400WM/C-X	Φ25.4	Φ12.7	Φ22.2
GMV-VQ450WM/C-X	Φ28.6	Φ12.7	Φ22.2
GMV-VQ504WM/C-X	Φ28.6	Φ15.9	Φ25.4
GMV-VQ560WM/C-X	Φ28.6	Φ15.9	Φ25.4
GMV-VQ615WM/C-X	Φ28.6	Φ15.9	Φ25.4

Selection of branch “Y1,Y2”of outdoor modules:

—	Module's capacity C (kW)	Model
Selection of branch of outdoor modules	C≤96.0	ML01R
	96.0<C	ML02R

2) Size of connection pipe “M4” between branches of each basic module.

Size of connection pipe between branches of each basic module is determined by the total rated capacity of upstream modules.

Connection pipe “M4” between branches of outdoor module

Total rated capacity of upstream modules: Q (kW)	Size of connection pipe between branches of outdoor module		
	Low pressure gas pipe (mm)	Liquid pipe (mm)	High pressure gas pipe (mm)
25.2≥Q	Φ19.05	Φ9.52	Φ15.9
28.0≥Q>25.2	Φ22.2	Φ9.52	Φ19.05
33.5≥Q>28.0	Φ25.4	Φ12.7	Φ19.05
40.0≥Q>33.5	Φ25.4	Φ12.7	Φ22.2
45.0≥Q>40.0	Φ28.6	Φ12.7	Φ22.2
68.0≥Q>45.0	Φ28.6	Φ15.9	Φ25.4
96.0≥Q>68.0	Φ31.8	Φ19.05	Φ28.6
135.0≥Q>96.0	Φ38.1	Φ19.05	Φ31.8
186.0≥Q>135.0	Φ41.3	Φ19.05	Φ38.1
Q>186	Φ44.5	Φ22.2	Φ41.3

3) Size of connection pipe “L” between the terminal outdoor branch and the first indoor branch

Connection pipe “L” between outdoor unit and the first indoor branch.

Total rated capacity of upstream modules: Q (kW)	Size of connection pipe between branches of outdoor module		
	Low pressure gas pipe (mm)	Liquid pipe (mm)	High pressure gas pipe (mm)
25.2≥Q	Φ19.05	Φ9.52	Φ15.9
28.0≥Q>25.2	Φ22.2	Φ9.52	Φ19.05
33.5≥Q>28.0	Φ25.4	Φ12.7	Φ19.05
40.0≥Q>33.5	Φ25.4	Φ12.7	Φ22.2
45.0≥Q>40.0	Φ28.6	Φ12.7	Φ22.2

Total rated capacity of upstream modules: Q (kW)	Size of connection pipe between branches of outdoor module		
	Low pressure gas pipe (mm)	Liquid pipe (mm)	High pressure gas pipe (mm)
68.0≥Q>45.0	Φ28.6	Φ15.9	Φ25.4
96.0≥Q>68.0	Φ31.8	Φ19.05	Φ28.6
135.0≥Q>96.0	Φ38.1	Φ19.05	Φ31.8
186.0≥Q>135.0	Φ41.3	Φ19.05	Φ38.1
Q>186	Φ44.5	Φ22.2	Φ41.3

4) Branch selection of mode exchange box

Select branch of mode exchange box as per total capacity of downstream indoor unit(s). Please refer to the following table.

Model selection for branch “A1,A2” of mode exchange box:

R410A refrigerant system	Total capacity of the downstream indoor unit X (kW)	Model
Y-Type Branch Pipe	X≤5.0	FQ01Na/A
	5.0<X≤25.2	FQ02Na/A
	25.2<X≤28.0	FQ03Na/A
	28.0<X≤68.0	FQ04Na/A
	68.0<X≤96.0	FQ05Na/A
	96.0<X≤135.0	FQ06Na/A
	135.0<X	FQ07Na/A

5) Piping size among upstream branches of heat pump mode exchange box (“n1,n2,n3,n4”)

Piping requirement among upstream branches of mode exchange box (“n1,n2,n3,n4”)

Total rated capacity of downstream indoor units: X (kW)	Size of connection pipe between branches of mode exchange box		
	Low pressure gas pipe (mm)	Liquid pipe (mm)	High pressure gas pipe (mm)
X≤5.0	Φ12.7	Φ6.35	Φ12.7
5.0<X≤14.2	Φ15.9	Φ9.52	Φ12.7
14.2<X≤25.2	Φ19.05	Φ9.52	Φ15.9
25.2<X≤28.0	Φ22.2	Φ9.52	Φ19.05
28.0<X≤33.5	Φ25.4	Φ12.7	Φ19.05
33.5<X≤40.0	Φ25.4	Φ12.7	Φ22.2
40.0<X≤45.0	Φ28.6	Φ12.7	Φ22.2
45.0<X≤68.0	Φ28.6	Φ15.9	Φ25.4
68.0<X≤96.0	Φ31.8	Φ19.05	Φ28.6
96<X≤135	Φ38.1	Φ19.05	Φ31.8
135<X≤186	Φ41.3	Φ19.05	Φ38.1
186<X≤246	Φ44.5	Φ22.2	Φ41.3

6) Piping size among downstream branches of mode exchange box “a,h”

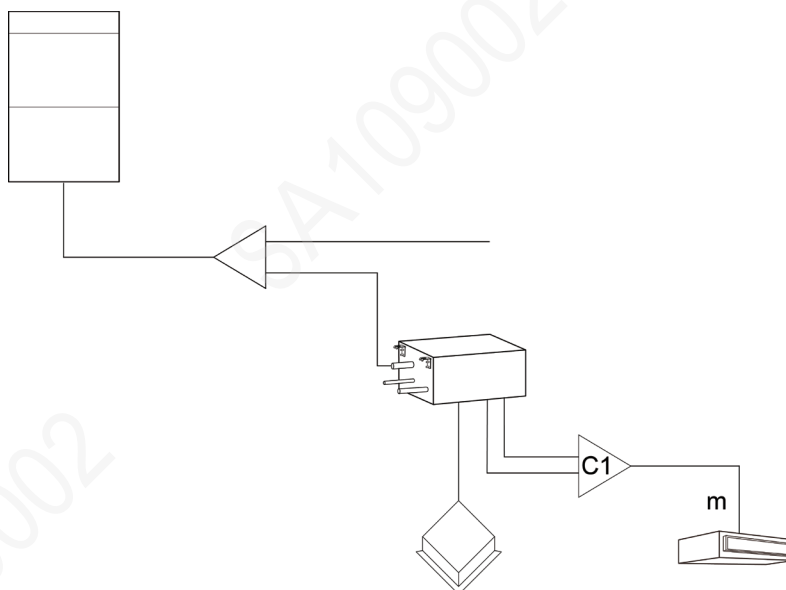
Total rated capacity of downstream indoor units: X (kW)	Piping size among downstream branches of mode exchange box	
	Gas pipe (mm)	Liquid pipe (mm)
X≤2.8	Φ9.52	Φ6.35
2.8<X≤5.0	Φ12.7	Φ6.35
5.0<X≤14.2	Φ15.9	Φ9.52
14.2<X≤16	Φ19.05	Φ9.52

7) Branch selection of downstream indoor unit of mode exchange box (“B1,B2,B3”)

R410A refrigerant system	Total rated capacity of downstream indoor units: X (kW)	Model
Y-type branch	X≤16	FQ01A/A

8) Piping size between mode exchange box and downstream indoor unit (“ b,c,d,g”)

Connecting method is as shown in the picture:



9.5 Branch Selection of Indoor Unit of Mode Exchange Box (“C1”)

R410A refrigerant system	Capacity of downstream indoor units: X/ kW	Model
Y-type branch	16<X≤28	FQ01B/A

9.6 Piping Size Between Mode Exchange Box and Downstream Indoor Unit (“m”)

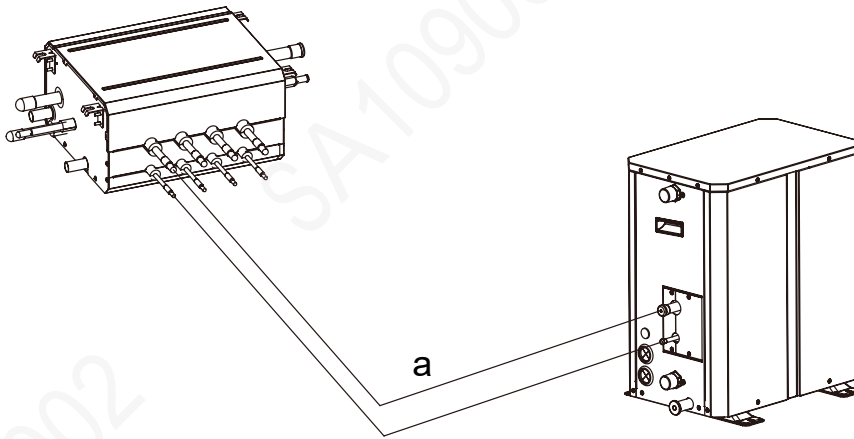
Size of connection pipe between indoor branch and indoor unit should be consistent with the connection pipe of indoor unit.

Piping between indoor branch and indoor unit (“m”)

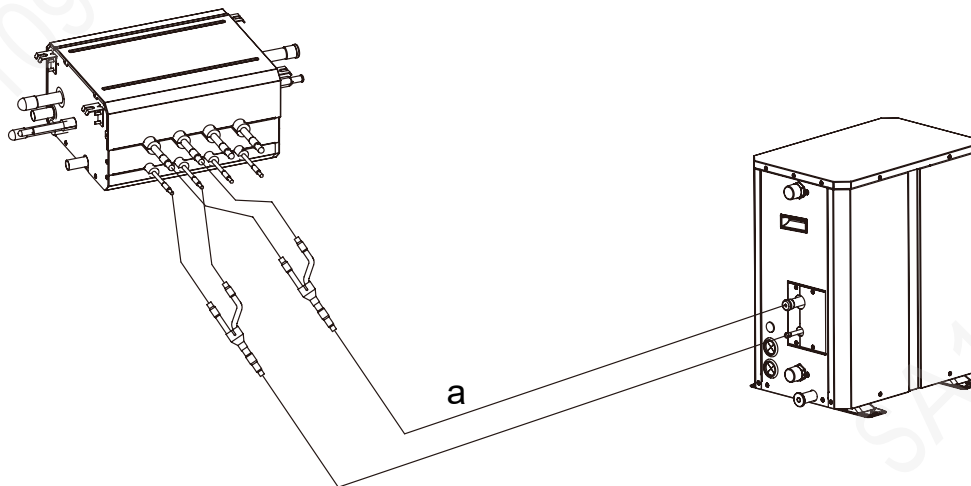
Rated capacity of indoor units: C(kW)	Size of connection pipe between indoor branch and indoor unit	
	Gas pipe(mm)	Liquid pipe(mm)
16<C≤22.4	Φ19.05	Φ9.52
22.4<C≤28	Φ22.2	Φ9.52

9.7 Refrigerant Pipe Connection between Hydro box and Mode Exchange Box

(1) Refrigerant Pipe Connection between 16 kW Hydro box and Mode exchange box



(2) Refrigerant Pipe Connection between 30 kW Hydro box and Mode exchange box



NOTES:

- a. Refrigerant pipe length between mode exchange box and hydro box $a \leq 10\text{m}$.
- b. When 2 mode exchange branches are connected in parallel with a 30kW hydro box, two adjacent branches must be selected;
- c. Please refer to the manual of mode exchange for branch linkage setting and communication line setting.

9.8 Selection of branches between mode exchange box downstream and hydro box

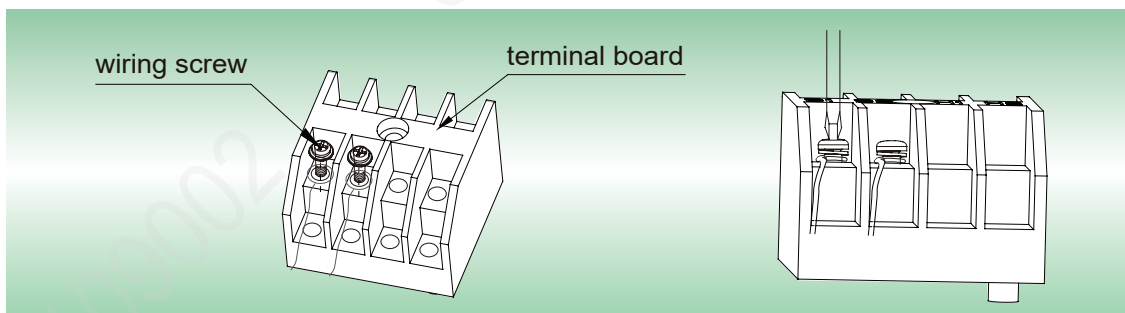
R410A refrigerant system	Total capacity of downstream hydro box X(kW)	Model
Y-type Manifold	<22.4	-
	$22.4 \leq X \leq 30.0$	FQ01B/A

10 COMMUNICATION WIRING SYSTEM

GMV6HR DC Inverter VRF system adopts CAN communication network, manual DIP switch and polarity to distinguish communication wire is needless for IDU and just set function DIP for ODU.

10.1 Connection Method of Communication Wiring Terminal

The connection of all communication is fixed by screws.



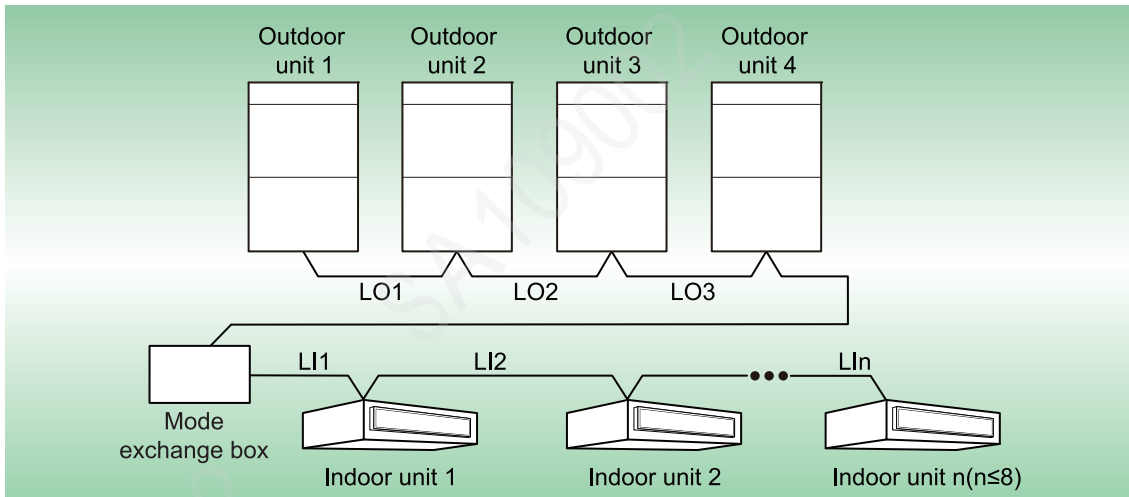
10.2 Requirements for Communication Wiring

10.2.1 Communication Material

If the air conditioning unit is installed in a place with strong electromagnetic interference, the communication wire between the indoor unit and the wired controller must adopt shielded wires; the communication wire between indoor units (between indoor unit and outdoor unit) must use the shielded twisted pairs.

(1) Selection of communication wire between outdoor unit and mode exchange box, among mode exchange boxes, and mode exchange box and indoor unit respectively.

Wire type	Length of communication wire between indoor unit and another indoor/outdoor unit(m)	Wire diameter (mm ²)	Wire standard	Remark
Light / ordinary PVC sheathed twisted copper core cord	L≤1000	≥2×0.75	IEC 60227-5:2007	If the wire diameter is increased to 2×1mm ² , the length of communication line can't be increased, while the length of the communication line can be more than 1500m.
Shielded light/ordinary PVC sheathed twisted copper core cord	L≤1000	≥2×0.75	IEC 60227-5:2007	When the installation environment of the unit is in strong magnetic or strong interference, the shielded wires shall be used.



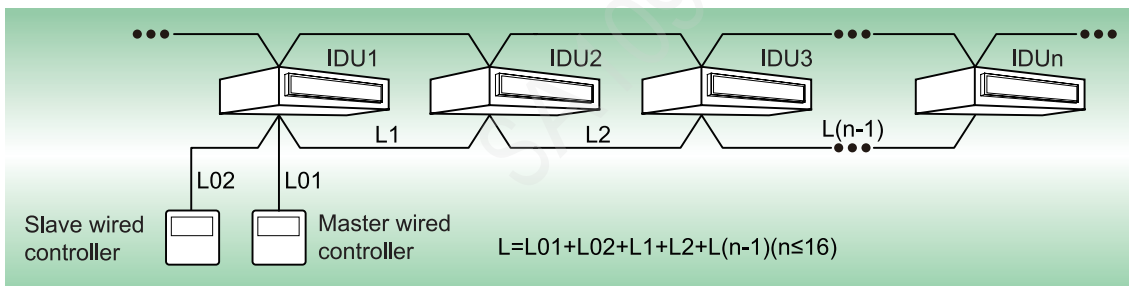
(2) Selection of communication line between hydro box and mode exchange box

Material type	Total Length L (m) of communication cable between indoor unit and indoor (outdoor) unit	Wire size (mm ²)	Material standard	Remarks
Light/Ordinary polyvinyl chloride sheathed cord. (60227 IEC 52 /60227 IEC 53)	L≤1000	≥2×0.75	IEC 60227-5	1. If the wire diameter is enlarged to 2×1mm ² , the total communication line length can reach 1500m. 2. The cord shall be Circular cord (the cores shall be twisted together). 3. If unit is installed in places with intense magnetic field or strong interference, it is necessary to use shielded wire.

(3) Selection of communication line between indoor unit and wired controller

Wire type	Length of communication line between indoor unit and wired controller(m)	Wire diameter (mm ²)	Wire standard	Remark
Light / ordinary PVC sheathed twisted copper core cord	L≤250	2×0.75~2×1.25	IEC 60227-5:2007	The length of communication line can't exceed 250m.
Shielded light/ordinary PVC sheathed twisted copper core cord	L≤250	2×0.75~2×1.25	IEC 60227-5:2007	When the installation environment of the unit is in strong magnetic or strong interference, the shielded wires shall be used.

The connection between the indoor unit and the wired controller is shown as below:



(4) Selection of communication line between hydro box and wired controller

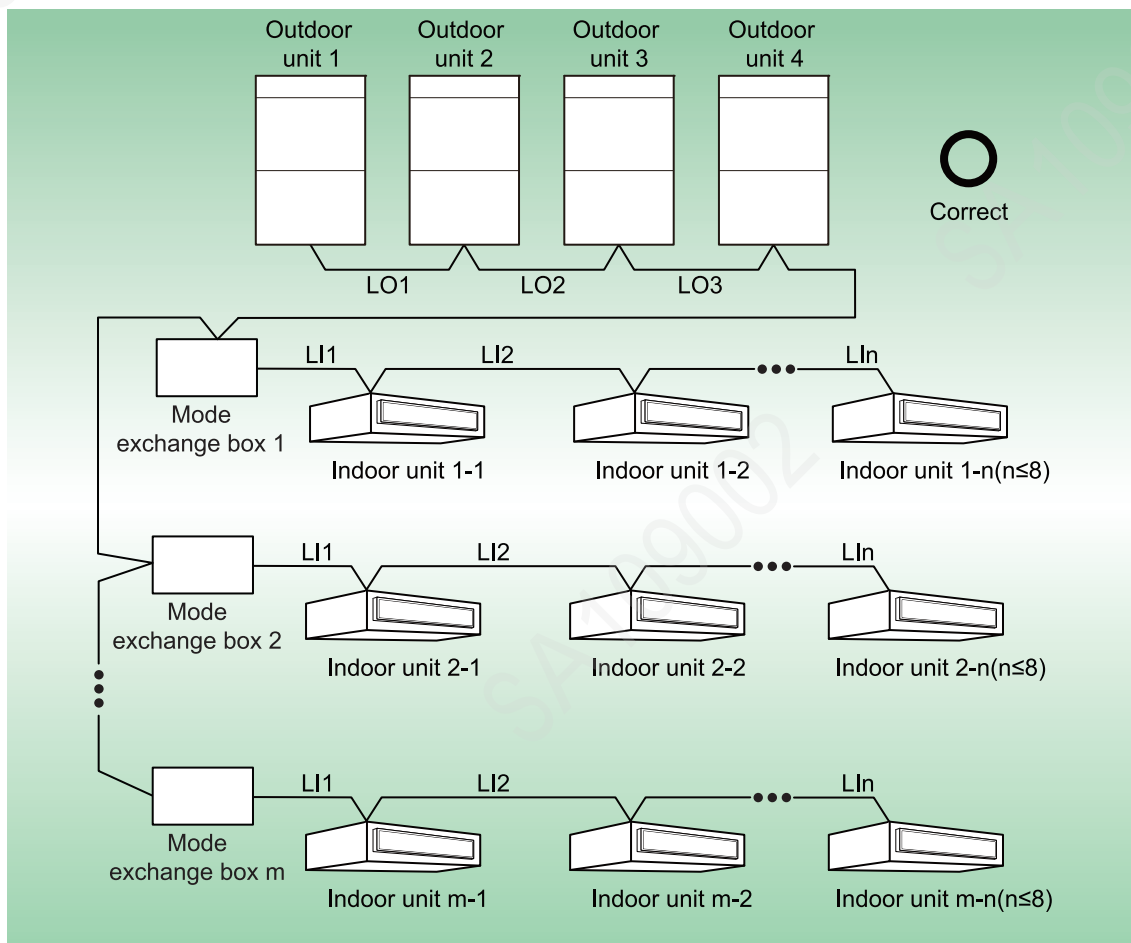
Material type	Total Length L (m) of communication cable between indoor unit and indoor (outdoor) unit	Wire size (mm ²)	Material standard	Remarks
Light/Ordinary polyvinyl chloride sheathed cord. (60227 IEC 52 /60227 IEC 53)	L≤1000	≥2×0.75	IEC 60227-5:2007	1.If the wire diameter is enlarged to 2 × 1 mm ² , the total communication line length can reach 1500 m. 2.The cord shall be Circular cord (the cores shall be twisted together). 3.If unit is installed in places with intense magnetic field or strong interference, it is necessary to use shielded wire.

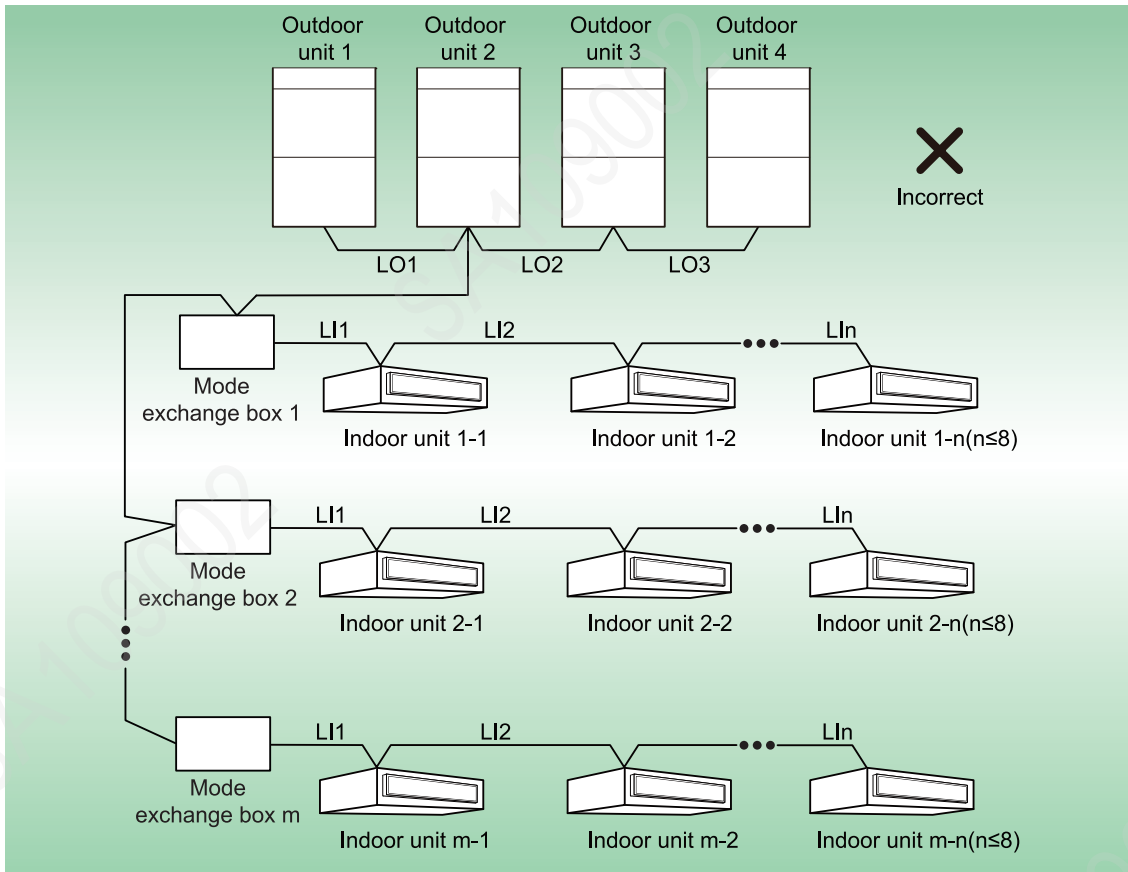
10.2.2 Communication Connection Method

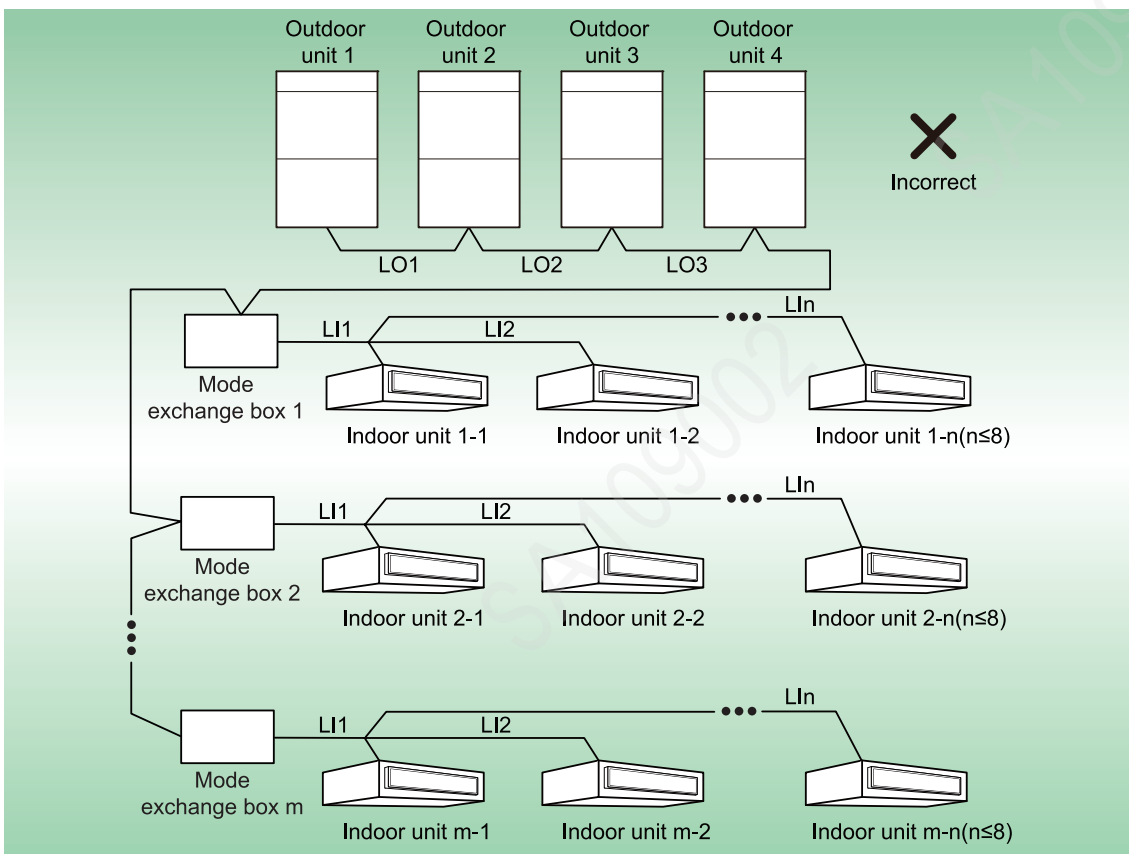
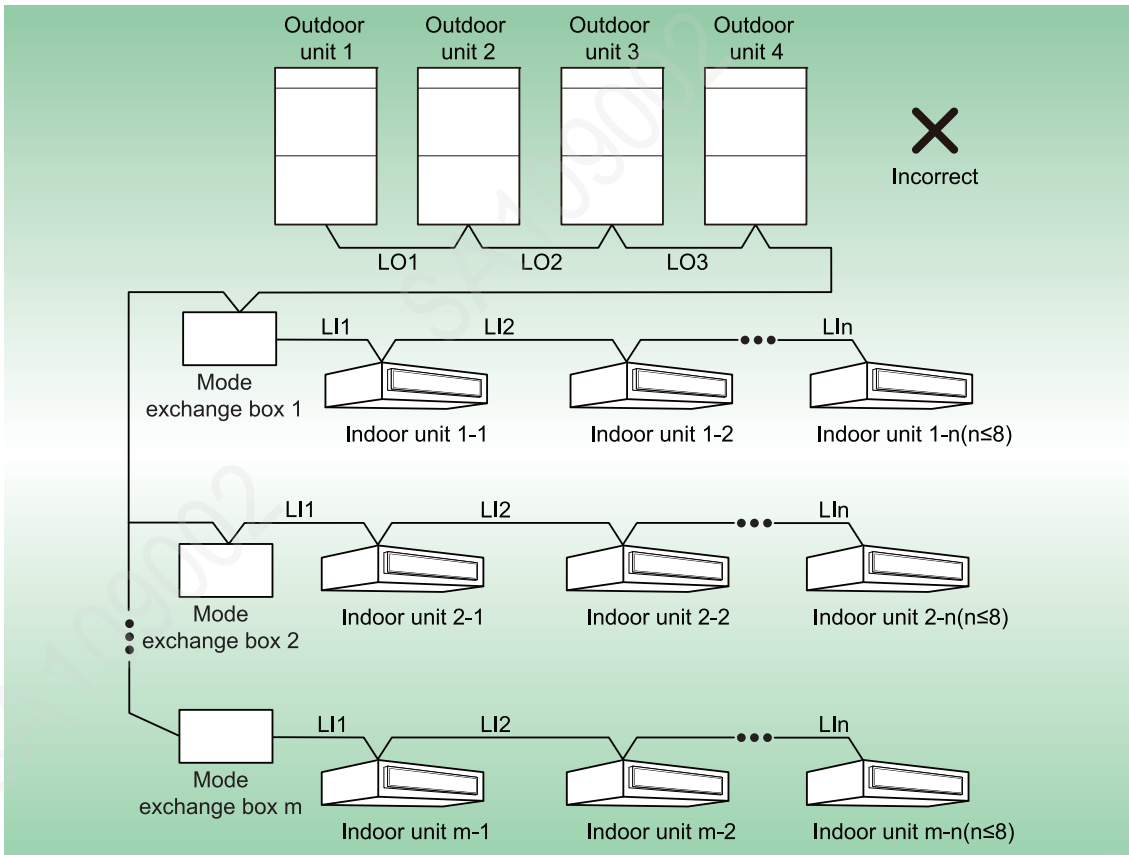
Communication bus connection between indoor unit, mode exchange box and outdoor unit must be connected in series, rather than star connection; the endmost indoor unit of communication bus between indoor unit, mode exchange box and outdoor unit must connect with the communication matching resistor (in the outdoor unit plastic bag); The fresh air indoor unit is not recommended to be set as the main indoor unit.

Connection of communication wire

(1) Communication wires of heat recovery units must be connected in series instead of in star mode;





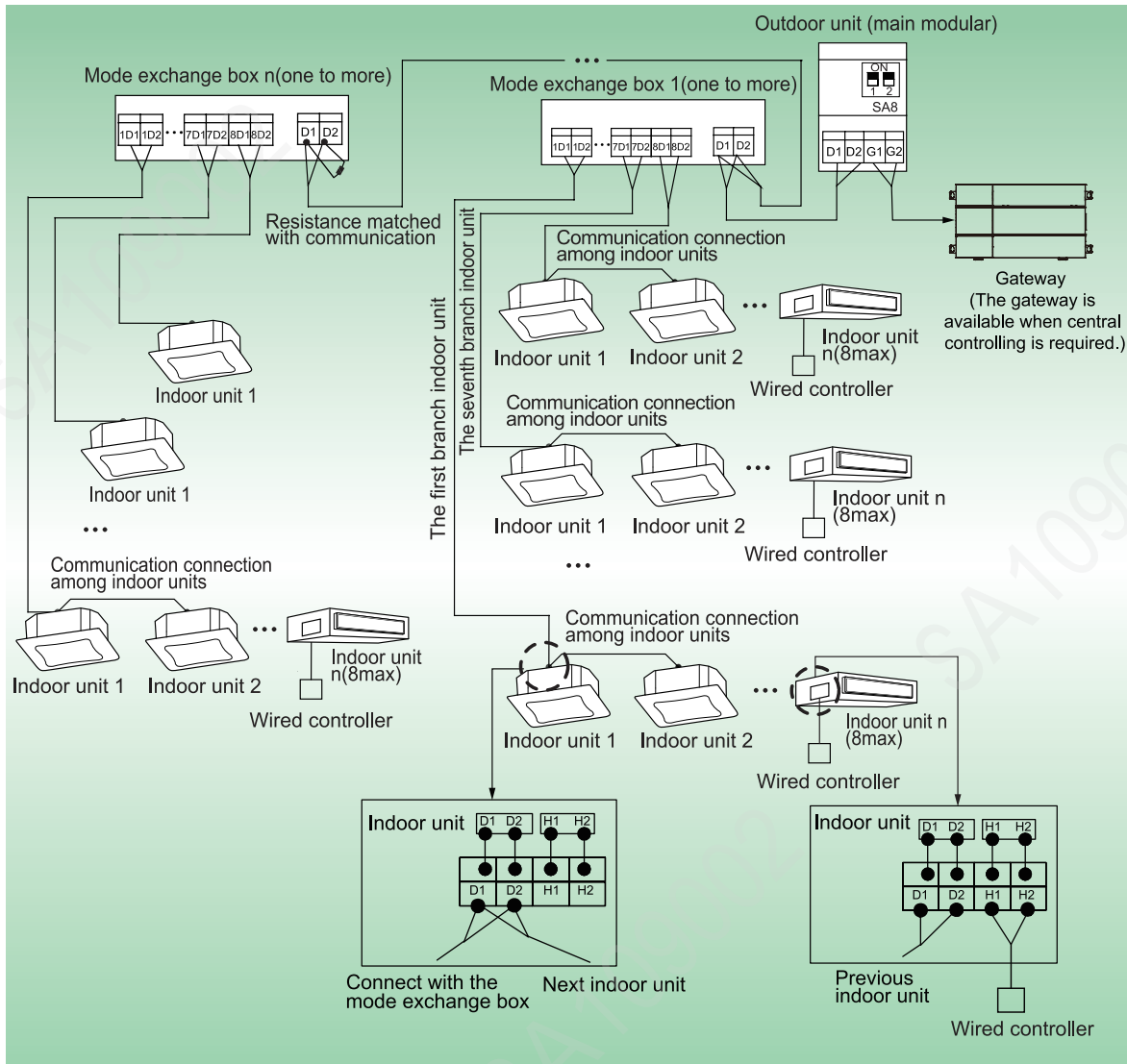


(2) If a communication wire is not long enough and needs to be connected with another wire by peeling away its outer layer, crimp connection or soldering connection must be adopted.

10.3 Connection Methods and Procedure of Communication System

10.3.1 Communication Connection between the Indoor Unit and Outdoor Unit

Communication between indoor unit, mode exchange box and outdoor units is connected via terminal D1/D2 on the communication wiring board. Connection method for single-module and multi-module systems is shown below:



NOTES:

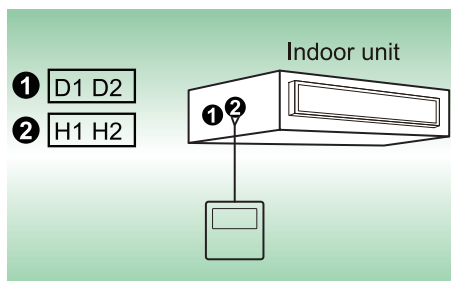
- a. If there are several ODU modules, the first set of ODU unit in the communication cord must be the master unit and shall not be connected to IDU (master unit is set by SA8 of ODU main board).
- b. If there are several ODU modules, then the IDUs must be connected to the last subordinate ODU (Subordinate unit is set by SA8 of ODU main board).
- c. Conduct separate wiring for the communication cord and power cord to avoid interference.
- d. The communication cord must be chosen suitable length at the start, and re-connect action after is

not allowable.

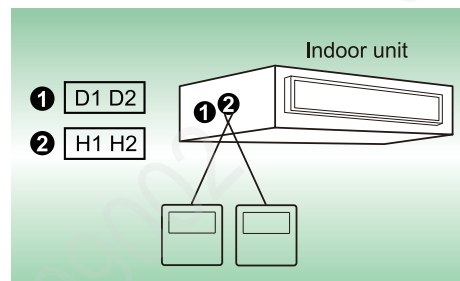
- e. The communication line of mode exchange box must be connected in series and the last mode exchange box must be connected with a matching resistance (provided among the accessory parts of outdoor unit). Connect the matching resistance to the D1, D2 terminals of communication wiring board of mode exchange box.
- f. Adopt the one-to-one connection method for the connection between mode exchange box and downstream indoor unit. Each branch is corresponding to one communication terminal. "1D1, 1D2" indicates the terminal position of communication wire for the downstream indoor unit of the first branch; "2D1, 2D2" indicates the terminal position of communication wire for the downstream indoor unit of the second branch and by this analogy. Please note that there's corresponding mark at the corresponding connection place of copper pipe for each indoor unit on branch.
- g. If there're multiple indoor units at one branch of mode exchange box, the communication wires of indoor units should adopt series connection. Please note that operation mode for the indoor units at the same branch should be consistent under any circumstances.
- h. Communication wire can't be connected for the downstream indoor units at the different branches of mode exchange box.
- i. When the mode exchange box connects to an indoor unit whose capacity is larger than 16kw, keep the indoor unit and either one of the corresponding two branches connected. Please confirm that these two branches are corresponding to the 1st number of SA1 DIP switch that directs to digital terminal on main board.
- j. The indoor unit must be connected in series, and the last indoor unit must be connected to the communication matching resistor (provided in the outdoor unit parts list).
- k. Please refer to the relevant manual for the centralized controller wiring method and settings.
- l. The number of mode exchange box = The number of one-to-one mode exchange box + The number of one-to-two mode exchange box + The number of one-to-four mode exchange box + The number of one-to-eight mode exchange box $\times 2 \leq 20$.

10.3.2 Communication Connection between Indoor Unit and Wired Controller

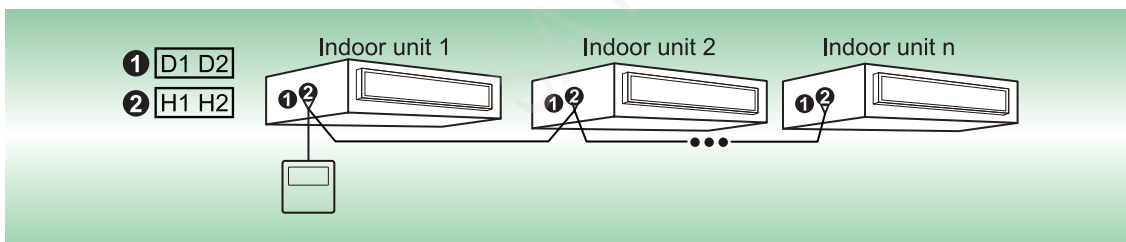
There are four types of connection between the indoor unit and wired controller, as shown in the following figure:




One wired controller controls one IDU



Two wired controllers control one IDU



One wired controller control multiple IDUs



Two wired controllers control multiple IDUs

When two wired controllers control several IDUs at the same time, the wired controller can be connected to any IDU, the connected IDUs shall be the IDU from the same series, meanwhile, set one of the wired controllers as the slave wired controller and shall be only set one. The amount of IDU controlled by wired controller shall not exceed 16 sets, and the connected IDUs shall be in the same IDU's network.

Set slave wired controller under ON/OFF status:

Long press "Function" button for 5s of the wired controller which needs to be set as the slave wired controller, the temperature area will display "C00", then long press "Function" button for 5s to enter parameter setting interface for wired controller, at this time, the temperature area will display "P00" acquiescently.

Press "▲" or "▼" button to select P13 as the parameter code and "Mode" button to switch to parameter value setting. At this time, the parameter value will blink, then press "▲" or "▼" to select "02" code. Press "Enter/Cancel" button to complete the setting.

Press "Enter/Cancel" button to return to the previous operation, until existing parameter setting.

Parameter setting list for the user is as follow:

Parameter code	Parameter name	Parameter scope	Default value	Remark
P13	Address setting for wired controller	01: master wired controller 02: slave wired controller	01	When two wired controllers control one (or several) set(s) of IDU at the same time, the address of two wired controllers shall be different. Apart from setting the wired controller address, the slave wired controller can not set unit parameter.

10.3.3 Connection Method between Duct Type IDU and Remote Signal Receiving LED Panel

Connection method between duct type IDU and receiver (remote signal receiving LED panel)

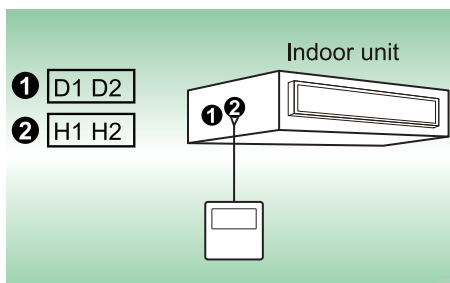


Figure 1 One Receiver Controls One Indoor unit

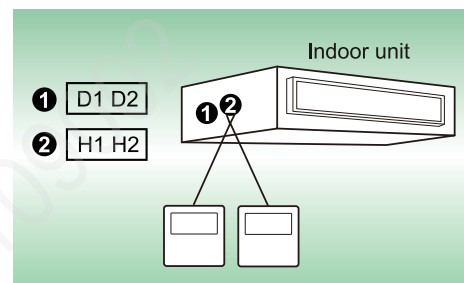


Figure 2 One Receiver and One Wired Controller Control One Indoor unit




Figure 3 One Receiver Controls Several Multi VRF IDUs Simultaneously




Figure 4 One Receiver and One Wired Controller Control Several Multi VRF IDUs Simultaneously

NOTES:

a. When the remote signal receiving LED panel is connected with multi VRF unit, the wiring methods as shown in Figure 1, Figure 2, Figure 3 and Figure 4 can be adopted, but please pay attention to the follow:

① When one remote signal receiving LED panel or one remote signal receiving LED panel and one wired controller control several indoor units simultaneously, the remote signal receiving LED panel can connect any indoor unit, but the connected indoor unit shall be of the same indoor unit series and the connected indoor unit shall be in the same multi VRF system. When it is applied together with the wired controller, please set the indoor unit quantity of group control in the wired controller.

② When the remote signal receiving LED panel controls several indoor units simultaneously, the settings for all indoor units are the same.

b. In the wiring methods as shown in Figure 2, Figure 4, there can't be two remote signal receiving LED panels simultaneously and only one wired controller and one remote signal receiving LED panel are allowable in the same system. The wired controller can be set as master or slave wired controller and the remote signal receiving LED panel address will switch automatically (no need to set remote signal receiving LED panel address manually) according to the wired controller address (master/slave wired controller). The total quantity of remote signal receiving LED panel and wired controller can't exceed two.

c. The remote signal receiving LED panel interface is non-polar, but it can't be connected with heavy current.

d. Wired controller and remote signal receiving LED panel can be used at the same time.

e. When selecting remote signal receiving LED panel, selecting the remote controller at the same time.

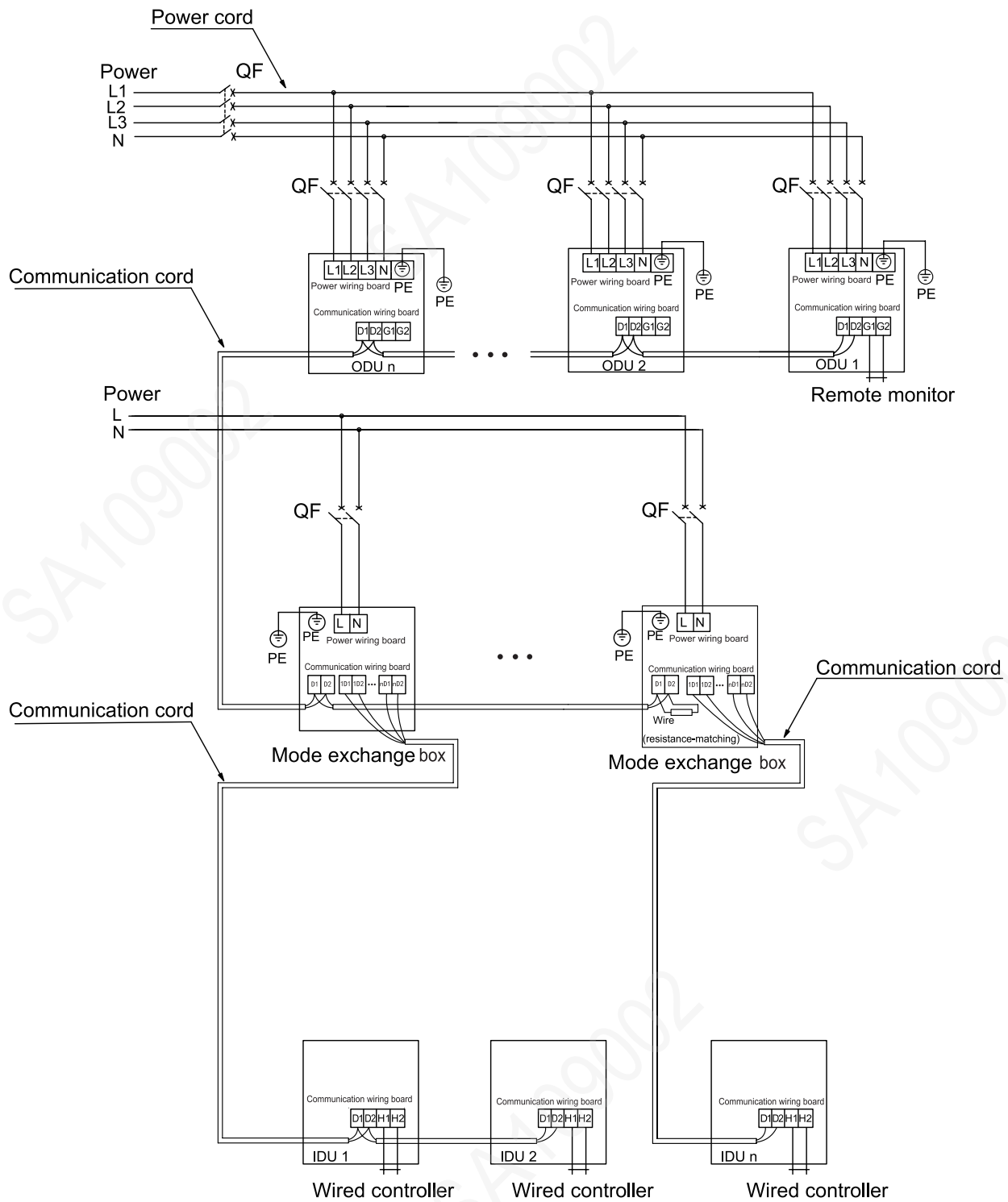
11 EXTERNAL ELECTRICAL WIRING DIAGRAM

11.1 External Wiring Interface

External wiring interface	Power supply	Number of cable cores	5
		Mark	L1 L2 L3 N PE
	IDU/ODU communication	Number of cable cores	2
		Mark	D1 D2
	Central control	Number of cable cores	2
		Mark	G1 G2

11.2 External Wiring

Each unit should be equipped with a circuit breaker for short circuit and abnormal overload protection. The circuit breaker is normally closed.



NOTES:

The maximum outdoor unit quantity "n" is decided by the combination from of outdoor unit.

12 CALCULATION OF ADDITIONAL REFRIGERANT CHARGE

Total refrigerant charging amount $R =$ Pipeline charging amount $A + \Sigma$ Refrigerant's charging amount for every outdoor module B .

(1) Pipeline's charging amount A :

Pipeline's charging amount $A = \Sigma$ Liquid pipe length \times Refrigerant's charging amount of every meter liquid pipe

Liquid pipe diameter(mm)	Φ28.6	Φ25.4	Φ22.2	Φ19.05	Φ15.9	Φ12.7	Φ9.52	Φ6.35
kg/m	0.680	0.520	0.350	0.250	0.170	0.110	0.054	0.022

(2) Σ Refrigerant charging amount of every outdoor module B :

Adding quantity of ODU refrigerant B(kg)**		ODU capacity(kW)							
IDU/ODU rated capacity connection ratio C^*	Allocation quantity of IDU	22.4	28	33.5	40	45	50.4	56	61.5
50% $\leq C \leq 70\%$	<4	0	0	0	0	0	0	0	0
	≥ 4	0.5	1	1	1	1	0.5	1	1.5
70% $< C \leq 90\%$	<4	0.5	1	1	2	2	1.5	2	2
	≥ 4	1	1	1	2	2	2.5	3	3.5
90% $< C \leq 105\%$	<4	1	1	1	2	2	2.5	3	3.5
	≥ 4	2	2	2	4	4	4	5	5
105% $< C \leq 135\%$	<4	2	2	2	3	3	3.5	4	4
	≥ 4	3.5	4	4	5	5	5.5	6	6

NOTES:

- a.*Rated capacity connection ratio of indoor unit and outdoor unit $C =$ sum of indoor unit rated cooling capacity / sum of outdoor unit rated cooling capacity.
- b.**If all indoor units are all fresh air indoor units, the added refrigerant amount for each module B is 0kg.
- c.If all fresh air indoor units are mixed with the general VRF indoor units, charge the refrigerant according to the refrigerant-charging method of the general indoor unit.

Example 1:

Outdoor unit consists of one 28kW module and one 45kW module. Five 14kW duct type units are used as indoor units.

IDU/ODU rated capacity collocation ratio $C = 14.0 \times 5 / (28.0 + 45.0) = 96\%$. The quantity of included IDUs is more than 4 sets. Please refer to the above table.

Additional refrigerant's quantity B for 28kW module is 2.0 kg.

Additional refrigerant's quantity B for 45kw module is 4.0 kg.

So, Σ Refrigerant's charging amount for every module $B = 2.0 + 4.0 = 6.0$ kg.

Assume that the Pipeline charging amount $A = \Sigma$ Liquid pipe length \times refrigerant charging amount of every 1m liquid pipe $= 20.0$ kg.

Total refrigerant charging amount $R = 20.0 + 6.0 = 26.0$ kg.

Example 2:

Outdoor unit is a 45kW module and the indoor unit is a 45kW fresh air unit. The quantity (B) of refrigerant added to this module is 0kg.

So, Σ Refrigerant charging amount B of every module $= 0$ kg.

Assume that the Pipeline charging amount $A = \Sigma$ Liquid pipe length \times refrigerant charging amount of every 1m liquid pipe $= 5.0$ kg.

Total refrigerant charging amount $R = 5 + 0 = 5.0$ kg.

Modular combination of outdoor unit subjects to combinations that is currently available.

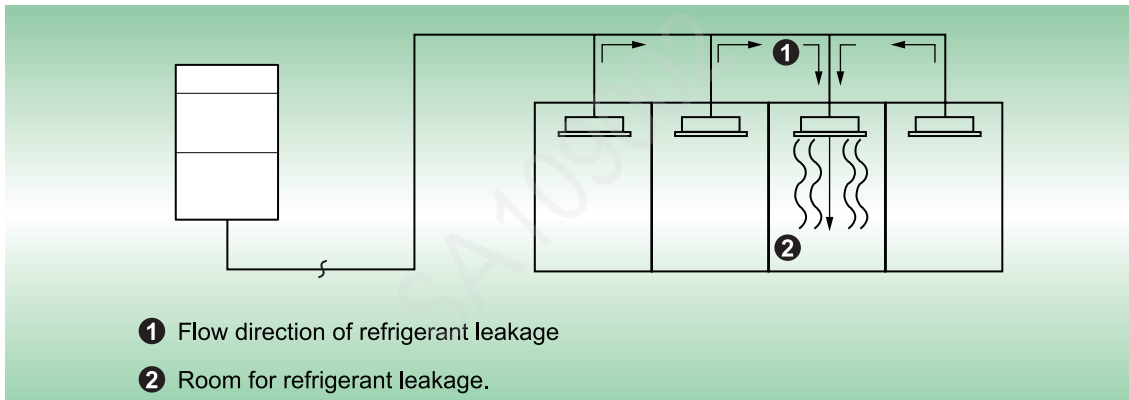
13 NOTICES

13.1 Safety Notices

- (1) The unit should not be installed in places with high pH, high voltage fluctuations, vehicles and ships.
- (2) Do not touch the fins of the heat exchanger. Improper touch can cause damage.
- (3) Do not mix other substance apart from refrigerant in the refrigerant circuit during installing or moving the unit, and do not leave any air in the pipe. If air or other substances are mixed within the pipe, the system pressure will rise, the compressor may burst and damage.
- (4) Don't charge the non-specified refrigerant when installing or moving the unit, otherwise, it might cause poor operation, malfunction, mechanical breakdown, etc, or even cause major safety accident.
- (5) When moving the unit or repairing the recycled refrigerant, be sure to use the pressure gauge. Conduct the cooling operation first, then completely shut down the valve (liquid valve) at high pressure side. When the pressure gauge display 0 ~ 0.05MPa, completely shut down the valve (gas valve) at low pressure side and immediately stop running and cut off the power.
- (6) When recovering the refrigerant, please make sure to completely shut down the liquid valve and gas valve, and cut off the power before dismantling the connection pipe; otherwise, there will be air intrusion, resulting in pressure rise of the system, the compressor may burst and damage.
- (7) When installing the unit, make sure that the connection pipe is securely connected before starting the compressor. If the compressor is started before the connection pipe is connected and then cut off the valve, there will be air intrusion, resulting in pressure rise of the system, if the compressor is burst, it will cause damage.
- (8) Wiring between indoor and outdoor units must be correctly connected with the specified wires, and the wiring terminal shall not be affected by external forces. Poor connection or fixing might cause fire accident.
- (9) No connection is allowed in the middle of the wire. When the length of the connecting wire is not enough, please contact the designated service store to re-equip a dedicated wire of sufficient length.

13.2 Notices for The Usage of Refrigerant

- (1) AC project designers and installers shall obey the local laws and regulations on the safety requirements toward the usage and leakage of refrigerant.
- (2) The multi VRF unit adopts R410A refrigerant. When installing the unit in the space where people included, the refrigerant's amount shall not exceed the maximum allowable concentration. Otherwise, suffocation will occur to the people nearby. For example, the maximum refrigerant's allowable concentration for European safety standard and regulation is 0.44kg/m³.
 Maximum refrigerant's charging amount(kg)= Room volume(m³)× maximum allowable concentration(kg/m³)
 Refrigerant charge(kg)= Additional quantity of refrigerant(kg)+ ∑ factory charge for ODU(kg)
 Refrigerant charge ≤ Maximum refrigerant charge
- (3) When refrigerant's charging amount exceeds the maximum allowable amount, re-design the refrigeration system and divide the refrigeration system to several refrigeration systems with small volume, or adopt corresponding ventilation measures and alarms.




Since the concentration of refrigerant is greater than that of air, pay attention to the spaces where the refrigerant may residue, for example, the basement.

14 OPTIONAL ACCESSORIES

		Model	Remarks
Branch	Outdoor unit	ML01R, ML02R	For the model selection method, see the part of pipeline selection
	Outdoor unit and mode exchanger	FQ01Na/A, FQ02Na/A, FQ03Na/A, FQ04Na/A, FQ05Na/A, FQ06Na/A, FQ07Na/A	—
	Indoor unit	FQ01A/A, FQ01B/A	—
Remote controller		YAP1F	Duct-type indoor unit Optional (Wall-Mounted indoor unit, the air Cassette, Floor Ceiling Standard)
Classic wired controller		Wired controller XK46	Applicable to the air Cassette, Floor Ceiling, Wall-Mounted indoor unit Optional (Duct-type, Concealed Floor Standing Type indoor unit Standard)
Wired controller		XE7A-24/H	—
Wired controller		XE7A-24/HC	With WiFi function
Wired controller		XE70-33/H	—
Linkage controller		LE60-24/H1	With access control and dry contact signals detection function
Centralized controller		CE52-24/F(C)	—
E-Smart Zone controller		CE54-24/F(C)	—
Debugger		CE42-24/F(C)	—
Debugging software		DE40-33/A(C)	—
Remote monitoring system	Software	FE30-24/DF(B)	—
	Controller	ME20-24/D1(T)	
Remote signal receiving LED panel		JS13	—
VRF Protocol Gateway		ME30-24/D1(BM)	Gateway capacity: 255 indoor units; it can output two kinds of BMS data: ModBus/BACnet
Modbus Gateway(Mini)		ME30-24/E6(M)	Gateway capacity: 128 indoor units (within 16 systems)
H2M Gateway		ME31-33/EH1(M)	Gateway capacity: a indoor unit (similar with the wired controller; it can control multiple units), it can output ModBus data

NOTE:

If you need the above optional components, please consult your local sales company.



SA109002

SA109002

SA109002

SA109002

SA109002

SA109002



GREE ELECTRIC APPLIANCES, INC. OF ZHUHAI 519070

Add: West Jinji Rd, Qianshan Zhuhai, Guangdong, China

Tel: (+86-756)8522218

Fax: (+86-756)8669426

E-mail: gree@cn.gree.com www.gree.com

SJ00537917